



AMERICAN COLLEGE HEALTH ASSOCIATION

American College Health Association-National College Health Assessment (ACHA-NCHA III)

Institutional Data Report - Spring 2020

UNIVERSITY OF NORTHERN IOWA

American College Health Association
8455 Colesville Road, Suite 740
Silver Spring, MD 20910
(410) 859-1500
www.acha.org

April 7, 2020
FREQUENCY REPORT
Number of Surveys (n) = 719 Web Surveys

Frequency tables are presented for every multiple choice and select all that apply questions from the survey. The mean, median, standard deviation, minimum, and maximum values are provided for the variables that are continuous, as well as those scales within the survey that produce a score.

Space for value labels associated with each response option is limited in this document and are often abbreviated for brevity. Furthermore, response options are listed in numeric order within the frequency tables, which may differ from the way they appear to students in the survey. **Please always refer to the survey codebook rather than this report document for the exact wording of survey questions and the associated response options.**

A note about the use of sex and gender in this report:

Survey responses are reported by sex based on the responses to questions 67A, 67B, and 67C. For the purpose of the ACHA-NCHA report documents, respondents are reported as male or female only when their responses to these three questions are consistent with one another. If gender identity is consistent with sex at birth AND "no" is selected for transgender, then respondents are designated as either male or female. If respondents select "yes" for transgender OR their sex at birth is not consistent with their gender identity, then they are designated as non-binary. A respondent that selects "intersex" for sex at birth, "no" for transgender, and man or woman for gender identity are designated as male or female. A respondent that selects "intersex" for sex at birth, "yes" for transgender, or selects a gender identity other than man or woman are designated as non-binary. A respondent that skips any of the three questions is designated as unknown. Only 3 of the 4 categories are displayed in this report. Respondents categorized as non-binary are included in the Total column, but are not presented in a separate column. When the Total of any given row is higher than the sum of the male, female, and unknown respondents, the difference can be attributed to non-binary respondents that selected the response option presented in that row.

1) How would you describe your overall health?

	Male		Female		Unknown		Total		Pct.
	Freq.	Pct.	Freq.	Pct.	Freq.	Pct.	Freq.		
1 Excellent	22	15	49	9	1	50	73	10.3	
2 Very good	70	48	222	41	0	0	298	42.1	
3 Good	45	31	218	40	1	50	274	38.8	
4 Fair	8	5	46	9	0	0	55	7.8	
5 Poor	2	1	5	1	0	0	7	1.0	
Valid responses =	147	21	540	76	2	0	707	98.3	

Invalid responses include no response.

2A) I feel that I belong at my college/university.

	Male		Female		Unknown		Total		Pct.
	Freq.	Pct.	Freq.	Pct.	Freq.	Pct.	Freq.		
1 Strongly disagree	0	0	5	1	0	0	5	0.7	
2 Disagree	6	4	10	2	0	0	16	2.2	
3 Somewhat disagree	5	3	18	3	0	0	25	3.5	
4 Somewhat agree	25	17	89	16	0	0	119	16.6	
5 Agree	75	50	287	52	1	50	371	51.7	
6 Strongly agree	39	26	139	25	1	50	182	25.3	
Valid responses =	150	21	548	76	2	0	718	99.9	

Invalid responses include no response.

2B) I feel that students' health and well-being is a priority at my college/university.

	Male		Female		Unknown		Total		Pct.
	Freq.	Pct.	Freq.	Pct.	Freq.	Pct.	Freq.		
1 Strongly disagree	2	1	9	2	0	0	11	1.5	
2 Disagree	6	4	25	5	0	0	32	4.5	
3 Somewhat disagree	13	9	56	10	0	0	70	9.8	
4 Somewhat agree	44	30	196	36	0	0	250	35.0	
5 Agree	65	44	214	39	2	100	286	40.0	
6 Strongly agree	18	12	47	9	0	0	66	9.2	
Valid responses =	148	21	547	77	2	0	715	99.4	

Invalid responses include no response.

2C) At my college/university, I feel that the campus climate encourages free and open discussion about students' health and well-being.

	Male		Female		Unknown		Total		Pct.
	Freq.	Pct.	Freq.	Pct.	Freq.	Pct.	Freq.		
1 Strongly disagree	0	0	8	2	0	0	8	1.1	
2 Disagree	6	4	21	4	0	0	29	4.1	
3 Somewhat disagree	8	5	48	9	0	0	59	8.3	
4 Somewhat agree	46	31	199	37	0	0	252	35.2	
5 Agree	69	46	220	40	2	100	296	41.4	
6 Strongly agree	21	14	49	9	0	0	71	9.9	
Valid responses =	150	21	545	76	2	0	715	99.4	

Invalid responses include no response.



AMERICAN COLLEGE HEALTH ASSOCIATION

American College Health Association-National College Health Assessment (ACHA-NCHA III)

Institutional Data Report - Spring 2020

UNIVERSITY OF NORTHERN IOWA

American College Health Association
8455 Colesville Road, Suite 740
Silver Spring, MD 20910
(410) 859-1500

April 7, 2020
FREQUENCY REPORT
Number of Surveys (n) =

719 Web Surveys

www.acha.org

2D) At my college/university, we are a campus where we look out for each other.

	Male		Female		Unknown		Total Freq.	Pct.
	Freq.	Pct.	Freq.	Pct.	Freq.	Pct.		
1 Strongly disagree	3	2	4	1	0	0	7	1.0
2 Disagree	2	1	25	5	0	0	27	3.8
3 Somewhat disagree	14	10	52	10	0	0	72	10.1
4 Somewhat agree	51	35	233	43	1	50	294	41.1
5 Agree	63	43	191	35	1	50	257	35.9
6 Strongly agree	15	10	43	8	0	0	59	8.2
Valid responses =	148	21	548	77	2	0	716	99.6

Invalid responses include no response.

3A) How many hours do you spend in a typical week (7 days) on the following activities?

Attending classes, discussion sections, or labs

	Male		Female		Unknown		Total Freq.	Pct.
	Freq.	Pct.	Freq.	Pct.	Freq.	Pct.		
1 0 hours	1	1	2	0	0	0	3	0.4
2 1-5 hours	9	6	52	10	0	0	63	8.8
3 6-10 hours	22	15	107	20	0	0	133	18.5
4 11-15 hours	62	41	191	35	2	100	262	36.5
5 16-20 hours	36	24	131	24	0	0	171	23.8
6 21-25 hours	13	9	31	6	0	0	45	6.3
7 26-30 hours	7	5	14	3	0	0	21	2.9
8 More than 30 hours	0	0	19	4	0	0	19	2.6
Valid responses =	150	21	547	76	2	0	717	99.7

Invalid responses include no response.

3B) How many hours do you spend in a typical week (7 days) on the following activities?

Studying and other academic activities outside of class

	Male		Female		Unknown		Total Freq.	Pct.
	Freq.	Pct.	Freq.	Pct.	Freq.	Pct.		
1 0 hours	2	1	0	0	0	0	2	0.3
2 1-5 hours	33	22	117	21	1	50	155	21.6
3 6-10 hours	54	36	185	34	1	50	246	34.3
4 11-15 hours	33	22	105	19	0	0	144	20.1
5 16-20 hours	14	9	74	14	0	0	88	12.3
6 21-25 hours	9	6	28	5	0	0	38	5.3
7 26-30 hours	3	2	20	4	0	0	24	3.3
8 More than 30 hours	3	2	17	3	0	0	20	2.8
Valid responses =	151	21	546	76	2	0	717	99.7

Invalid responses include no response.

3C) How many hours do you spend in a typical week (7 days) on the following activities?

Attending cultural events, movies, concerts, sports or other entertainment with others

	Male		Female		Unknown		Total Freq.	Pct.
	Freq.	Pct.	Freq.	Pct.	Freq.	Pct.		
1 0 hours	29	19	101	18	0	0	135	18.8
2 1-5 hours	84	56	355	65	1	50	451	62.7
3 6-10 hours	26	17	60	11	1	50	89	12.4
4 11-15 hours	7	5	22	4	0	0	29	4.0
5 16-20 hours	3	2	7	1	0	0	10	1.4
6 21-25 hours	1	1	1	0	0	0	2	0.3
7 26-30 hours	0	0	1	0	0	0	1	0.1
8 More than 30 hours	1	1	1	0	0	0	2	0.3
Valid responses =	151	21	548	76	2	0	719	100.0

Invalid responses include no response.

3D) How many hours do you spend in a typical week (7 days) on the following activities?

Performing community service or volunteer activities

	Male		Female		Unknown		Total Freq.	Pct.
	Freq.	Pct.	Freq.	Pct.	Freq.	Pct.		
1 0 hours	89	59	254	47	1	50	353	49.3
2 1-5 hours	50	33	254	47	1	50	313	43.7
3 6-10 hours	8	5	27	5	0	0	35	4.9
4 11-15 hours	0	0	5	1	0	0	6	0.8
5 16-20 hours	2	1	1	0	0	0	3	0.4
6 21-25 hours	0	0	4	1	0	0	4	0.6
7 26-30 hours	0	0	0	0	0	0	0	0.0
8 More than 30 hours	1	1	1	0	0	0	2	0.3
Valid responses =	150	21	546	76	2	0	716	99.6

Invalid responses include no response.



AMERICAN COLLEGE HEALTH ASSOCIATION

American College Health Association-National College Health Assessment (ACHA-NCHA III)

Institutional Data Report - Spring 2020

UNIVERSITY OF NORTHERN IOWA

American College Health Association
8455 Colesville Road, Suite 740
Silver Spring, MD 20910
(410) 859-1500

April 7, 2020
FREQUENCY REPORT
Number of Surveys (n) =

719 Web Surveys

www.acha.org

3E) How many hours do you spend in a typical week (7 days) on the following activities?

Participating in physical exercise, team sports, recreational sports, or physically active hobbies

	Male		Female		Unknown		Total		Pct.
	Freq.	Pct.	Freq.	Pct.	Freq.	Pct.	Freq.		
1 0 hours	21	14	148	27	0	0	179	24.9	
2 1-5 hours	74	49	278	51	2	100	359	50.0	
3 6-10 hours	39	26	88	16	0	0	127	17.7	
4 11-15 hours	7	5	14	3	0	0	23	3.2	
5 16-20 hours	7	5	13	2	0	0	20	2.8	
6 21-25 hours	2	1	3	1	0	0	5	0.7	
7 26-30 hours	0	0	2	0	0	0	3	0.4	
8 More than 30 hours	0	0	2	0	0	0	2	0.3	
Valid responses =	150	21	548	76	2	0	718	99.9	

Invalid responses include no response.

3F) How many hours do you spend in a typical week (7 days) on the following activities?

Participating in spiritual or religious activities

	Male		Female		Unknown		Total		Pct.
	Freq.	Pct.	Freq.	Pct.	Freq.	Pct.	Freq.		
1 0 hours	81	54	303	55	2	100	399	55.5	
2 1-5 hours	54	36	213	39	0	0	272	37.8	
3 6-10 hours	11	7	19	4	0	0	30	4.2	
4 11-15 hours	2	1	8	2	0	0	10	1.4	
5 16-20 hours	3	2	2	0	0	0	5	0.7	
6 21-25 hours	0	0	2	0	0	0	2	0.3	
7 26-30 hours	0	0	0	0	0	0	0	0.0	
8 More than 30 hours	0	0	1	0	0	0	1	0.1	
Valid responses =	151	21	548	76	2	0	719	100.0	

Invalid responses include no response.

3G) How many hours do you spend in a typical week (7 days) on the following activities?

Participating in student clubs or organizations

	Male		Female		Unknown		Total		Pct.
	Freq.	Pct.	Freq.	Pct.	Freq.	Pct.	Freq.		
1 0 hours	69	46	220	40	0	0	298	41.4	
2 1-5 hours	57	38	249	45	1	50	314	43.7	
3 6-10 hours	15	10	57	10	1	50	75	10.4	
4 11-15 hours	6	4	12	2	0	0	18	2.5	
5 16-20 hours	3	2	9	2	0	0	12	1.7	
6 21-25 hours	1	1	0	0	0	0	1	0.1	
7 26-30 hours	0	0	0	0	0	0	0	0.0	
8 More than 30 hours	0	0	1	0	0	0	1	0.1	
Valid responses =	151	21	548	76	2	0	719	100.0	

Invalid responses include no response.

3H) How many hours do you spend in a typical week (7 days) on the following activities?

Socializing with friends

	Male		Female		Unknown		Total		Pct.
	Freq.	Pct.	Freq.	Pct.	Freq.	Pct.	Freq.		
1 0 hours	6	4	21	4	0	0	28	3.9	
2 1-5 hours	56	37	229	42	0	0	292	40.7	
3 6-10 hours	42	28	179	33	0	0	227	31.6	
4 11-15 hours	25	17	55	10	2	100	86	12.0	
5 16-20 hours	13	9	35	6	0	0	48	6.7	
6 21-25 hours	5	3	11	2	0	0	16	2.2	
7 26-30 hours	0	0	3	1	0	0	3	0.4	
8 More than 30 hours	4	3	14	3	0	0	18	2.5	
Valid responses =	151	21	547	76	2	0	718	99.9	

Invalid responses include no response.

3I) How many hours do you spend in a typical week (7 days) on the following activities?

Partying

	Male		Female		Unknown		Total		Pct.
	Freq.	Pct.	Freq.	Pct.	Freq.	Pct.	Freq.		
1 0 hours	75	50	338	62	0	0	426	59.6	
2 1-5 hours	54	36	176	32	1	50	234	32.7	
3 6-10 hours	15	10	27	5	1	50	45	6.3	
4 11-15 hours	4	3	2	0	0	0	6	0.8	
5 16-20 hours	1	1	1	0	0	0	2	0.3	
6 21-25 hours	1	1	0	0	0	0	1	0.1	
7 26-30 hours	0	0	0	0	0	0	0	0.0	
8 More than 30 hours	1	1	0	0	0	0	1	0.1	
Valid responses =	151	21	544	76	2	0	715	99.4	

Invalid responses include no response.



AMERICAN COLLEGE HEALTH ASSOCIATION

American College Health Association-National College Health Assessment (ACHA-NCHA III)

Institutional Data Report - Spring 2020

UNIVERSITY OF NORTHERN IOWA

American College Health Association
8455 Colesville Road, Suite 740
Silver Spring, MD 20910
(410) 859-1500

April 7, 2020
FREQUENCY REPORT
Number of Surveys (n) =

719 Web Surveys

www.acha.org

3J) How many hours do you spend in a typical week (7 days) on the following activities?

Spending time with family

	Male		Female		Unknown		Total Freq.	Pct.	
	Freq.	Pct.	Freq.	Pct.	Freq.	Pct.			
1 0 hours	62	41	166	30	2	100	235	32.7	
2 1-5 hours	60	40	246	45	0	0	313	43.6	
3 6-10 hours	10	7	57	10	0	0	70	9.7	
4 11-15 hours	8	5	29	5	0	0	39	5.4	
5 16-20 hours	5	3	21	4	0	0	27	3.8	
6 21-25 hours	0	0	7	1	0	0	7	1.0	
7 26-30 hours	1	1	6	1	0	0	7	1.0	
8 More than 30 hours	5	3	15	3	0	0	20	2.8	
Valid responses =	151	21	547	76	2	0	718	99.9	

Invalid responses include no response.

3K) How many hours do you spend in a typical week (7 days) on the following activities?

Watching TV, streaming movies/TV, or other media for entertainment

	Male		Female		Unknown		Total Freq.	Pct.	
	Freq.	Pct.	Freq.	Pct.	Freq.	Pct.			
1 0 hours	2	1	11	2	0	0	13	1.8	
2 1-5 hours	57	38	206	38	1	50	269	37.5	
3 6-10 hours	39	26	172	31	1	50	217	30.2	
4 11-15 hours	25	17	94	17	0	0	123	17.1	
5 16-20 hours	12	8	37	7	0	0	51	7.1	
6 21-25 hours	7	5	13	2	0	0	21	2.9	
7 26-30 hours	2	1	7	1	0	0	9	1.3	
8 More than 30 hours	6	4	8	2	0	0	15	2.1	
Valid responses =	150	21	548	76	2	0	718	99.9	

Invalid responses include no response.

3L) How many hours do you spend in a typical week (7 days) on the following activities?

Gaming

	Male		Female		Unknown		Total Freq.	Pct.	
	Freq.	Pct.	Freq.	Pct.	Freq.	Pct.			
1 0 hours	32	21	442	81	0	0	480	66.9	
2 1-5 hours	52	35	75	14	2	100	135	18.8	
3 6-10 hours	31	21	20	4	0	0	52	7.3	
4 11-15 hours	15	10	6	1	0	0	23	3.2	
5 16-20 hours	10	7	2	0	0	0	13	1.8	
6 21-25 hours	6	4	1	0	0	0	8	1.1	
7 26-30 hours	2	1	1	0	0	0	3	0.4	
8 More than 30 hours	2	1	0	0	0	0	3	0.4	
Valid responses =	150	21	547	76	2	0	717	99.7	

Invalid responses include no response.

3M) How many hours do you spend in a typical week (7 days) on the following activities?

Using social media

	Male		Female		Unknown		Total Freq.	Pct.	
	Freq.	Pct.	Freq.	Pct.	Freq.	Pct.			
1 0 hours	7	5	7	1	0	0	14	1.9	
2 1-5 hours	60	40	209	38	2	100	278	38.7	
3 6-10 hours	49	33	176	32	0	0	228	31.8	
4 11-15 hours	15	10	83	15	0	0	103	14.3	
5 16-20 hours	9	6	40	7	0	0	50	7.0	
6 21-25 hours	4	3	19	4	0	0	24	3.3	
7 26-30 hours	1	1	6	1	0	0	7	1.0	
8 More than 30 hours	5	3	8	2	0	0	14	1.9	
Valid responses =	150	21	548	76	2	0	718	99.9	

Invalid responses include no response.

3N) How many hours do you spend in a typical week (7 days) on the following activities?

Commuting to school and/or to work

	Male		Female		Unknown		Total Freq.	Pct.	
	Freq.	Pct.	Freq.	Pct.	Freq.	Pct.			
1 0 hours	42	28	113	21	0	0	159	22.2	
2 1-5 hours	90	60	364	67	2	100	467	65.2	
3 6-10 hours	13	9	48	9	0	0	63	8.8	
4 11-15 hours	4	3	12	2	0	0	16	2.2	
5 16-20 hours	0	0	4	1	0	0	5	0.7	
6 21-25 hours	2	1	1	0	0	0	3	0.4	
7 26-30 hours	0	0	2	0	0	0	2	0.3	
8 More than 30 hours	0	0	1	0	0	0	1	0.1	
Valid responses =	151	21	545	76	2	0	716	99.6	

Invalid responses include no response.



AMERICAN COLLEGE HEALTH ASSOCIATION

American College Health Association-National College Health Assessment (ACHA-NCHA III)

Institutional Data Report - Spring 2020

UNIVERSITY OF NORTHERN IOWA

American College Health Association
8455 Colesville Road, Suite 740
Silver Spring, MD 20910
(410) 859-1500

April 7, 2020
FREQUENCY REPORT
Number of Surveys (n) =

719 Web Surveys

www.acha.org

3O) How many hours do you spend in a typical week (7 days) on the following activities?

Working for pay

	Male		Female		Unknown		Total		Pct.
	Freq.	Pct.	Freq.	Pct.	Freq.	Pct.	Freq.	Pct.	
1 0 hours	30	20	93	17	2	100	129	17.9	
2 1-5 hours	11	7	40	7	0	0	52	7.2	
3 6-10 hours	23	15	78	14	0	0	102	14.2	
4 11-15 hours	28	19	103	19	0	0	135	18.8	
5 16-20 hours	24	16	120	22	0	0	150	20.9	
6 21-25 hours	17	11	42	8	0	0	60	8.3	
7 26-30 hours	8	5	29	5	0	0	37	5.1	
8 More than 30 hours	10	7	43	8	0	0	54	7.5	
Valid responses =	151	21	548	76	2	0	719	100.0	

Invalid responses include no response.

3P) How many hours do you spend in a typical week (7 days) on the following activities?

Participating in meditation or meditative activities

	Male		Female		Unknown		Total		Pct.
	Freq.	Pct.	Freq.	Pct.	Freq.	Pct.	Freq.	Pct.	
1 0 hours	116	77	386	71	2	100	517	72.3	
2 1-5 hours	31	21	148	27	0	0	183	25.6	
3 6-10 hours	2	1	7	1	0	0	10	1.4	
4 11-15 hours	0	0	0	0	0	0	0	0.0	
5 16-20 hours	1	1	3	1	0	0	4	0.6	
6 21-25 hours	0	0	0	0	0	0	0	0.0	
7 26-30 hours	0	0	0	0	0	0	0	0.0	
8 More than 30 hours	1	1	0	0	0	0	1	0.1	
Valid responses =	151	21	544	76	2	0	715	99.4	

Invalid responses include no response.

3Q) How many hours do you spend in a typical week (7 days) on the following activities?

Performing unpaid household responsibilities

	Male		Female		Unknown		Total		Pct.
	Freq.	Pct.	Freq.	Pct.	Freq.	Pct.	Freq.	Pct.	
1 0 hours	25	17	51	9	0	0	79	11.0	
2 1-5 hours	96	64	370	68	2	100	480	66.8	
3 6-10 hours	21	14	92	17	0	0	115	16.0	
4 11-15 hours	7	5	17	3	0	0	24	3.3	
5 16-20 hours	1	1	5	1	0	0	6	0.8	
6 21-25 hours	1	1	5	1	0	0	7	1.0	
7 26-30 hours	0	0	3	1	0	0	3	0.4	
8 More than 30 hours	0	0	5	1	0	0	5	0.7	
Valid responses =	151	21	548	76	2	0	719	100.0	

Invalid responses include no response.

3R) How many hours do you spend in a typical week (7 days) on the following activities?

Taking care of children or other family members (unpaid)

	Male		Female		Unknown		Total		Pct.
	Freq.	Pct.	Freq.	Pct.	Freq.	Pct.	Freq.	Pct.	
1 0 hours	139	92	474	87	2	100	629	87.5	
2 1-5 hours	5	3	34	6	0	0	42	5.8	
3 6-10 hours	0	0	8	2	0	0	8	1.1	
4 11-15 hours	1	1	3	1	0	0	5	0.7	
5 16-20 hours	3	2	6	1	0	0	9	1.3	
6 21-25 hours	0	0	2	0	0	0	2	0.3	
7 26-30 hours	0	0	2	0	0	0	2	0.3	
8 More than 30 hours	3	2	19	4	0	0	22	3.1	
Valid responses =	151	21	548	76	2	0	719	100.0	

Invalid responses include no response.

4) How do you describe your weight?

	Male		Female		Unknown		Total		Pct.
	Freq.	Pct.	Freq.	Pct.	Freq.	Pct.	Freq.	Pct.	
1 Very underweight	1	1	0	0	0	0	1	0.1	
2 Slightly underweight	20	13	27	5	1	100	50	7.0	
3 About the right weight	76	50	256	47	0	0	340	47.6	
4 Slightly overweight	47	31	215	40	0	0	270	37.8	
5 Very overweight	7	5	46	9	0	0	53	7.4	
Valid responses =	151	21	544	76	1	0	714	99.3	

Invalid responses include no response.



AMERICAN COLLEGE HEALTH ASSOCIATION

American College Health Association-National College Health Assessment (ACHA-NCHA III)

Institutional Data Report - Spring 2020

UNIVERSITY OF NORTHERN IOWA

American College Health Association
8455 Colesville Road, Suite 740
Silver Spring, MD 20910
(410) 859-1500

April 7, 2020
FREQUENCY REPORT
Number of Surveys (n) =

719 Web Surveys

www.acha.org

5) Are you trying to do any of the following about your weight?

	Male		Female		Unknown		Total		Pct.
	Freq.	Pct.	Freq.	Pct.	Freq.	Pct.	Freq.	Pct.	
1 Not trying anything about my weight	23	15	84	15	1	50	112	15.6	
2 Stay the same weight	35	23	119	22	1	50	157	21.8	
3 Lose weight	72	48	336	61	0	0	417	58.0	
4 Gain weight	21	14	9	2	0	0	33	4.6	
Valid responses =	151	21	548	76	2	0	719	100.0	

Invalid responses include no response.

6) In the last 7 days, how many (total) minutes did you spend doing moderate physical activity?

Examples: brisk walking, dancing, or household chores.

	Male		Female		Unknown		Total		Pct.
	Freq.	Pct.	Freq.	Pct.	Freq.	Pct.	Freq.	Pct.	
0 0 Minutes	5	3	21	4	0	0	26	3.6	
1 1 to 149 Minutes	79	52	309	57	0	0	399	55.7	
2 150 to 299 Minutes	42	28	122	22	2	100	168	23.5	
3 300 or More Minutes	25	17	93	17	0	0	123	17.2	
Valid responses =	151	21	545	76	2	0	716	99.6	

Invalid responses include no response.

	Mean	Median	Std Dev	Min	Max
Male	194.77	120.00	275.97	0	2400
Female	183.80	120.00	236.87	0	2000
Overall	186.73	120.00	245.88	0	2400

7) In the last 7 days, how many (total) minutes did you spend doing vigorous physical activity?

Examples: running, swimming laps, or hiking.

	Male		Female		Unknown		Total		Pct.
	Freq.	Pct.	Freq.	Pct.	Freq.	Pct.	Freq.	Pct.	
0 0 Minutes	46	31	250	46	0	0	303	42.3	
1 1 to 74 Minutes	46	31	138	25	1	50	191	26.7	
2 75 to 149 Minutes	21	14	56	10	1	50	79	11.0	
3 150 or More Minutes	37	25	102	19	0	0	143	20.0	
Valid responses =	150	21	546	76	2	0	716	99.6	

Invalid responses include no response.

	Mean	Median	Std Dev	Min	Max
Male	101.63	45.00	142.75	0	800
Female	77.81	20.00	138.72	0	1200
Overall	82.44	20.00	138.83	0	1200

8) In the last 7 days, on how many days did you do exercises to strengthen or tone your muscles?

Examples: push ups, sit ups, or weightlifting/training.

	Male		Female		Unknown		Total		Pct.
	Freq.	Pct.	Freq.	Pct.	Freq.	Pct.	Freq.	Pct.	
0 0 days	48	32	229	42	1	50	287	39.9	
1 1 day	17	11	80	15	0	0	101	14.0	
2 2 days	23	15	75	14	1	50	100	13.9	
3 3 days	28	19	66	12	0	0	97	13.5	
4 4 days	14	9	26	5	0	0	40	5.6	
5 5 days	16	11	46	8	0	0	63	8.8	
6 6 days	3	2	18	3	0	0	21	2.9	
7 7 days	2	1	8	2	0	0	10	1.4	
Valid responses =	151	21	548	76	2	0	719	100.0	

Invalid responses include no response.



AMERICAN COLLEGE HEALTH ASSOCIATION

American College Health Association-National College Health Assessment (ACHA-NCHA III)

Institutional Data Report - Spring 2020

UNIVERSITY OF NORTHERN IOWA

American College Health Association
8455 Colesville Road, Suite 740
Silver Spring, MD 20910
(410) 859-1500
www.acha.org

April 7, 2020

FREQUENCY REPORT

Number of Surveys (n) = 719 Web Surveys

9A) In the last 7 days, how many servings of sugar-sweetened beverages did you drink on average per day?

One serving is 12 oz of soda; 8 oz of sugar-sweetened, flavored water or sports drink; 6 oz of sugar-sweetened coffee, tea, or juice. If you do not drink sugar-sweetened beverages, please enter 0.

	Male		Female		Unknown		Total		
	Freq.	Pct.	Freq.	Pct.	Freq.	Pct.	Freq.	Pct.	
1 0 servings	41	27	148	27	0	0	192	26.9	
2 1 serving	32	21	104	19	1	50	138	19.3	
3 2 servings	18	12	94	17	0	0	117	16.4	
4 3 servings	18	12	48	9	0	0	71	9.9	
5 4 servings	8	5	28	5	0	0	37	5.2	
6 5 servings	8	5	30	6	0	0	40	5.6	
7 6 servings	6	4	17	3	0	0	23	3.2	
8 7 servings	4	3	18	3	0	0	22	3.1	
9 8 servings	5	3	9	2	0	0	14	2.0	
10 9 or more servings	11	7	47	9	1	50	60	8.4	
Valid responses =	151	21	543	76	2	0	714	99.3	

Invalid responses include no response.

	Mean	Median	Std Dev	Min	Max
Male	2.91	2.00	3.8	0	28
Female	3.02	2.00	4.04	0	25
Overall	3.03	2.00	4.06	0	28

9B) In the past 30 days, on how many days did you drink energy drinks or energy shots?

(for example: Red Bull, Monster, Full Throttle, 5 Hour Energy, Rockstar Energy Shot, or Full Throttle Energy Shot, etc.)

	Male		Female		Unknown		Total		
	Freq.	Pct.	Freq.	Pct.	Freq.	Pct.	Freq.	Pct.	
1 0 days	112	74	465	86	1	50	586	82.4	
2 1-2 days	16	11	41	8	0	0	61	8.6	
3 3-4 days	7	5	11	2	0	0	20	2.8	
4 5-10 days	9	6	17	3	0	0	26	3.7	
5 11-15 days	3	2	1	0	1	50	7	1.0	
6 16-20 days	3	2	3	1	0	0	8	1.1	
7 21-25 days	0	0	1	0	0	0	1	0.1	
8 26-30 days	1	1	1	0	0	0	2	0.3	
Valid responses =	151	21	540	76	2	0	711	98.9	

Invalid responses include no response.

	Mean	Median	Std Dev	Min	Max
Male	1.63	0.00	4.5	0	30
Female	0.65	0.00	2.7	0	30
Overall	0.97	0.00	3.43	0	30

10) In the last 7 days, how many servings of fruit did you eat on average per day?

One serving is a medium piece of fresh fruit; 1/2 cup of fresh, frozen, or canned fruit; 1/4 cup of dried fruit; or 3/4 cup of 100% fresh fruit juice

	Male		Female		Unknown		Total		
	Freq.	Pct.	Freq.	Pct.	Freq.	Pct.	Freq.	Pct.	
1 0 servings per day	15	10	70	13	0	0	89	12.4	
2 1-2 servings per day	103	68	386	70	2	100	503	70.0	
3 3-4 servings per day	28	19	78	14	0	0	108	15.0	
4 5-6 servings per day	4	3	13	2	0	0	17	2.4	
5 More than 6 servings per day	1	1	1	0	0	0	2	0.3	
Valid responses =	151	21	548	76	2	0	719	100.0	

Invalid responses include no response.

11) In the last 7 days, how many servings of vegetables did you eat on average per day?

One serving is 1/2 cup of fresh, frozen, or canned vegetables; 1/4 cup 100% vegetable juice; or 1 cup salad greens)

	Male		Female		Unknown		Total		
	Freq.	Pct.	Freq.	Pct.	Freq.	Pct.	Freq.	Pct.	
1 0 servings per day	22	15	72	13	0	0	94	13.1	
2 1-2 servings per day	81	54	328	60	2	100	424	59.1	
3 3-4 servings per day	40	27	122	22	0	0	166	23.1	
4 5-6 servings per day	6	4	21	4	0	0	28	3.9	
5 More than 6 servings per day	1	1	5	1	0	0	6	0.8	
Valid responses =	150	21	548	76	2	0	718	99.9	

Invalid responses include no response.

12A) For the following statements, please say whether the statement was often true, sometimes true, or never true for you in the last 30 days.

The food that I bought just didn't last, and I didn't have money to get more

	Male		Female		Unknown		Total		
	Freq.	Pct.	Freq.	Pct.	Freq.	Pct.	Freq.	Pct.	
0 Never True	92	62	294	54	1	50	392	54.7	
1 Sometimes True	46	31	214	39	1	50	269	37.6	
2 Often True	11	7	39	7	0	0	55	7.7	
Valid responses =	149	21	547	76	2	0	716	99.6	

Invalid responses include no response.



AMERICAN COLLEGE HEALTH ASSOCIATION

American College Health Association-National College Health Assessment (ACHA-NCHA III)

Institutional Data Report - Spring 2020

UNIVERSITY OF NORTHERN IOWA

American College Health Association
8455 Colesville Road, Suite 740
Silver Spring, MD 20910
(410) 859-1500

April 7, 2020
FREQUENCY REPORT
Number of Surveys (n) =

719 Web Surveys

www.acha.org

12B) For the following statements, please say whether the statement was often true, sometimes true, or never true for you in the last 30 days.

I couldn't afford to eat balanced meals.

	Male		Female		Unknown		Total		Pct.
	Freq.	Pct.	Freq.	Pct.	Freq.	Pct.	Freq.	Pct.	
0 Never True	80	54	269	49	1	50	356	49.7	
1 Sometimes True	47	32	210	38	1	50	264	36.9	
2 Often True	22	15	68	12	0	0	96	13.4	
Valid responses =	149	21	547	76	2	0	716	99.6	

Invalid responses include no response.

12C) In the last 30 days, did you ever cut the size of your meals or skip meals because there wasn't enough money for food?

	Male		Female		Unknown		Total		Pct.
	Freq.	Pct.	Freq.	Pct.	Freq.	Pct.	Freq.	Pct.	
0 No	103	68	360	66	1	50	472	65.6	
1 Only 1 or 2 days	23	15	94	17	1	50	119	16.6	
2 Yes, some days, but not every day	17	11	74	14	0	0	98	13.6	
3 Yes, almost every day	8	5	20	4	0	0	30	4.2	
Valid responses =	151	21	548	76	2	0	719	100.0	

Invalid responses include no response.

12D) In the last 30 days, did you ever eat less than you felt you should because there wasn't enough money for food?

	Male		Female		Unknown		Total		Pct.
	Freq.	Pct.	Freq.	Pct.	Freq.	Pct.	Freq.	Pct.	
0 No	111	74	426	78	1	50	548	76.2	
1 Yes	40	27	122	22	1	50	171	23.8	
Valid responses =	151	21	548	76	2	0	719	100.0	

Invalid responses include no response.

12E) In the last 30 days, were you ever hungry but didn't eat because there wasn't enough money for food?

	Male		Female		Unknown		Total		Pct.
	Freq.	Pct.	Freq.	Pct.	Freq.	Pct.	Freq.	Pct.	
0 No	119	79	461	84	2	100	590	82.1	
1 Yes	32	21	87	16	0	0	129	17.9	
Valid responses =	151	21	548	76	2	0	719	100.0	

Invalid responses include no response.

13) How long does it usually take for you to fall asleep at night once you close your eyes?

	Male		Female		Unknown		Total		Pct.
	Freq.	Pct.	Freq.	Pct.	Freq.	Pct.	Freq.	Pct.	
1 Under 5 minutes	14	9	42	8	0	0	57	7.9	
2 5-15 minutes	61	40	204	37	1	50	272	37.9	
3 16-30 minutes	37	25	153	28	1	50	193	26.9	
4 31 minutes - 1 hour	27	18	93	17	0	0	126	17.5	
5 over 1 hour	12	8	55	10	0	0	70	9.7	
Valid responses =	151	21	547	76	2	0	718	99.9	

Invalid responses include no response.

14) Over the last 2 weeks, what is the average amount of sleep you have gotten on a weeknight (excluding naps)? (Please select the response closest to your answer)

	Male		Female		Unknown		Total		Pct.
	Freq.	Pct.	Freq.	Pct.	Freq.	Pct.	Freq.	Pct.	
1 Less than 4 hours	1	1	2	0	0	0	3	0.4	
2 4 hours	1	1	6	1	0	0	7	1.0	
3 5 hours	10	7	44	8	1	50	57	7.9	
4 6 hours	40	27	122	22	1	50	173	24.1	
5 7 hours	60	40	200	37	0	0	265	36.9	
6 8 hours	32	21	135	25	0	0	167	23.2	
7 9 hours	7	5	34	6	0	0	42	5.8	
8 10 or more hours	0	0	5	1	0	0	5	0.7	
Valid responses =	151	21	548	76	2	0	719	100.0	

Invalid responses include no response.

15) Over the last 2 weeks, what is the average amount of sleep you have gotten on a weekend night (excluding naps)? (Please select the response closest to your answer)

	Male		Female		Unknown		Total		Pct.
	Freq.	Pct.	Freq.	Pct.	Freq.	Pct.	Freq.	Pct.	
1 Less than 4 hours	0	0	3	1	0	0	3	0.4	
2 4 hours	1	1	7	1	0	0	9	1.3	
3 5 hours	6	4	23	4	0	0	30	4.2	
4 6 hours	21	14	61	11	0	0	82	11.4	
5 7 hours	31	21	102	19	1	50	138	19.2	
6 8 hours	43	29	173	32	0	0	223	31.1	
7 9 hours	42	28	130	24	1	50	174	24.2	
8 10 or more hours	7	5	48	9	0	0	59	8.2	
Valid responses =	151	21	547	76	2	0	718	99.9	

Invalid responses include no response.



AMERICAN COLLEGE HEALTH ASSOCIATION

American College Health Association-National College Health Assessment (ACHA-NCHA III)

Institutional Data Report - Spring 2020

UNIVERSITY OF NORTHERN IOWA

American College Health Association

8455 Colesville Road, Suite 740

Silver Spring, MD 20910

(410) 859-1500

www.acha.org

April 7, 2020

FREQUENCY REPORT

Number of Surveys (n) =

719 Web Surveys

16A) On how many of the last 7 days did you: Wake up too early in the morning and couldn't get back to sleep?

	Male		Female		Unknown		Total Freq.	Total Pct.
	Freq.	Pct.	Freq.	Pct.	Freq.	Pct.		
1 0 days	82	54	261	48	1	50	352	49.0
2 1 day	30	20	109	20	1	50	142	19.7
3 2 days	17	11	89	16	0	0	109	15.2
4 3 days	11	7	33	6	0	0	47	6.5
5 4 days	6	4	23	4	0	0	30	4.2
6 5 days	2	1	14	3	0	0	17	2.4
7 6 days	0	0	9	2	0	0	9	1.3
8 7 days	3	2	10	2	0	0	13	1.8
Valid responses =	151	21	548	76	2	0	719	100.0

Invalid responses include no response.

16B) On how many of the last 7 days did you: Feel tired or sleepy during the day?

	Male		Female		Unknown		Total Freq.	Total Pct.
	Freq.	Pct.	Freq.	Pct.	Freq.	Pct.		
1 0 days	10	7	20	4	0	0	30	4.2
2 1 day	15	10	35	6	0	0	50	7.0
3 2 days	25	17	66	12	2	100	94	13.1
4 3 days	31	21	100	18	0	0	132	18.4
5 4 days	23	15	86	16	0	0	110	15.3
6 5 days	18	12	85	16	0	0	109	15.2
7 6 days	4	3	30	6	0	0	36	5.0
8 7 days	25	17	126	23	0	0	158	22.0
Valid responses =	151	21	548	76	2	0	719	100.0

Invalid responses include no response.

16C) On how many of the last 7 days did you: Have an extremely hard time falling asleep?

	Male		Female		Unknown		Total Freq.	Total Pct.
	Freq.	Pct.	Freq.	Pct.	Freq.	Pct.		
1 0 days	51	34	157	29	1	50	213	29.8
2 1 day	44	29	143	26	0	0	188	26.3
3 2 days	20	13	76	14	0	0	100	14.0
4 3 days	8	5	48	9	0	0	57	8.0
5 4 days	4	3	29	5	1	50	36	5.0
6 5 days	7	5	35	6	0	0	42	5.9
7 6 days	2	1	20	4	0	0	25	3.5
8 7 days	15	10	37	7	0	0	54	7.6
Valid responses =	151	21	545	76	2	0	715	99.4

Invalid responses include no response.

16D) On how many of the last 7 days did you: Get enough sleep so that you felt rested?

	Male		Female		Unknown		Total Freq.	Total Pct.
	Freq.	Pct.	Freq.	Pct.	Freq.	Pct.		
1 0 days	17	11	93	17	0	0	115	16.0
2 1 day	18	12	105	19	0	0	128	17.8
3 2 days	34	23	111	20	1	50	150	20.9
4 3 days	25	17	61	11	1	50	89	12.4
5 4 days	14	9	59	11	0	0	74	10.3
6 5 days	23	15	54	10	0	0	78	10.8
7 6 days	8	5	34	6	0	0	42	5.8
8 7 days	12	8	31	6	0	0	43	6.0
Valid responses =	151	21	548	76	2	0	719	100.0

Invalid responses include no response.

16E) On how many of the last 7 days did you: Take a nap?

	Male		Female		Unknown		Total Freq.	Total Pct.
	Freq.	Pct.	Freq.	Pct.	Freq.	Pct.		
1 0 days	76	50	222	41	0	0	305	42.4
2 1 day	23	15	130	24	2	100	157	21.8
3 2 days	21	14	87	16	0	0	112	15.6
4 3 days	11	7	45	8	0	0	58	8.1
5 4 days	7	5	28	5	0	0	37	5.1
6 5 days	7	5	24	4	0	0	31	4.3
7 6 days	2	1	4	1	0	0	6	0.8
8 7 days	4	3	8	2	0	0	13	1.8
Valid responses =	151	21	548	76	2	0	719	100.0

Invalid responses include no response.



AMERICAN COLLEGE HEALTH ASSOCIATION

American College Health Association-National College Health Assessment (ACHA-NCHA III)

Institutional Data Report - Spring 2020

UNIVERSITY OF NORTHERN IOWA

American College Health Association
8455 Colesville Road, Suite 740
Silver Spring, MD 20910
(410) 859-1500

April 7, 2020
FREQUENCY REPORT
Number of Surveys (n) =

719 Web Surveys

www.acha.org

16F) On average, how long are your naps? (only includes students who napped 1-7 days)

	Male		Female		Unknown		Total		Pct.
	Freq.	Pct.	Freq.	Pct.	Freq.	Pct.	Freq.	Pct.	
1 Less than 30 minutes	13	17	65	20	0	0	78	18.8	
2 Between 30 and 59 minutes	39	52	147	45	2	100	194	46.9	
3 Between 60 and 119 minutes	19	25	91	28	0	0	115	27.8	
4 2 hours or more	4	5	23	7	0	0	27	6.5	
Valid responses =	75	18	326	79	2	0	414	57.6	

Invalid responses include no response.

17A) Within the last 12 months, how often did you: Wear a helmet when you rode a bicycle?

	Male		Female		Unknown		Total		Pct.
	Freq.	Pct.	Freq.	Pct.	Freq.	Pct.	Freq.	Pct.	
1 Did not do this activity	84	56	323	59	0	0	420	58.6	
2 Never	33	22	136	25	0	0	170	23.7	
3 Rarely	10	7	21	4	1	50	32	4.5	
4 Sometimes	7	5	12	2	0	0	23	3.2	
5 Most of the time	5	3	13	2	1	50	19	2.6	
6 Always	12	8	41	8	0	0	53	7.4	
Valid responses =	151	21	546	76	2	0	717	99.7	

Invalid responses include no response.

17B) Within the last 12 months, how often did you: Wear a helmet when you rode a motorcycle/motor scooter?

	Male		Female		Unknown		Total		Pct.
	Freq.	Pct.	Freq.	Pct.	Freq.	Pct.	Freq.	Pct.	
1 Did not do this activity	133	88	483	89	1	50	633	88.3	
2 Never	7	5	20	4	0	0	27	3.8	
3 Rarely	1	1	8	2	1	50	10	1.4	
4 Sometimes	1	1	6	1	0	0	8	1.1	
5 Most of the time	1	1	7	1	0	0	8	1.1	
6 Always	8	5	22	4	0	0	31	4.3	
Valid responses =	151	21	546	76	2	0	717	99.7	

Invalid responses include no response.

17C) Within the last 12 months, how often did you: Wear a helmet when you were skateboarding?

	Male		Female		Unknown		Total		Pct.
	Freq.	Pct.	Freq.	Pct.	Freq.	Pct.	Freq.	Pct.	
1 Did not do this activity	134	89	510	93	1	50	661	92.2	
2 Never	10	7	25	5	1	50	37	5.2	
3 Rarely	2	1	7	1	0	0	9	1.3	
4 Sometimes	2	1	1	0	0	0	4	0.6	
5 Most of the time	1	1	0	0	0	0	1	0.1	
6 Always	2	1	3	1	0	0	5	0.7	
Valid responses =	151	21	546	76	2	0	717	99.7	

Invalid responses include no response.

18A) When, if ever, was the last time you drove a car or other vehicle?

	Male		Female		Unknown		Total		Pct.
	Freq.	Pct.	Freq.	Pct.	Freq.	Pct.	Freq.	Pct.	
1 Never	1	1	3	1	0	0	4	0.6	
2 Within the last 2 weeks	143	95	524	96	2	100	686	95.7	
3 More than 2 weeks but within 30 days	3	2	12	2	0	0	16	2.2	
4 More than 30 days but within 3 months	1	1	2	0	0	0	3	0.4	
5 More than 3 months but within 12 months	2	1	2	0	0	0	4	0.6	
6 More than 12 months ago	0	0	4	1	0	0	4	0.6	
Valid responses =	150	21	547	76	2	0	717	99.7	

Invalid responses include no response.

18B) Within the last 2 weeks, on how many days did you drive a car or other vehicle? (only includes students that drove in the last 2 weeks)

	Male		Female		Unknown		Total		Pct.
	Freq.	Pct.	Freq.	Pct.	Freq.	Pct.	Freq.	Pct.	
0 0 Days	0	0	1	0	0	0	1	0.1	
1 1 to 4 Days	26	18	61	12	1	50	90	13.1	
2 5 to 10 Days	46	32	127	24	1	50	180	26.3	
3 11 to 14 Days	71	50	334	64	0	0	414	60.4	
Valid responses =	143	21	523	76	2	0	685	95.3	

Invalid responses include no response.

	Mean	Median	Std Dev	Min	Max
Male	9.50	10.00	4.22	1	14
Female	10.80	13.00	3.95	0	14
Overall	10.48	12.00	4.05	0	14



AMERICAN COLLEGE HEALTH ASSOCIATION

American College Health Association-National College Health Assessment (ACHA-NCHA III)

Institutional Data Report - Spring 2020

UNIVERSITY OF NORTHERN IOWA

American College Health Association
8455 Colesville Road, Suite 740
Silver Spring, MD 20910
(410) 859-1500
www.acha.org

April 7, 2020

FREQUENCY REPORT

Number of Surveys (n) = 719 Web Surveys

18C) Within the last 2 weeks, on how many days did you manually operate a device to text, email, video chat, or use the internet or apps while driving a car or other vehicle?

	Male		Female		Unknown		Total		Pct.
	Freq.	Pct.	Freq.	Pct.	Freq.	Pct.	Freq.	Pct.	
0 0 Days	68	48	193	37	0	0	271	39.6	
1 1 to 4 Days	32	22	163	31	2	100	202	29.5	
2 5 to 10 Days	22	15	91	17	0	0	114	16.7	
3 11 to 14 Days	21	15	75	14	0	0	97	14.2	
Valid responses =	143	21	522	76	2	0	684	95.1	

Invalid responses include no response.

	Mean	Median	Std Dev	Min	Max
Male	3.45	1.00	4.88	0	14
Female	3.88	2.00	4.8	0	14
Overall	3.74	2.00	4.79	0	14

18D) Within the last 12 months, how many times have you been involved in an accident when you drove a car or other vehicle?

	Male		Female		Unknown		Total		Pct.
	Freq.	Pct.	Freq.	Pct.	Freq.	Pct.	Freq.	Pct.	
1 No accidents	139	93	488	90	2	100	644	90.8	
2 One accident	8	5	49	9	0	0	60	8.5	
3 Two accidents	2	1	3	1	0	0	5	0.7	
4 Three or more accidents	0	0	0	0	0	0	0	0.0	
Valid responses =	149	21	540	76	2	0	709	98.6	

Invalid responses include no response.

19A) Within the last 12 months, did you experience any of the following in an intimate (coupled/partnered) relationship? A partner called me names, insulted me, or put me down to make me feel bad.

	Male		Female		Unknown		Total		Pct.
	Freq.	Pct.	Freq.	Pct.	Freq.	Pct.	Freq.	Pct.	
1 No	145	96	490	90	2	100	653	90.9	
2 Yes	6	4	57	10	0	0	65	9.1	
Valid responses =	151	21	547	76	2	0	718	99.9	

Invalid responses include no response.

19B) Within the last 12 months, did you experience any of the following in an intimate (coupled/partnered) relationship? A partner often insisted on knowing who I was with and where I was or tried to limit my contact with family or friends.

	Male		Female		Unknown		Total		Pct.
	Freq.	Pct.	Freq.	Pct.	Freq.	Pct.	Freq.	Pct.	
1 No	146	97	512	94	2	100	677	94.3	
2 Yes	5	3	35	6	0	0	41	5.7	
Valid responses =	151	21	547	76	2	0	718	99.9	

Invalid responses include no response.

19C) Within the last 12 months, did you experience any of the following in an intimate (coupled/partnered) relationship? A partner pushed, grabbed, shoved, slapped, kicked, bit, choked, or hit me without my consent.

	Male		Female		Unknown		Total		Pct.
	Freq.	Pct.	Freq.	Pct.	Freq.	Pct.	Freq.	Pct.	
1 No	150	99	543	99	2	100	712	99.2	
2 Yes	1	1	4	1	0	0	6	0.8	
Valid responses =	151	21	547	76	2	0	718	99.9	

Invalid responses include no response.

19D) Within the last 12 months, did you experience any of the following in an intimate (coupled/partnered) relationship? A partner forced me into unwanted sexual contact by holding me down or hurting me in some way.

	Male		Female		Unknown		Total		Pct.
	Freq.	Pct.	Freq.	Pct.	Freq.	Pct.	Freq.	Pct.	
1 No	151	100	544	100	2	100	714	99.4	
2 Yes	0	0	3	1	0	0	4	0.6	
Valid responses =	151	21	547	76	2	0	718	99.9	

Invalid responses include no response.

19E) Within the last 12 months, did you experience any of the following in an intimate (coupled/partnered) relationship? A partner pressured me into unwanted sexual contact by threatening me, coercing me, or using alcohol or other drugs.

	Male		Female		Unknown		Total		Pct.
	Freq.	Pct.	Freq.	Pct.	Freq.	Pct.	Freq.	Pct.	
1 No	151	100	534	98	2	100	704	98.1	
2 Yes	0	0	13	2	0	0	14	1.9	
Valid responses =	151	21	547	76	2	0	718	99.9	

Invalid responses include no response.



AMERICAN COLLEGE HEALTH ASSOCIATION

American College Health Association-National College Health Assessment (ACHA-NCHA III)
Institutional Data Report - Spring 2020

UNIVERSITY OF NORTHERN IOWA

American College Health Association
8455 Colesville Road, Suite 740
Silver Spring, MD 20910
(410) 859-1500
www.acha.org

April 7, 2020

FREQUENCY REPORT

Number of Surveys (n) =

719 Web Surveys

20A) Within the last 12 months, did you experience any of the following? Do not include intimate relationships.

I was in a physical fight.

	Male		Female		Unknown		Total Freq.	Pct.
	Freq.	Pct.	Freq.	Pct.	Freq.	Pct.		
1 No	145	97	540	99	2	100	705	98.5
2 Yes	5	3	6	1	0	0	11	1.5
Valid responses =	150	21	546	76	2	0	716	99.6

Invalid responses include no response.

20B) Within the last 12 months, did you experience any of the following? Do not include intimate relationships.

I was physically assaulted (do not include sexual assault).

	Male		Female		Unknown		Total Freq.	Pct.
	Freq.	Pct.	Freq.	Pct.	Freq.	Pct.		
1 No	147	97	536	98	2	100	703	97.9
2 Yes	4	3	11	2	0	0	15	2.1
Valid responses =	151	21	547	76	2	0	718	99.9

Invalid responses include no response.

20C) Within the last 12 months, did you experience any of the following? Do not include intimate relationships.

I was verbally threatened.

	Male		Female		Unknown		Total Freq.	Pct.
	Freq.	Pct.	Freq.	Pct.	Freq.	Pct.		
1 No	133	88	515	94	2	100	663	92.2
2 Yes	18	12	33	6	0	0	56	7.8
Valid responses =	151	21	548	76	2	0	719	100.0

Invalid responses include no response.

20D) Within the last 12 months, did you experience any of the following? Do not include intimate relationships.

I was sexually touched without my consent.

	Male		Female		Unknown		Total Freq.	Pct.
	Freq.	Pct.	Freq.	Pct.	Freq.	Pct.		
1 No	148	99	509	93	2	100	675	94.1
2 Yes	2	1	38	7	0	0	42	5.9
Valid responses =	150	21	547	76	2	0	717	99.7

Invalid responses include no response.

20E) Within the last 12 months, did you experience any of the following? Do not include intimate relationships.

Sexual penetration (vaginal, anal, oral) was attempted on me without my consent.

	Male		Female		Unknown		Total Freq.	Pct.
	Freq.	Pct.	Freq.	Pct.	Freq.	Pct.		
1 No	150	99	536	98	2	100	705	98.1
2 Yes	1	1	12	2	0	0	14	1.9
Valid responses =	151	21	548	76	2	0	719	100.0

Invalid responses include no response.

20F) Within the last 12 months, did you experience any of the following? Do not include intimate relationships.

I was sexually penetrated (vaginal, anal, oral), or made to penetrate someone without my consent.

	Male		Female		Unknown		Total Freq.	Pct.
	Freq.	Pct.	Freq.	Pct.	Freq.	Pct.		
1 No	150	99	537	98	2	100	707	98.3
2 Yes	1	1	11	2	0	0	12	1.7
Valid responses =	151	21	548	76	2	0	719	100.0

Invalid responses include no response.

20G) Within the last 12 months, did you experience any of the following? Do not include intimate relationships.

I was a victim of stalking (for example: waiting for me outside my classroom, residence, or office; or repeated emails/phone calls).

	Male		Female		Unknown		Total Freq.	Pct.
	Freq.	Pct.	Freq.	Pct.	Freq.	Pct.		
1 No	148	99	528	97	2	100	695	96.9
2 Yes	2	1	19	4	0	0	22	3.1
Valid responses =	150	21	547	76	2	0	717	99.7

Invalid responses include no response.

21A) How safe do you feel: On my campus (daytime)?

	Male		Female		Unknown		Total Freq.	Pct.
	Freq.	Pct.	Freq.	Pct.	Freq.	Pct.		
1 Not safe at all	2	1	0	0	0	0	2	0.3
2 Somewhat unsafe	1	1	4	1	0	0	5	0.7
3 Somewhat safe	13	9	68	12	0	0	89	12.4
4 Very safe	134	89	475	87	2	100	621	86.6
Valid responses =	150	21	547	76	2	0	717	99.7

Invalid responses include no response.



AMERICAN COLLEGE HEALTH ASSOCIATION

American College Health Association-National College Health Assessment (ACHA-NCHA III)

Institutional Data Report - Spring 2020

UNIVERSITY OF NORTHERN IOWA

American College Health Association
8455 Colesville Road, Suite 740
Silver Spring, MD 20910
(410) 859-1500

April 7, 2020
FREQUENCY REPORT
Number of Surveys (n) =

719 Web Surveys

www.acha.org

21B) How safe do you feel: On my campus (nighttime)?

	Male		Female		Unknown		Total	Pct.
	Freq.	Pct.	Freq.	Pct.	Freq.	Pct.		
1 Not safe at all	2	1	8	2	0	0	14	2.0
2 Somewhat unsafe	11	7	122	22	0	0	139	19.4
3 Somewhat safe	68	45	336	62	1	50	410	57.3
4 Very safe	69	46	79	15	1	50	152	21.3
Valid responses =	150	21	545	76	2	0	715	99.4

Invalid responses include no response.

21C) How safe do you feel: In the community surrounding my campus (daytime)?

	Male		Female		Unknown		Total	Pct.
	Freq.	Pct.	Freq.	Pct.	Freq.	Pct.		
1 Not safe at all	1	1	0	0	0	0	1	0.1
2 Somewhat unsafe	5	3	16	3	0	0	21	2.9
3 Somewhat safe	36	24	206	38	1	50	256	35.8
4 Very safe	107	72	324	59	1	50	437	61.1
Valid responses =	149	21	546	76	2	0	715	99.4

Invalid responses include no response.

21D) How safe do you feel: In the community surrounding my campus (nighttime)?

	Male		Female		Unknown		Total	Pct.
	Freq.	Pct.	Freq.	Pct.	Freq.	Pct.		
1 Not safe at all	5	3	23	4	0	0	33	4.6
2 Somewhat unsafe	20	13	191	35	0	0	218	30.4
3 Somewhat safe	83	55	279	51	1	50	367	51.3
4 Very safe	42	28	53	10	1	50	98	13.7
Valid responses =	150	21	546	76	2	0	716	99.6

Invalid responses include no response.

22A1) In your life, which of the following substances have you ever used?

For prescription medications, please report nonmedical use only. "Nonmedical use" means taking prescription drugs just for the feeling or experience they cause, or taking them more often or at higher doses than prescribed.

Tobacco or nicotine delivery products (cigarettes, e-cigarettes, Juul or other vape products, water pipe or hookah, chewing tobacco, cigars, etc.)

	Male		Female		Unknown		Total	Pct.
	Freq.	Pct.	Freq.	Pct.	Freq.	Pct.		
0 No	90	60	364	66	1	50	466	64.8
3 Yes	61	40	184	34	1	50	253	35.2
Valid responses =	151	21	548	76	2	0	719	100.0

Invalid responses include no response.

22A2) In your life, which of the following substances have you ever used?

For prescription medications, please report nonmedical use only. "Nonmedical use" means taking prescription drugs just for the feeling or experience they cause, or taking them more often or at higher doses than prescribed.

Alcoholic beverages (beer, wine, liquor, etc.)

	Male		Female		Unknown		Total	Pct.
	Freq.	Pct.	Freq.	Pct.	Freq.	Pct.		
0 No	32	21	63	12	0	0	100	13.9
3 Yes	119	79	485	89	2	100	619	86.1
Valid responses =	151	21	548	76	2	0	719	100.0

Invalid responses include no response.

22A3) In your life, which of the following substances have you ever used?

For prescription medications, please report nonmedical use only. "Nonmedical use" means taking prescription drugs just for the feeling or experience they cause, or taking them more often or at higher doses than prescribed.

Cannabis (marijuana, weed, hash, edibles, vaped cannabis, etc.) [Please report nonmedical use only.]

	Male		Female		Unknown		Total	Pct.
	Freq.	Pct.	Freq.	Pct.	Freq.	Pct.		
0 No	102	68	363	66	2	100	479	66.7
3 Yes	49	33	184	34	0	0	239	33.3
Valid responses =	151	21	547	76	2	0	718	99.9

Invalid responses include no response.



AMERICAN COLLEGE HEALTH ASSOCIATION

American College Health Association-National College Health Assessment (ACHA-NCHA III)

Institutional Data Report - Spring 2020

UNIVERSITY OF NORTHERN IOWA

American College Health Association
8455 Colesville Road, Suite 740
Silver Spring, MD 20910
(410) 859-1500

April 7, 2020
FREQUENCY REPORT
Number of Surveys (n) =

719 Web Surveys

www.acha.org

22A4) In your life, which of the following substances have you ever used?

For prescription medications, please report nonmedical use only. "Nonmedical use" means taking prescription drugs just for the feeling or experience they cause, or taking them more often or at higher doses than prescribed.

Cocaine (coke, crack, etc.)

	Male		Female		Unknown		Total Freq.	Pct.
	Freq.	Pct.	Freq.	Pct.	Freq.	Pct.		
0 No	143	96	531	97	2	100	693	97.1
3 Yes	6	4	14	3	0	0	21	2.9
Valid responses =	149	21	545	76	2	0	714	99.3

Invalid responses include no response.

22A5) In your life, which of the following substances have you ever used?

For prescription medications, please report nonmedical use only. "Nonmedical use" means taking prescription drugs just for the feeling or experience they cause, or taking them more often or at higher doses than prescribed.

Prescription stimulants (Ritalin, Concerta, Dexedrine, Adderall, diet pills, etc.) [Please report nonmedical use only.]

	Male		Female		Unknown		Total Freq.	Pct.
	Freq.	Pct.	Freq.	Pct.	Freq.	Pct.		
0 No	137	91	508	93	2	100	662	92.2
3 Yes	13	9	40	7	0	0	56	7.8
Valid responses =	150	21	548	76	2	0	718	99.9

Invalid responses include no response.

22A6) In your life, which of the following substances have you ever used?

For prescription medications, please report nonmedical use only. "Nonmedical use" means taking prescription drugs just for the feeling or experience they cause, or taking them more often or at higher doses than prescribed.

Methamphetamine (speed, crystal meth, ice, etc.)

	Male		Female		Unknown		Total Freq.	Pct.
	Freq.	Pct.	Freq.	Pct.	Freq.	Pct.		
0 No	150	99	545	100	2	100	714	99.4
3 Yes	1	1	2	0	0	0	4	0.6
Valid responses =	151	21	547	76	2	0	718	99.9

Invalid responses include no response.

22A7) In your life, which of the following substances have you ever used?

For prescription medications, please report nonmedical use only. "Nonmedical use" means taking prescription drugs just for the feeling or experience they cause, or taking them more often or at higher doses than prescribed.

Inhalants (poppers, nitrous, glue, gas, paint thinner, etc.)

	Male		Female		Unknown		Total Freq.	Pct.
	Freq.	Pct.	Freq.	Pct.	Freq.	Pct.		
0 No	146	97	543	100	2	100	708	98.9
3 Yes	5	3	3	1	0	0	8	1.1
Valid responses =	151	21	546	76	2	0	716	99.6

Invalid responses include no response.

22A8) In your life, which of the following substances have you ever used?

For prescription medications, please report nonmedical use only. "Nonmedical use" means taking prescription drugs just for the feeling or experience they cause, or taking them more often or at higher doses than prescribed.

Sedatives or Sleeping Pills (Valium, Ativan, Xanax, Klonopin, Librium, Rohypnol, GHB, etc.) [Please report nonmedical use only.]

	Male		Female		Unknown		Total Freq.	Pct.
	Freq.	Pct.	Freq.	Pct.	Freq.	Pct.		
0 No	141	93	524	96	2	100	683	95.0
3 Yes	10	7	24	4	0	0	36	5.0
Valid responses =	151	21	548	76	2	0	719	100.0

Invalid responses include no response.

22A9) In your life, which of the following substances have you ever used?

For prescription medications, please report nonmedical use only. "Nonmedical use" means taking prescription drugs just for the feeling or experience they cause, or taking them more often or at higher doses than prescribed.

Hallucinogens (Ecstasy, MDMA, Molly, LSD, acid, mushrooms, PCP, Special K, etc.)

	Male		Female		Unknown		Total Freq.	Pct.
	Freq.	Pct.	Freq.	Pct.	Freq.	Pct.		
0 No	140	93	529	97	2	100	686	95.4
3 Yes	11	7	19	4	0	0	33	4.6
Valid responses =	151	21	548	76	2	0	719	100.0

Invalid responses include no response.



AMERICAN COLLEGE HEALTH ASSOCIATION

American College Health Association-National College Health Assessment (ACHA-NCHA III)

Institutional Data Report - Spring 2020

UNIVERSITY OF NORTHERN IOWA

American College Health Association
8455 Colesville Road, Suite 740
Silver Spring, MD 20910
(410) 859-1500

April 7, 2020
FREQUENCY REPORT
Number of Surveys (n) =

719 Web Surveys

www.acha.org

22A10) In your life, which of the following substances have you ever used?

For prescription medications, please report nonmedical use only. "Nonmedical use" means taking prescription drugs just for the feeling or experience they cause, or taking them more often or at higher doses than prescribed.

Heroin

	Male		Female		Unknown		Total	
	Freq.	Pct.	Freq.	Pct.	Freq.	Pct.	Freq.	Pct.
0 No	149	100	513	100	2	100	679	99.6
3 Yes	0	0	2	0	0	0	3	0.4
Valid responses =	149	22	515	76	2	0	682	94.9

Invalid responses include no response.

22A11) In your life, which of the following substances have you ever used?

For prescription medications, please report nonmedical use only. "Nonmedical use" means taking prescription drugs just for the feeling or experience they cause, or taking them more often or at higher doses than prescribed.

Prescription opioids (morphine, codeine, fentanyl, oxycodone [OxyContin, Percocet], hydrocodone [Vicodin], methadone, buprenorphine [Suboxone], etc.)

[Please report nonmedical use only.]

	Male		Female		Unknown		Total	
	Freq.	Pct.	Freq.	Pct.	Freq.	Pct.	Freq.	Pct.
0 No	142	94	529	97	2	100	688	95.8
3 Yes	9	6	18	3	0	0	30	4.2
Valid responses =	151	21	547	76	2	0	718	99.9

Invalid responses include no response.

22A12) In your life, which of the following substances have you ever used?

For prescription medications, please report nonmedical use only. "Nonmedical use" means taking prescription drugs just for the feeling or experience they cause, or taking them more often or at higher doses than prescribed.

Other

	Male		Female		Unknown		Total	
	Freq.	Pct.	Freq.	Pct.	Freq.	Pct.	Freq.	Pct.
0 No	120	99	413	99	2	100	546	99.3
3 Yes	1	1	3	1	0	0	4	0.7
Valid responses =	121	22	416	76	2	0	550	76.5

Invalid responses include no response.

22B1) In the past 3 months, how often have you used the substance(s) you mentioned? (only includes students who have ever used this substance)

Tobacco or nicotine delivery products (cigarettes, e-cigarettes, Juul or other vape products, water pipe or hookah, chewing tobacco, cigars, etc.)

	Male		Female		Unknown		Total	
	Freq.	Pct.	Freq.	Pct.	Freq.	Pct.	Freq.	Pct.
0 Never	16	26	95	52	0	0	113	44.7
2 Once or twice	19	31	54	29	0	0	74	29.2
3 Monthly	4	7	10	5	0	0	15	5.9
4 Weekly	10	16	11	6	0	0	22	8.7
6 Daily or almost daily	12	20	14	8	1	100	29	11.5
Valid responses =	61	24	184	73	1	0	253	35.2

Invalid responses include no response.

22B2) In the past 3 months, how often have you used the substance(s) you mentioned? (only includes students who have ever used this substance)

Alcoholic beverages (beer, wine, liquor, etc.)

	Male		Female		Unknown		Total	
	Freq.	Pct.	Freq.	Pct.	Freq.	Pct.	Freq.	Pct.
0 Never	5	4	22	5	0	0	28	4.5
2 Once or twice	24	20	125	26	1	50	154	25.0
3 Monthly	29	24	169	35	1	50	205	33.2
4 Weekly	55	46	155	32	0	0	211	34.2
6 Daily or almost daily	6	5	12	3	0	0	19	3.1
Valid responses =	119	19	483	78	2	0	617	85.8

Invalid responses include no response.

22B3) In the past 3 months, how often have you used the substance(s) you mentioned? (only includes students who have ever used this substance)

Cannabis (marijuana, weed, hash, edibles, vaped cannabis, etc.) [Please report nonmedical use only.]

	Male		Female		Unknown		Total	
	Freq.	Pct.	Freq.	Pct.	Freq.	Pct.	Freq.	Pct.
0 Never	24	49	87	47	0	0	114	47.7
2 Once or twice	10	20	53	29	0	0	64	26.8
3 Monthly	10	20	18	10	0	0	28	11.7
4 Weekly	0	0	14	8	0	0	14	5.9
6 Daily or almost daily	5	10	12	7	0	0	19	7.9
Valid responses =	49	21	184	77	0	0	239	33.2

Invalid responses include no response.



AMERICAN COLLEGE HEALTH ASSOCIATION

American College Health Association-National College Health Assessment (ACHA-NCHA III)

Institutional Data Report - Spring 2020

UNIVERSITY OF NORTHERN IOWA

American College Health Association
8455 Coesville Road, Suite 740
Silver Spring, MD 20910
(410) 859-1500

April 7, 2020
FREQUENCY REPORT
Number of Surveys (n) =

719 Web Surveys

www.acha.org

22B4) In the past 3 months, how often have you used the substance(s) you mentioned? (only includes students who have ever used this substance)
Cocaine (coke, crack, etc.)

	Male		Female		Unknown		Total		
	Freq.	Pct.	Freq.	Pct.	Freq.	Pct.	Freq.	Pct.	
0 Never	5	83	11	79	0	0	16	76.2	
2 Once or twice	1	17	3	21	0	0	4	19.0	
3 Monthly	0	0	0	0	0	0	1	4.8	
4 Weekly	0	0	0	0	0	0	0	0.0	
6 Daily or almost daily	0	0	0	0	0	0	0	0.0	
Valid responses =	6	29	14	67	0	0	21	2.9	

Invalid responses include no response.

22B5) In the past 3 months, how often have you used the substance(s) you mentioned? (only includes students who have ever used this substance)
Prescription stimulants (Ritalin, Concerta, Dexedrine, Adderall, diet pills, etc.) [Please report nonmedical use only.]

	Male		Female		Unknown		Total		
	Freq.	Pct.	Freq.	Pct.	Freq.	Pct.	Freq.	Pct.	
0 Never	10	77	27	68	0	0	38	67.9	
2 Once or twice	1	8	12	30	0	0	13	23.2	
3 Monthly	1	8	0	0	0	0	1	1.8	
4 Weekly	0	0	1	3	0	0	3	5.4	
6 Daily or almost daily	1	8	0	0	0	0	1	1.8	
Valid responses =	13	23	40	71	0	0	56	7.8	

Invalid responses include no response.

22B6) In the past 3 months, how often have you used the substance(s) you mentioned? (only includes students who have ever used this substance)
Methamphetamine (speed, crystal meth, ice, etc.)

	Male		Female		Unknown		Total		
	Freq.	Pct.	Freq.	Pct.	Freq.	Pct.	Freq.	Pct.	
0 Never	1	100	2	100	0	0	4	100.0	
2 Once or twice	0	0	0	0	0	0	0	0.0	
3 Monthly	0	0	0	0	0	0	0	0.0	
4 Weekly	0	0	0	0	0	0	0	0.0	
6 Daily or almost daily	0	0	0	0	0	0	0	0.0	
Valid responses =	1	25	2	50	0	0	4	0.6	

Invalid responses include no response.

22B7) In the past 3 months, how often have you used the substance(s) you mentioned? (only includes students who have ever used this substance)
Inhalants (poppers, nitrous, glue, gas, paint thinner, etc.)

	Male		Female		Unknown		Total		
	Freq.	Pct.	Freq.	Pct.	Freq.	Pct.	Freq.	Pct.	
0 Never	3	60	3	100	0	0	6	75.0	
2 Once or twice	2	40	0	0	0	0	2	25.0	
3 Monthly	0	0	0	0	0	0	0	0.0	
4 Weekly	0	0	0	0	0	0	0	0.0	
6 Daily or almost daily	0	0	0	0	0	0	0	0.0	
Valid responses =	5	63	3	38	0	0	8	1.1	

Invalid responses include no response.

22B8) In the past 3 months, how often have you used the substance(s) you mentioned? (only includes students who have ever used this substance)
Sedatives or Sleeping Pills (Valium, Ativan, Xanax, Klonopin, Librium, Rohypnol, GHB, etc.) [Please report nonmedical use only.]

	Male		Female		Unknown		Total		
	Freq.	Pct.	Freq.	Pct.	Freq.	Pct.	Freq.	Pct.	
0 Never	9	90	10	42	0	0	19	52.8	
2 Once or twice	1	10	10	42	0	0	12	33.3	
3 Monthly	0	0	1	4	0	0	1	2.8	
4 Weekly	0	0	1	4	0	0	2	5.6	
6 Daily or almost daily	0	0	2	8	0	0	2	5.6	
Valid responses =	10	28	24	67	0	0	36	5.0	

Invalid responses include no response.

22B9) In the past 3 months, how often have you used the substance(s) you mentioned? (only includes students who have ever used this substance)
Hallucinogens (Ecstasy, MDMA, Molly, LSD, acid, mushrooms, PCP, Special K, etc.)

	Male		Female		Unknown		Total		
	Freq.	Pct.	Freq.	Pct.	Freq.	Pct.	Freq.	Pct.	
0 Never	6	55	17	90	0	0	24	72.7	
2 Once or twice	5	46	1	5	0	0	7	21.2	
3 Monthly	0	0	1	5	0	0	2	6.1	
4 Weekly	0	0	0	0	0	0	0	0.0	
6 Daily or almost daily	0	0	0	0	0	0	0	0.0	
Valid responses =	11	33	19	58	0	0	33	4.6	

Invalid responses include no response.



AMERICAN COLLEGE HEALTH ASSOCIATION

American College Health Association-National College Health Assessment (ACHA-NCHA III)

Institutional Data Report - Spring 2020

UNIVERSITY OF NORTHERN IOWA

American College Health Association
8455 Colesville Road, Suite 740
Silver Spring, MD 20910
(410) 859-1500

April 7, 2020
FREQUENCY REPORT
Number of Surveys (n) =

719 Web Surveys

www.acha.org

22B10) In the past 3 months, how often have you used the substance(s) you mentioned? (only includes students who have ever used this substance)

Heroin

	Male		Female		Unknown		Total	
	Freq.	Pct.	Freq.	Pct.	Freq.	Pct.	Freq.	Pct.
0 Never	0	0	2	100	0	0	2	66.7
2 Once or twice	0	0	0	0	0	0	0	0.0
3 Monthly	0	0	0	0	0	0	0	0.0
4 Weekly	0	0	0	0	0	0	0	0.0
6 Daily or almost daily	0	0	0	0	0	0	1	33.3
Valid responses =	0	0	2	67	0	0	3	0.4

Invalid responses include no response.

22B11) In the past 3 months, how often have you used the substance(s) you mentioned? (only includes students who have ever used this substance)

Prescription opioids (morphine, codeine, fentanyl, oxycodone [OxyContin, Percocet], hydrocodone [Vicodin], methadone, buprenorphine [Suboxone], etc.)

[Please report nonmedical use only.]

	Male		Female		Unknown		Total	
	Freq.	Pct.	Freq.	Pct.	Freq.	Pct.	Freq.	Pct.
0 Never	8	89	17	94	0	0	26	86.7
2 Once or twice	1	11	1	6	0	0	3	10.0
3 Monthly	0	0	0	0	0	0	0	0.0
4 Weekly	0	0	0	0	0	0	0	0.0
6 Daily or almost daily	0	0	0	0	0	0	1	3.3
Valid responses =	9	30	18	60	0	0	30	4.2

Invalid responses include no response.

22B12) In the past 3 months, how often have you used the substance(s) you mentioned? (only includes students who have ever used this substance)

Other

	Male		Female		Unknown		Total	
	Freq.	Pct.	Freq.	Pct.	Freq.	Pct.	Freq.	Pct.
0 Never	1	100	3	100	0	0	4	100.0
2 Once or twice	0	0	0	0	0	0	0	0.0
3 Monthly	0	0	0	0	0	0	0	0.0
4 Weekly	0	0	0	0	0	0	0	0.0
6 Daily or almost daily	0	0	0	0	0	0	0	0.0
Valid responses =	1	25	3	75	0	0	4	0.6

Invalid responses include no response.

22E) Regarding your use of prescription stimulants (Ritalin, Concerta, Dexedrine, Adderall, diet pills, etc.) in the past 3 months, was it prescribed for you?

(only includes students who have used this substance within the last 3 months)

	Male		Female		Unknown		Total	
	Freq.	Pct.	Freq.	Pct.	Freq.	Pct.	Freq.	Pct.
0 No	1	33	13	100	0	0	16	88.9
1 Yes	2	67	0	0	0	0	2	11.1
99 Don't know	0	0	0	0	0	0	0	0.0
Valid responses =	3	17	13	72	0	0	18	2.5

Invalid responses include no response.



AMERICAN COLLEGE HEALTH ASSOCIATION

American College Health Association-National College Health Assessment (ACHA-NCHA III)

Institutional Data Report - Spring 2020

UNIVERSITY OF NORTHERN IOWA

American College Health Association
8455 Colesville Road, Suite 740
Silver Spring, MD 20910
(410) 859-1500

April 7, 2020
FREQUENCY REPORT
Number of Surveys (n) =

719 Web Surveys

www.acha.org

22F1) Regarding your use of prescription stimulants (Ritalin, Concerta, Dexedrine, Adderall, diet pills, etc.) in the past 3 months: (only includes students who were prescribed this substance)

Do you ever use MORE of your stimulant medication, that is, take a higher dosage, than is prescribed for you?

	Male		Female		Unknown		Total Freq.	Pct.
	Freq.	Pct.	Freq.	Pct.	Freq.	Pct.		
0 No	1	50	0	0	0	0	1	50.0
1 Yes	1	50	0	0	0	0	1	50.0
99 Don't know	0	0	0	0	0	0	0	0.0
Valid responses =	2	100	0	0	0	0	2	0.3

Invalid responses include no response.

22F2) Regarding your use of prescription stimulants (Ritalin, Concerta, Dexedrine, Adderall, diet pills, etc.) in the past 3 months: (only includes students who were prescribed this substance)

Do you ever use your stimulant medication MORE OFTEN, that is, shorten the time between dosages, than is prescribed for you?

	Male		Female		Unknown		Total Freq.	Pct.
	Freq.	Pct.	Freq.	Pct.	Freq.	Pct.		
0 No	2	100	0	0	0	0	2	100.0
1 Yes	0	0	0	0	0	0	0	0.0
99 Don't know	0	0	0	0	0	0	0	0.0
Valid responses =	2	100	0	0	0	0	2	0.3

Invalid responses include no response.

22G) Regarding your use of prescription sedatives or sleeping pills (Valium, Ativan, Xanax, Klonopin, Librium, Rohypnol, GHB, etc.) in the past 3 months, was it prescribed for you? (only includes students who have used this substance within the last 3 months)

	Male		Female		Unknown		Total Freq.	Pct.
	Freq.	Pct.	Freq.	Pct.	Freq.	Pct.		
0 No	1	100	9	64	0	0	10	58.8
1 Yes	0	0	4	29	0	0	5	29.4
99 Don't know	0	0	1	7	0	0	2	11.8
Valid responses =	1	6	14	82	0	0	17	2.4

Invalid responses include no response.

22H1) Regarding your use of prescription sedatives or sleeping pills (Valium, Ativan, Xanax, Klonopin, Librium, Rohypnol, GHB, etc.) in the past 3 months: (only includes students who were prescribed this substance)

Do you ever use MORE of your sedatives or sleeping pills, that is, take a higher dosage, than is prescribed for you?

	Male		Female		Unknown		Total Freq.	Pct.
	Freq.	Pct.	Freq.	Pct.	Freq.	Pct.		
0 No	0	0	4	100	0	0	4	80.0
1 Yes	0	0	0	0	0	0	1	20.0
99 Don't know	0	0	0	0	0	0	0	0.0
Valid responses =	0	0	4	80	0	0	5	0.7

Invalid responses include no response.

22H2) Regarding your use of prescription sedatives or sleeping pills (Valium, Ativan, Xanax, Klonopin, Librium, Rohypnol, GHB, etc.) in the past 3 months: (only includes students who were prescribed this substance)

Do you ever use your sedatives or sleeping pills MORE OFTEN, that is, shorten the time between dosages, than is prescribed for you?

	Male		Female		Unknown		Total Freq.	Pct.
	Freq.	Pct.	Freq.	Pct.	Freq.	Pct.		
0 No	0	0	4	100	0	0	5	100.0
1 Yes	0	0	0	0	0	0	0	0.0
99 Don't know	0	0	0	0	0	0	0	0.0
Valid responses =	0	0	4	80	0	0	5	0.7

Invalid responses include no response.

22I) Regarding your use of prescription opioids (morphine, codeine, fentanyl, oxycodone [OxyContin, Percocet], hydrocodone [Vicodin], methadone, buprenorphine [Suboxone], etc.) in the past 3 months, was it prescribed for you? (only includes students who have used this substance within the last 3 months)

	Male		Female		Unknown		Total Freq.	Pct.
	Freq.	Pct.	Freq.	Pct.	Freq.	Pct.		
0 No	1	100	0	0	0	0	2	50.0
1 Yes	0	0	1	100	0	0	2	50.0
99 Don't know	0	0	0	0	0	0	0	0.0
Valid responses =	1	25	1	25	0	0	4	0.6

Invalid responses include no response.

22J1) Regarding your use of prescription opioids (morphine, codeine, fentanyl, oxycodone [OxyContin, Percocet], hydrocodone [Vicodin], methadone, buprenorphine [Suboxone], etc.) in the past 3 months: (only includes students who were prescribed this substance)

Do you ever use MORE of your opioid medication, that is, take a higher dosage, than is prescribed for you?

	Male		Female		Unknown		Total Freq.	Pct.
	Freq.	Pct.	Freq.	Pct.	Freq.	Pct.		
0 No	0	0	1	100	0	0	1	50.0
1 Yes	0	0	0	0	0	0	1	50.0
99 Don't know	0	0	0	0	0	0	0	0.0
Valid responses =	0	0	1	50	0	0	2	0.3

Invalid responses include no response.



AMERICAN COLLEGE HEALTH ASSOCIATION

American College Health Association-National College Health Assessment (ACHA-NCHA III)

Institutional Data Report - Spring 2020

UNIVERSITY OF NORTHERN IOWA

American College Health Association
8455 Colesville Road, Suite 740
Silver Spring, MD 20910
(410) 859-1500
www.acha.org

April 7, 2020
FREQUENCY REPORT
Number of Surveys (n) = 719 Web Surveys

22J2) Regarding your use of prescription opioids (morphine, codeine, fentanyl, oxycodone [OxyContin, Percocet], hydrocodone [Vicodin], methadone, buprenorphine [Suboxone], etc.) in the past 3 months: (only includes students who were prescribed this substance)
Do you ever use your opioid medication MORE OFTEN, that is, shorten the time between dosages, than is prescribed for you?

	Male		Female		Unknown		Total	
	Freq.	Pct.	Freq.	Pct.	Freq.	Pct.	Freq.	Pct.
0 No	0	0	1	100	0	0	2	100.0
1 Yes	0	0	0	0	0	0	0	0.0
99 Don't know	0	0	0	0	0	0	0	0.0
Valid responses =	0	0	1	50	0	0	2	0.3

Invalid responses include no response.

22K1) During the past 3 months, how often have you had a strong desire or urge to use the following substance(s)?
(only includes students who have used this substance within the last 3 months)

Tobacco or nicotine delivery products (cigarettes, e-cigarettes, Juul or other vape products, water pipe or hookah, chewing tobacco, cigars, etc.)

	Male		Female		Unknown		Total	
	Freq.	Pct.	Freq.	Pct.	Freq.	Pct.	Freq.	Pct.
0 Never	19	42	43	52	0	0	63	47.7
3 Once or twice	8	18	17	21	0	0	25	18.9
4 Monthly	1	2	4	5	0	0	5	3.8
5 Weekly	4	9	4	5	0	0	9	6.8
6 Daily or almost daily	13	29	14	17	1	100	30	22.7
Valid responses =	45	34	82	62	1	1	132	18.4

Invalid responses include no response.

22K2) During the past 3 months, how often have you had a strong desire or urge to use the following substance(s)?
(only includes students who have used this substance within the last 3 months)

Alcoholic beverages (beer, wine, liquor, etc.)

	Male		Female		Unknown		Total	
	Freq.	Pct.	Freq.	Pct.	Freq.	Pct.	Freq.	Pct.
0 Never	53	47	205	46	2	100	263	46.1
3 Once or twice	24	21	125	28	0	0	155	27.1
4 Monthly	11	10	48	11	0	0	59	10.3
5 Weekly	20	18	59	13	0	0	80	14.0
6 Daily or almost daily	5	4	8	2	0	0	14	2.5
Valid responses =	113	20	445	78	2	0	571	79.4

Invalid responses include no response.

22K3) During the past 3 months, how often have you had a strong desire or urge to use the following substance(s)?
(only includes students who have used this substance within the last 3 months)

Cannabis (marijuana, weed, hash, edibles, vaped cannabis, etc.) [Please report nonmedical use only.]

	Male		Female		Unknown		Total	
	Freq.	Pct.	Freq.	Pct.	Freq.	Pct.	Freq.	Pct.
0 Never	11	44	49	55	0	0	60	51.7
3 Once or twice	6	24	22	25	0	0	29	25.0
4 Monthly	4	16	7	8	0	0	11	9.5
5 Weekly	1	4	3	3	0	0	4	3.4
6 Daily or almost daily	3	12	8	9	0	0	12	10.3
Valid responses =	25	22	89	77	0	0	116	16.1

Invalid responses include no response.

22K4) During the past 3 months, how often have you had a strong desire or urge to use the following substance(s)?
(only includes students who have used this substance within the last 3 months)

Cocaine (coke, crack, etc.)

	Male		Female		Unknown		Total	
	Freq.	Pct.	Freq.	Pct.	Freq.	Pct.	Freq.	Pct.
0 Never	1	100	3	100	0	0	5	100.0
3 Once or twice	0	0	0	0	0	0	0	0.0
4 Monthly	0	0	0	0	0	0	0	0.0
5 Weekly	0	0	0	0	0	0	0	0.0
6 Daily or almost daily	0	0	0	0	0	0	0	0.0
Valid responses =	1	20	3	60	0	0	5	0.7

Invalid responses include no response.

22K5) During the past 3 months, how often have you had a strong desire or urge to use the following substance(s)?
(only includes students who have used this substance within the last 3 months)

Prescription stimulants (Ritalin, Concerta, Dexedrine, Adderall, diet pills, etc.) [Please report nonmedical use only.]

	Male		Female		Unknown		Total	
	Freq.	Pct.	Freq.	Pct.	Freq.	Pct.	Freq.	Pct.
0 Never	1	33	9	69	0	0	10	55.6
3 Once or twice	2	67	3	23	0	0	6	33.3
4 Monthly	0	0	0	0	0	0	0	0.0
5 Weekly	0	0	1	8	0	0	1	5.6
6 Daily or almost daily	0	0	0	0	0	0	1	5.6
Valid responses =	3	17	13	72	0	0	18	2.5

Invalid responses include no response.



AMERICAN COLLEGE HEALTH ASSOCIATION

American College Health Association-National College Health Assessment (ACHA-NCHA III)

Institutional Data Report - Spring 2020

UNIVERSITY OF NORTHERN IOWA

American College Health Association
8455 Colesville Road, Suite 740
Silver Spring, MD 20910
(410) 859-1500
www.acha.org

April 7, 2020

FREQUENCY REPORT

Number of Surveys (n) =

719 Web Surveys

22K6) During the past 3 months, how often have you had a strong desire or urge to use the following substance(s)?

(only includes students who have used this substance within the last 3 months)

Methamphetamine (speed, crystal meth, ice, etc.)


	Male		Female		Unknown		Total Freq.	Pct.
	Freq.	Pct.	Freq.	Pct.	Freq.	Pct.		
0 Never	0	0	0	0	0	0	0	0.0
3 Once or twice	0	0	0	0	0	0	0	0.0
4 Monthly	0	0	0	0	0	0	0	0.0
5 Weekly	0	0	0	0	0	0	0	0.0
6 Daily or almost daily	0	0	0	0	0	0	0	0.0
Valid responses =	0	0	0	0	0	0	0	0.0

Invalid responses include no response.

22K7) During the past 3 months, how often have you had a strong desire or urge to use the following substance(s)?

(only includes students who have used this substance within the last 3 months)

Inhalants (poppers, nitrous, glue, gas, paint thinner, etc.)





	Male		Female		Unknown		Total Freq.	Pct.
	Freq.	Pct.	Freq.	Pct.	Freq.	Pct.		
0 Never	2	100	0	0	0	0	2	100.0 
3 Once or twice	0	0	0	0	0	0	0	0.0
4 Monthly	0	0	0	0	0	0	0	0.0
5 Weekly	0	0	0	0	0	0	0	0.0
6 Daily or almost daily	0	0	0	0	0	0	0	0.0
Valid responses =	2	100	0	0	0	0	2	0.3

Invalid responses include no response.

22K8) During the past 3 months, how often have you had a strong desire or urge to use the following substance(s)?

(only includes students who have used this substance within the last 3 months)

Sedatives or Sleeping Pills (Valium, Ativan, Xanax, Klonopin, Librium, Rohypnol, GHB, etc.) [Please report nonmedical use only.]




	Male		Female		Unknown		Total Freq.	Pct.
	Freq.	Pct.	Freq.	Pct.	Freq.	Pct.		
0 Never	0	0	6	43	0	0	6	35.3 
3 Once or twice	1	100	6	43	0	0	8	47.1 
4 Monthly	0	0	0	0	0	0	0	0.0
5 Weekly	0	0	0	0	0	0	1	5.9 
6 Daily or almost daily	0	0	2	14	0	0	2	11.8 
Valid responses =	1	6	14	82	0	0	17	2.4

Invalid responses include no response.

22K9) During the past 3 months, how often have you had a strong desire or urge to use the following substance(s)?

(only includes students who have used this substance within the last 3 months)

Hallucinogens (Ecstasy, MDMA, Molly, LSD, acid, mushrooms, PCP, Special K, etc.)


	Male		Female		Unknown		Total Freq.	Pct.
	Freq.	Pct.	Freq.	Pct.	Freq.	Pct.		
0 Never	4	80	1	50	0	0	6	66.7 
3 Once or twice	1	20	0	0	0	0	1	11.1 
4 Monthly	0	0	1	50	0	0	2	22.2 
5 Weekly	0	0	0	0	0	0	0	0.0
6 Daily or almost daily	0	0	0	0	0	0	0	0.0
Valid responses =	5	56	2	22	0	0	9	1.3

Invalid responses include no response.

22K10) During the past 3 months, how often have you had a strong desire or urge to use the following substance(s)?

(only includes students who have used this substance within the last 3 months)

Heroin

	Male		Female		Unknown		Total Freq.	Pct.
	Freq.	Pct.	Freq.	Pct.	Freq.	Pct.		
0 Never	0	0	0	0	0	0	0	0.0
3 Once or twice	0	0	0	0	0	0	0	0.0
4 Monthly	0	0	0	0	0	0	0	0.0
5 Weekly	0	0	0	0	0	0	0	0.0
6 Daily or almost daily	0	0	0	0	0	0	1	100.0 
Valid responses =	0	0	0	0	0	0	1	0.1

Invalid responses include no response.



AMERICAN COLLEGE HEALTH ASSOCIATION

American College Health Association-National College Health Assessment (ACHA-NCHA III)

Institutional Data Report - Spring 2020

UNIVERSITY OF NORTHERN IOWA

American College Health Association
8455 Colesville Road, Suite 740
Silver Spring, MD 20910
(410) 859-1500

April 7, 2020
FREQUENCY REPORT
Number of Surveys (n) =

719 Web Surveys

www.acha.org

22K11) During the past 3 months, how often have you had a strong desire or urge to use the following substance(s)?

(only includes students who have used this substance within the last 3 months)

Prescription opioids (morphine, codeine, fentanyl, oxycodone [OxyContin, Percocet], hydrocodone [Vicodin], methadone, buprenorphine [Suboxone], etc.)

[Please report nonmedical use only.]

	Male		Female		Unknown		Total	
	Freq.	Pct.	Freq.	Pct.	Freq.	Pct.	Freq.	Pct.
0 Never	0	0	0	0	0	0	0	0.0
3 Once or twice	1	100	1	100	0	0	3	75.0
4 Monthly	0	0	0	0	0	0	0	0.0
5 Weekly	0	0	0	0	0	0	1	25.0
6 Daily or almost daily	0	0	0	0	0	0	0	0.0
Valid responses =	1	25	1	25	0	0	4	0.6

Invalid responses include no response.

22K12) During the past 3 months, how often have you had a strong desire or urge to use the following substance(s)?

(only includes students who have used this substance within the last 3 months)

Other

	Male		Female		Unknown		Total	
	Freq.	Pct.	Freq.	Pct.	Freq.	Pct.	Freq.	Pct.
0 Never	0	0	0	0	0	0	0	0.0
3 Once or twice	0	0	0	0	0	0	0	0.0
4 Monthly	0	0	0	0	0	0	0	0.0
5 Weekly	0	0	0	0	0	0	0	0.0
6 Daily or almost daily	0	0	0	0	0	0	0	0.0
Valid responses =	0	0	0	0	0	0	0	0.0

Invalid responses include no response.

22L1) During the past 3 months, how often has your use of the following substance(s) led to health, social, legal, or financial problems?

(only includes students who have used this substance within the last 3 months)

Tobacco or nicotine delivery products (cigarettes, e-cigarettes, Juul or other vape products, water pipe or hookah, chewing tobacco, cigars, etc.)

	Male		Female		Unknown		Total	
	Freq.	Pct.	Freq.	Pct.	Freq.	Pct.	Freq.	Pct.
0 Never	40	89	85	96	1	100	130	92.9
4 Once or twice	3	7	3	3	0	0	7	5.0
5 Monthly	1	2	1	1	0	0	2	1.4
6 Weekly	1	2	0	0	0	0	1	0.7
7 Daily or almost daily	0	0	0	0	0	0	0	0.0
Valid responses =	45	32	89	64	1	1	140	19.5

Invalid responses include no response.

22L2) During the past 3 months, how often has your use of the following substance(s) led to health, social, legal, or financial problems?

(only includes students who have used this substance within the last 3 months)

Alcoholic beverages (beer, wine, liquor, etc.)

	Male		Female		Unknown		Total	
	Freq.	Pct.	Freq.	Pct.	Freq.	Pct.	Freq.	Pct.
0 Never	104	91	421	91	2	100	538	91.3
4 Once or twice	9	8	33	7	0	0	42	7.1
5 Monthly	0	0	4	1	0	0	5	0.8
6 Weekly	1	1	3	1	0	0	4	0.7
7 Daily or almost daily	0	0	0	0	0	0	0	0.0
Valid responses =	114	19	461	78	2	0	589	81.9

Invalid responses include no response.

22L3) During the past 3 months, how often has your use of the following substance(s) led to health, social, legal, or financial problems?

(only includes students who have used this substance within the last 3 months)

Cannabis (marijuana, weed, hash, edibles, vaped cannabis, etc.) [Please report nonmedical use only.]

	Male		Female		Unknown		Total	
	Freq.	Pct.	Freq.	Pct.	Freq.	Pct.	Freq.	Pct.
0 Never	22	92	92	96	0	0	117	95.1
4 Once or twice	2	8	3	3	0	0	5	4.1
5 Monthly	0	0	0	0	0	0	0	0.0
6 Weekly	0	0	1	1	0	0	1	0.8
7 Daily or almost daily	0	0	0	0	0	0	0	0.0
Valid responses =	24	20	96	78	0	0	123	17.1

Invalid responses include no response.



AMERICAN COLLEGE HEALTH ASSOCIATION

American College Health Association-National College Health Assessment (ACHA-NCHA III)

Institutional Data Report - Spring 2020

UNIVERSITY OF NORTHERN IOWA

American College Health Association
8455 Colesville Road, Suite 740
Silver Spring, MD 20910
(410) 859-1500

April 7, 2020
FREQUENCY REPORT
Number of Surveys (n) =

719 Web Surveys

www.acha.org

22L4) During the past 3 months, how often has your use of the following substance(s) led to health, social, legal, or financial problems?

(only includes students who have used this substance within the last 3 months)

Cocaine (coke, crack, etc.)

	Male		Female		Unknown		Total	
	Freq.	Pct.	Freq.	Pct.	Freq.	Pct.	Freq.	Pct.
0 Never	1	100	3	100	0	0	5	100.0
4 Once or twice	0	0	0	0	0	0	0	0.0
5 Monthly	0	0	0	0	0	0	0	0.0
6 Weekly	0	0	0	0	0	0	0	0.0
7 Daily or almost daily	0	0	0	0	0	0	0	0.0
Valid responses =	1	20	3	60	0	0	5	0.7

Invalid responses include no response.

22L5) During the past 3 months, how often has your use of the following substance(s) led to health, social, legal, or financial problems?

(only includes students who have used this substance within the last 3 months)

Prescription stimulants (Ritalin, Concerta, Dexedrine, Adderall, diet pills, etc.) [Please report nonmedical use only.]

	Male		Female		Unknown		Total	
	Freq.	Pct.	Freq.	Pct.	Freq.	Pct.	Freq.	Pct.
0 Never	3	100	12	92	0	0	17	94.4
4 Once or twice	0	0	1	8	0	0	1	5.6
5 Monthly	0	0	0	0	0	0	0	0.0
6 Weekly	0	0	0	0	0	0	0	0.0
7 Daily or almost daily	0	0	0	0	0	0	0	0.0
Valid responses =	3	17	13	72	0	0	18	2.5

Invalid responses include no response.

22L6) During the past 3 months, how often has your use of the following substance(s) led to health, social, legal, or financial problems?

(only includes students who have used this substance within the last 3 months)

Methamphetamine (speed, crystal meth, ice, etc.)

	Male		Female		Unknown		Total	
	Freq.	Pct.	Freq.	Pct.	Freq.	Pct.	Freq.	Pct.
0 Never	0	0	0	0	0	0	0	0.0
4 Once or twice	0	0	0	0	0	0	0	0.0
5 Monthly	0	0	0	0	0	0	0	0.0
6 Weekly	0	0	0	0	0	0	0	0.0
7 Daily or almost daily	0	0	0	0	0	0	0	0.0
Valid responses =	0	0	0	0	0	0	0	0.0

Invalid responses include no response.

22L7) During the past 3 months, how often has your use of the following substance(s) led to health, social, legal, or financial problems?

(only includes students who have used this substance within the last 3 months)

Inhalants (poppers, nitrous, glue, gas, paint thinner, etc.)

	Male		Female		Unknown		Total	
	Freq.	Pct.	Freq.	Pct.	Freq.	Pct.	Freq.	Pct.
0 Never	1	100	0	0	0	0	1	100.0
4 Once or twice	0	0	0	0	0	0	0	0.0
5 Monthly	0	0	0	0	0	0	0	0.0
6 Weekly	0	0	0	0	0	0	0	0.0
7 Daily or almost daily	0	0	0	0	0	0	0	0.0
Valid responses =	1	100	0	0	0	0	1	0.1

Invalid responses include no response.

22L8) During the past 3 months, how often has your use of the following substance(s) led to health, social, legal, or financial problems?

(only includes students who have used this substance within the last 3 months)

Sedatives or Sleeping Pills (Valium, Ativan, Xanax, Klonopin, Librium, Rohypnol, GHB, etc.) [Please report nonmedical use only.]

	Male		Female		Unknown		Total	
	Freq.	Pct.	Freq.	Pct.	Freq.	Pct.	Freq.	Pct.
0 Never	1	100	14	100	0	0	17	100.0
4 Once or twice	0	0	0	0	0	0	0	0.0
5 Monthly	0	0	0	0	0	0	0	0.0
6 Weekly	0	0	0	0	0	0	0	0.0
7 Daily or almost daily	0	0	0	0	0	0	0	0.0
Valid responses =	1	6	14	82	0	0	17	2.4

Invalid responses include no response.



AMERICAN COLLEGE HEALTH ASSOCIATION

American College Health Association-National College Health Assessment (ACHA-NCHA III)

Institutional Data Report - Spring 2020

UNIVERSITY OF NORTHERN IOWA

American College Health Association
8455 Colesville Road, Suite 740
Silver Spring, MD 20910
(410) 859-1500
www.acha.org

April 7, 2020

FREQUENCY REPORT

Number of Surveys (n) = 719 Web Surveys

22L9) During the past 3 months, how often has your use of the following substance(s) led to health, social, legal, or financial problems?

(only includes students who have used this substance within the last 3 months)

Hallucinogens (Ecstasy, MDMA, Molly, LSD, acid, mushrooms, PCP, Special K, etc.)

	Male		Female		Unknown		Total	
	Freq.	Pct.	Freq.	Pct.	Freq.	Pct.	Freq.	Pct.
0 Never	5	100	2	100	0	0	9	100.0
4 Once or twice	0	0	0	0	0	0	0	0.0
5 Monthly	0	0	0	0	0	0	0	0.0
6 Weekly	0	0	0	0	0	0	0	0.0
7 Daily or almost daily	0	0	0	0	0	0	0	0.0
Valid responses =	5	56	2	22	0	0	9	1.3

Invalid responses include no response.

22L10) During the past 3 months, how often has your use of the following substance(s) led to health, social, legal, or financial problems?

(only includes students who have used this substance within the last 3 months)

Heroin

	Male		Female		Unknown		Total	
	Freq.	Pct.	Freq.	Pct.	Freq.	Pct.	Freq.	Pct.
0 Never	0	0	0	0	0	0	0	0.0
4 Once or twice	0	0	0	0	0	0	0	0.0
5 Monthly	0	0	0	0	0	0	0	0.0
6 Weekly	0	0	0	0	0	0	0	0.0
7 Daily or almost daily	0	0	0	0	0	0	1	100.0
Valid responses =	0	0	0	0	0	0	1	0.1

Invalid responses include no response.

22L11) During the past 3 months, how often has your use of the following substance(s) led to health, social, legal, or financial problems?

(only includes students who have used this substance within the last 3 months)

Prescription opioids (morphine, codeine, fentanyl, oxycodone [OxyContin, Percocet], hydrocodone [Vicodin], methadone, buprenorphine [Suboxone], etc.)

[Please report nonmedical use only.]

	Male		Female		Unknown		Total	
	Freq.	Pct.	Freq.	Pct.	Freq.	Pct.	Freq.	Pct.
0 Never	1	100	1	100	0	0	4	100.0
4 Once or twice	0	0	0	0	0	0	0	0.0
5 Monthly	0	0	0	0	0	0	0	0.0
6 Weekly	0	0	0	0	0	0	0	0.0
7 Daily or almost daily	0	0	0	0	0	0	0	0.0
Valid responses =	1	25	1	25	0	0	4	0.6

Invalid responses include no response.

22L12) During the past 3 months, how often has your use of the following substance(s) led to health, social, legal, or financial problems?

(only includes students who have used this substance within the last 3 months)

Other

	Male		Female		Unknown		Total	
	Freq.	Pct.	Freq.	Pct.	Freq.	Pct.	Freq.	Pct.
0 Never	0	0	0	0	0	0	0	0.0
4 Once or twice	0	0	0	0	0	0	0	0.0
5 Monthly	0	0	0	0	0	0	0	0.0
6 Weekly	0	0	0	0	0	0	0	0.0
7 Daily or almost daily	0	0	0	0	0	0	0	0.0
Valid responses =	0	0	0	0	0	0	0	0.0

Invalid responses include no response.

22M2) During the past 3 months, how often have you failed to do what was normally expected of you because of your use of the following substance(s)?

(only includes students who have used this substance within the last 3 months)

Alcoholic beverages (beer, wine, liquor, etc.)

	Male		Female		Unknown		Total	
	Freq.	Pct.	Freq.	Pct.	Freq.	Pct.	Freq.	Pct.
0 Never	107	94	424	92	2	100	544	92.4
5 Once or twice	6	5	32	7	0	0	38	6.5
6 Monthly	0	0	0	0	0	0	0	0.0
7 Weekly	1	1	5	1	0	0	7	1.2
8 Daily or almost daily	0	0	0	0	0	0	0	0.0
Valid responses =	114	19	461	78	2	0	589	81.9

Invalid responses include no response.



AMERICAN COLLEGE HEALTH ASSOCIATION

American College Health Association-National College Health Assessment (ACHA-NCHA III)

Institutional Data Report - Spring 2020

UNIVERSITY OF NORTHERN IOWA

American College Health Association
8455 Colesville Road, Suite 740
Silver Spring, MD 20910
(410) 859-1500
www.acha.org

April 7, 2020

FREQUENCY REPORT

Number of Surveys (n) = 719 Web Surveys

22M3) During the past 3 months, how often have you failed to do what was normally expected of you because of your use of the following substance(s)?
(only includes students who have used this substance within the last 3 months)

Cannabis (marijuana, weed, hash, edibles, vaped cannabis, etc.) [Please report nonmedical use only.]

	Male		Female		Unknown		Total	
	Freq.	Pct.	Freq.	Pct.	Freq.	Pct.	Freq.	Pct.
0 Never	20	80	89	92	0	0	111	88.8
5 Once or twice	3	12	5	5	0	0	9	7.2
6 Monthly	0	0	1	1	0	0	1	0.8
7 Weekly	2	8	2	2	0	0	4	3.2
8 Daily or almost daily	0	0	0	0	0	0	0	0.0
Valid responses =	25	20	97	78	0	0	125	17.4

Invalid responses include no response.

22M4) During the past 3 months, how often have you failed to do what was normally expected of you because of your use of the following substance(s)?
(only includes students who have used this substance within the last 3 months)

Cocaine (coke, crack, etc.)

	Male		Female		Unknown		Total	
	Freq.	Pct.	Freq.	Pct.	Freq.	Pct.	Freq.	Pct.
0 Never	1	100	3	100	0	0	5	100.0
5 Once or twice	0	0	0	0	0	0	0	0.0
6 Monthly	0	0	0	0	0	0	0	0.0
7 Weekly	0	0	0	0	0	0	0	0.0
8 Daily or almost daily	0	0	0	0	0	0	0	0.0
Valid responses =	1	20	3	60	0	0	5	0.7

Invalid responses include no response.

22M5) During the past 3 months, how often have you failed to do what was normally expected of you because of your use of the following substance(s)?
(only includes students who have used this substance within the last 3 months)

Prescription stimulants (Ritalin, Concerta, Dexedrine, Adderall, diet pills, etc.) [Please report nonmedical use only.]

	Male		Female		Unknown		Total	
	Freq.	Pct.	Freq.	Pct.	Freq.	Pct.	Freq.	Pct.
0 Never	3	100	12	92	0	0	16	88.9
5 Once or twice	0	0	1	8	0	0	1	5.6
6 Monthly	0	0	0	0	0	0	1	5.6
7 Weekly	0	0	0	0	0	0	0	0.0
8 Daily or almost daily	0	0	0	0	0	0	0	0.0
Valid responses =	3	17	13	72	0	0	18	2.5

Invalid responses include no response.

22M6) During the past 3 months, how often have you failed to do what was normally expected of you because of your use of the following substance(s)?
(only includes students who have used this substance within the last 3 months)

Methamphetamine (speed, crystal meth, ice, etc.)

	Male		Female		Unknown		Total	
	Freq.	Pct.	Freq.	Pct.	Freq.	Pct.	Freq.	Pct.
0 Never	0	0	0	0	0	0	0	0.0
5 Once or twice	0	0	0	0	0	0	0	0.0
6 Monthly	0	0	0	0	0	0	0	0.0
7 Weekly	0	0	0	0	0	0	0	0.0
8 Daily or almost daily	0	0	0	0	0	0	0	0.0
Valid responses =	0	0	0	0	0	0	0	0.0

Invalid responses include no response.

22M7) During the past 3 months, how often have you failed to do what was normally expected of you because of your use of the following substance(s)?
(only includes students who were prescribed this substance)

Inhalants (poppers, nitrous, glue, gas, paint thinner, etc.)

	Male		Female		Unknown		Total	
	Freq.	Pct.	Freq.	Pct.	Freq.	Pct.	Freq.	Pct.
0 Never	2	100	0	0	0	0	2	100.0
5 Once or twice	0	0	0	0	0	0	0	0.0
6 Monthly	0	0	0	0	0	0	0	0.0
7 Weekly	0	0	0	0	0	0	0	0.0
8 Daily or almost daily	0	0	0	0	0	0	0	0.0
Valid responses =	2	100	0	0	0	0	2	0.3

Invalid responses include no response.



AMERICAN COLLEGE HEALTH ASSOCIATION

American College Health Association-National College Health Assessment (ACHA-NCHA III)

Institutional Data Report - Spring 2020

UNIVERSITY OF NORTHERN IOWA

American College Health Association
8455 Colesville Road, Suite 740
Silver Spring, MD 20910
(410) 859-1500

April 7, 2020
FREQUENCY REPORT
Number of Surveys (n) =

719 Web Surveys

www.acha.org

22M8) During the past 3 months, how often have you failed to do what was normally expected of you because of your use of the following substance(s)?
(only includes students who were prescribed this substance)

Sedatives or Sleeping Pills (Valium, Ativan, Xanax, Klonopin, Librium, Rohypnol, GHB, etc.) [Please report nonmedical use only.]

	Male		Female		Unknown		Total	
	Freq.	Pct.	Freq.	Pct.	Freq.	Pct.	Freq.	Pct.
0 Never	1	100	13	93	0	0	15	88.2
5 Once or twice	0	0	1	7	0	0	2	11.8
6 Monthly	0	0	0	0	0	0	0	0.0
7 Weekly	0	0	0	0	0	0	0	0.0
8 Daily or almost daily	0	0	0	0	0	0	0	0.0
Valid responses =	1	6	14	82	0	0	17	2.4

Invalid responses include no response.

22M9) During the past 3 months, how often have you failed to do what was normally expected of you because of your use of the following substance(s)?
(only includes students who were prescribed this substance)

Hallucinogens (Ecstasy, MDMA, Molly, LSD, acid, mushrooms, PCP, Special K, etc.)

	Male		Female		Unknown		Total	
	Freq.	Pct.	Freq.	Pct.	Freq.	Pct.	Freq.	Pct.
0 Never	5	100	2	100	0	0	8	88.9
5 Once or twice	0	0	0	0	0	0	1	11.1
6 Monthly	0	0	0	0	0	0	0	0.0
7 Weekly	0	0	0	0	0	0	0	0.0
8 Daily or almost daily	0	0	0	0	0	0	0	0.0
Valid responses =	5	56	2	22	0	0	9	1.3

Invalid responses include no response.

22M10) During the past 3 months, how often have you failed to do what was normally expected of you because of your use of the following substance(s)?
(only includes students who were prescribed this substance)

Heroin

	Male		Female		Unknown		Total	
	Freq.	Pct.	Freq.	Pct.	Freq.	Pct.	Freq.	Pct.
0 Never	0	0	0	0	0	0	0	0.0
5 Once or twice	0	0	0	0	0	0	0	0.0
6 Monthly	0	0	0	0	0	0	0	0.0
7 Weekly	0	0	0	0	0	0	1	100.0
8 Daily or almost daily	0	0	0	0	0	0	0	0.0
Valid responses =	0	0	0	0	0	0	1	0.1

Invalid responses include no response.

22M11) During the past 3 months, how often have you failed to do what was normally expected of you because of your use of the following substance(s)?
(only includes students who were prescribed this substance)

Prescription opioids (morphine, codeine, fentanyl, oxycodone [OxyContin, Percocet], hydrocodone [Vicodin], methadone, buprenorphine [Suboxone], etc.) [Please report nonmedical use only.]

	Male		Female		Unknown		Total	
	Freq.	Pct.	Freq.	Pct.	Freq.	Pct.	Freq.	Pct.
0 Never	1	100	0	0	0	0	3	75.0
5 Once or twice	0	0	1	100	0	0	1	25.0
6 Monthly	0	0	0	0	0	0	0	0.0
7 Weekly	0	0	0	0	0	0	0	0.0
8 Daily or almost daily	0	0	0	0	0	0	0	0.0
Valid responses =	1	25	1	25	0	0	4	0.6

Invalid responses include no response.

22M12) During the past 3 months, how often have you failed to do what was normally expected of you because of your use of the following substance(s)?
of you because of your use of the following substance(s)? (only includes students who were prescribed this substance)

Other

	Male		Female		Unknown		Total	
	Freq.	Pct.	Freq.	Pct.	Freq.	Pct.	Freq.	Pct.
0 Never	0	0	0	0	0	0	0	0.0
5 Once or twice	0	0	0	0	0	0	0	0.0
6 Monthly	0	0	0	0	0	0	0	0.0
7 Weekly	0	0	0	0	0	0	0	0.0
8 Daily or almost daily	0	0	0	0	0	0	0	0.0
Valid responses =	0	0	0	0	0	0	0	0.0

Invalid responses include no response.

22N1) Has a friend or relative or anyone else ever expressed concern about your use of the following substance(s)?

(only includes students who have ever used this substance)

Tobacco or nicotine delivery products (cigarettes, e-cigarettes, Juul or other vape products, water pipe or hookah, chewing tobacco, cigars, etc.)

	Male		Female		Unknown		Total	
	Freq.	Pct.	Freq.	Pct.	Freq.	Pct.	Freq.	Pct.
0 No, Never	47	78	162	88	0	0	214	84.9
3 Yes, not in the past 3 months	5	8	11	6	0	0	18	7.1
6 Yes, in the past 3 months	8	13	11	6	1	100	20	7.9
Valid responses =	60	24	184	73	1	0	252	35.0

Invalid responses include no response.



AMERICAN COLLEGE HEALTH ASSOCIATION

American College Health Association-National College Health Assessment (ACHA-NCHA III)

Institutional Data Report - Spring 2020

UNIVERSITY OF NORTHERN IOWA

American College Health Association
8455 Colesville Road, Suite 740
Silver Spring, MD 20910
(410) 859-1500
www.acha.org

April 7, 2020
FREQUENCY REPORT
Number of Surveys (n) = 719 Web Surveys

22N2) Has a friend or relative or anyone else ever expressed concern about your use of the following substance(s)?

(only includes students who have ever used this substance)

Alcoholic beverages (beer, wine, liquor, etc.)

	Male		Female		Unknown		Total Freq.	Pct.
	Freq.	Pct.	Freq.	Pct.	Freq.	Pct.		
0 No, Never	103	87	449	93	2	100	565	91.6
3 Yes, not in the past 3 months	9	8	21	4	0	0	31	5.0
6 Yes, in the past 3 months	6	5	14	3	0	0	21	3.4
Valid responses =	118	19	484	78	2	0	617	85.8

Invalid responses include no response.

22N3) Has a friend or relative or anyone else ever expressed concern about your use of the following substance(s)?

(only includes students who have ever used this substance)

Cannabis (marijuana, weed, hash, edibles, vaped cannabis, etc.) [Please report nonmedical use only.]

	Male		Female		Unknown		Total Freq.	Pct.
	Freq.	Pct.	Freq.	Pct.	Freq.	Pct.		
0 No, Never	44	90	172	94	0	0	219	92.0
3 Yes, not in the past 3 months	3	6	7	4	0	0	12	5.0
6 Yes, in the past 3 months	2	4	5	3	0	0	7	2.9
Valid responses =	49	21	184	77	0	0	238	33.1

Invalid responses include no response.

22N4) Has a friend or relative or anyone else ever expressed concern about your use of the following substance(s)?

(only includes students who have ever used this substance)

Cocaine (coke, crack, etc.)

	Male		Female		Unknown		Total Freq.	Pct.
	Freq.	Pct.	Freq.	Pct.	Freq.	Pct.		
0 No, Never	5	83	14	100	0	0	20	95.2
3 Yes, not in the past 3 months	0	0	0	0	0	0	0	0.0
6 Yes, in the past 3 months	1	17	0	0	0	0	1	4.8
Valid responses =	6	29	14	67	0	0	21	2.9

Invalid responses include no response.

22N5) Has a friend or relative or anyone else ever expressed concern about your use of the following substance(s)?

(only includes students who have ever used this substance)

Prescription stimulants (Ritalin, Concerta, Dexedrine, Adderall, diet pills, etc.) [Please report nonmedical use only.]

	Male		Female		Unknown		Total Freq.	Pct.
	Freq.	Pct.	Freq.	Pct.	Freq.	Pct.		
0 No, Never	11	85	37	93	0	0	50	89.3
3 Yes, not in the past 3 months	1	8	3	8	0	0	4	7.1
6 Yes, in the past 3 months	1	8	0	0	0	0	2	3.6
Valid responses =	13	23	40	71	0	0	56	7.8

Invalid responses include no response.

22N6) Has a friend or relative or anyone else ever expressed concern about your use of the following substance(s)?

(only includes students who have ever used this substance)

Methamphetamine (speed, crystal meth, ice, etc.)

	Male		Female		Unknown		Total Freq.	Pct.
	Freq.	Pct.	Freq.	Pct.	Freq.	Pct.		
0 No, Never	1	100	2	100	0	0	4	100.0
3 Yes, not in the past 3 months	0	0	0	0	0	0	0	0.0
6 Yes, in the past 3 months	0	0	0	0	0	0	0	0.0
Valid responses =	1	25	2	50	0	0	4	0.6

Invalid responses include no response.

22N7) Has a friend or relative or anyone else ever expressed concern about your use of the following substance(s)?

(only includes students who have ever used this substance)

Inhalants (poppers, nitrous, glue, gas, paint thinner, etc.)

	Male		Female		Unknown		Total Freq.	Pct.
	Freq.	Pct.	Freq.	Pct.	Freq.	Pct.		
0 No, Never	5	100	2	67	0	0	7	87.5
3 Yes, not in the past 3 months	0	0	1	33	0	0	1	12.5
6 Yes, in the past 3 months	0	0	0	0	0	0	0	0.0
Valid responses =	5	63	3	38	0	0	8	1.1

Invalid responses include no response.

22N8) Has a friend or relative or anyone else ever expressed concern about your use of the following substance(s)?

(only includes students who have ever used this substance)

Sedatives or Sleeping Pills (Valium, Ativan, Xanax, Klonopin, Librium, Rohypnol, GHB, etc.) [Please report nonmedical use only.]

	Male		Female		Unknown		Total Freq.	Pct.
	Freq.	Pct.	Freq.	Pct.	Freq.	Pct.		
0 No, Never	9	90	19	79	0	0	30	83.3
3 Yes, not in the past 3 months	1	10	4	17	0	0	5	13.9
6 Yes, in the past 3 months	0	0	1	4	0	0	1	2.8
Valid responses =	10	28	24	67	0	0	36	5.0

Invalid responses include no response.



AMERICAN COLLEGE HEALTH ASSOCIATION

American College Health Association-National College Health Assessment (ACHA-NCHA III)

Institutional Data Report - Spring 2020

UNIVERSITY OF NORTHERN IOWA

American College Health Association
8455 Colesville Road, Suite 740
Silver Spring, MD 20910
(410) 859-1500
www.acha.org

April 7, 2020
FREQUENCY REPORT
Number of Surveys (n) = 719 Web Surveys

22N9) Has a friend or relative or anyone else ever expressed concern about your use of the following substance(s)?

(only includes students who have ever used this substance)

Hallucinogens (Ecstasy, MDMA, Molly, LSD, acid, mushrooms, PCP, Special K, etc.)

	Male		Female		Unknown		Total Freq.	Pct.
	Freq.	Pct.	Freq.	Pct.	Freq.	Pct.		
0 No, Never	10	91	19	100	0	0	32	97.0
3 Yes, not in the past 3 months	1	9	0	0	0	0	1	3.0
6 Yes, in the past 3 months	0	0	0	0	0	0	0	0.0
Valid responses =	11	33	19	58	0	0	33	4.6

Invalid responses include no response.

22N10) Has a friend or relative or anyone else ever expressed concern about your use of the following substance(s)?

(only includes students who have ever used this substance)

Heroin

	Male		Female		Unknown		Total Freq.	Pct.
	Freq.	Pct.	Freq.	Pct.	Freq.	Pct.		
0 No, Never	0	0	2	100	0	0	2	66.7
3 Yes, not in the past 3 months	0	0	0	0	0	0	0	0.0
6 Yes, in the past 3 months	0	0	0	0	0	0	1	33.3
Valid responses =	0	0	2	67	0	0	3	0.4

Invalid responses include no response.

22N11) Has a friend or relative or anyone else ever expressed concern about your use of the following substance(s)?

(only includes students who have ever used this substance)

Prescription opioids (morphine, codeine, fentanyl, oxycodone [OxyContin, Percocet], hydrocodone [Vicodin], methadone, buprenorphine [Suboxone], etc.)

[Please report nonmedical use only.]

	Male		Female		Unknown		Total Freq.	Pct.
	Freq.	Pct.	Freq.	Pct.	Freq.	Pct.		
0 No, Never	6	67	17	94	0	0	25	83.3
3 Yes, not in the past 3 months	3	33	1	6	0	0	5	16.7
6 Yes, in the past 3 months	0	0	0	0	0	0	0	0.0
Valid responses =	9	30	18	60	0	0	30	4.2

Invalid responses include no response.

22N12) Has a friend or relative or anyone else ever expressed concern about your use of the following substance(s)?

(only includes students who have ever used this substance)

Other

	Male		Female		Unknown		Total Freq.	Pct.
	Freq.	Pct.	Freq.	Pct.	Freq.	Pct.		
0 No, Never	1	100	2	67	0	0	3	75.0
3 Yes, not in the past 3 months	0	0	1	33	0	0	1	25.0
6 Yes, in the past 3 months	0	0	0	0	0	0	0	0.0
Valid responses =	1	25	3	75	0	0	4	0.6

Invalid responses include no response.

22O1) Have you ever tried and failed to control, cut down or stop using the following substance(s)? (only includes students who have ever used this substance)

Tobacco or nicotine delivery products (cigarettes, e-cigarettes, Juul or other vape products, water pipe or hookah, chewing tobacco, cigars, etc.)

	Male		Female		Unknown		Total Freq.	Pct.
	Freq.	Pct.	Freq.	Pct.	Freq.	Pct.		
0 No, Never	46	75	156	85	0	0	206	81.4
3 Yes, not in the past 3 months	7	12	12	7	0	0	20	7.9
6 Yes, in the past 3 months	8	13	16	9	1	100	27	10.7
Valid responses =	61	24	184	73	1	0	253	35.2

Invalid responses include no response.

22O2) Have you ever tried and failed to control, cut down or stop using the following substance(s)? (only includes students who have ever used this substance)

Alcoholic beverages (beer, wine, liquor, etc.)

	Male		Female		Unknown		Total Freq.	Pct.
	Freq.	Pct.	Freq.	Pct.	Freq.	Pct.		
0 No, Never	111	93	457	94	2	100	582	94.0
3 Yes, not in the past 3 months	2	2	7	1	0	0	9	1.5
6 Yes, in the past 3 months	6	5	21	4	0	0	28	4.5
Valid responses =	119	19	485	78	2	0	619	86.1

Invalid responses include no response.

22O3) Have you ever tried and failed to control, cut down or stop using the following substance(s)? (only includes students who have ever used this substance)

Cannabis (marijuana, weed, hash, edibles, vaped cannabis, etc.) *[Please report nonmedical use only.]*

	Male		Female		Unknown		Total Freq.	Pct.
	Freq.	Pct.	Freq.	Pct.	Freq.	Pct.		
0 No, Never	43	88	171	93	0	0	218	91.2
3 Yes, not in the past 3 months	2	4	2	1	0	0	5	2.1
6 Yes, in the past 3 months	4	8	11	6	0	0	16	6.7
Valid responses =	49	21	184	77	0	0	239	33.2

Invalid responses include no response.



AMERICAN COLLEGE HEALTH ASSOCIATION

American College Health Association-National College Health Assessment (ACHA-NCHA III)

Institutional Data Report - Spring 2020

UNIVERSITY OF NORTHERN IOWA

American College Health Association
8455 Colesville Road, Suite 740
Silver Spring, MD 20910
(410) 859-1500

April 7, 2020
FREQUENCY REPORT
Number of Surveys (n) =

719 Web Surveys

www.acha.org

2204) Have you ever tried and failed to control, cut down or stop using the following substance(s)? (only includes students who have ever used this substance)
Cocaine (coke, crack, etc.)

	Male		Female		Unknown		Total	
	Freq.	Pct.	Freq.	Pct.	Freq.	Pct.	Freq.	Pct.
0 No, Never	6	100	12	86	0	0	18	85.7
3 Yes, not in the past 3 months	0	0	2	14	0	0	2	9.5
6 Yes, in the past 3 months	0	0	0	0	0	0	1	4.8
Valid responses =	6	29	14	67	0	0	21	2.9

Invalid responses include no response.

2205) Have you ever tried and failed to control, cut down or stop using the following substance(s)? (only includes students who have ever used this substance)
Prescription stimulants (Ritalin, Concerta, Dexedrine, Adderall, diet pills, etc.) [Please report nonmedical use only.]

	Male		Female		Unknown		Total	
	Freq.	Pct.	Freq.	Pct.	Freq.	Pct.	Freq.	Pct.
0 No, Never	13	100	36	90	0	0	51	91.1
3 Yes, not in the past 3 months	0	0	2	5	0	0	2	3.6
6 Yes, in the past 3 months	0	0	2	5	0	0	3	5.4
Valid responses =	13	23	40	71	0	0	56	7.8

Invalid responses include no response.

2206) Have you ever tried and failed to control, cut down or stop using the following substance(s)? (only includes students who have ever used this substance)
Methamphetamine (speed, crystal meth, ice, etc.)

	Male		Female		Unknown		Total	
	Freq.	Pct.	Freq.	Pct.	Freq.	Pct.	Freq.	Pct.
0 No, Never	1	100	2	100	0	0	3	75.0
3 Yes, not in the past 3 months	0	0	0	0	0	0	0	0.0
6 Yes, in the past 3 months	0	0	0	0	0	0	1	25.0
Valid responses =	1	25	2	50	0	0	4	0.6

Invalid responses include no response.

2207) Have you ever tried and failed to control, cut down or stop using the following substance(s)? (only includes students who have ever used this substance)
Inhalants (poppers, nitrous, glue, gas, paint thinner, etc.)

	Male		Female		Unknown		Total	
	Freq.	Pct.	Freq.	Pct.	Freq.	Pct.	Freq.	Pct.
0 No, Never	4	80	3	100	0	0	7	87.5
3 Yes, not in the past 3 months	0	0	0	0	0	0	0	0.0
6 Yes, in the past 3 months	1	20	0	0	0	0	1	12.5
Valid responses =	5	63	3	38	0	0	8	1.1

Invalid responses include no response.

2208) Have you ever tried and failed to control, cut down or stop using the following substance(s)? (only includes students who have ever used this substance)
Sedatives or Sleeping Pills (Valium, Ativan, Xanax, Klonopin, Librium, Rohypnol, GHB, etc.) [Please report nonmedical use only.]

	Male		Female		Unknown		Total	
	Freq.	Pct.	Freq.	Pct.	Freq.	Pct.	Freq.	Pct.
0 No, Never	10	100	21	88	0	0	32	88.9
3 Yes, not in the past 3 months	0	0	3	13	0	0	3	8.3
6 Yes, in the past 3 months	0	0	0	0	0	0	1	2.8
Valid responses =	10	28	24	67	0	0	36	5.0

Invalid responses include no response.

2209) Have you ever tried and failed to control, cut down or stop using the following substance(s)? (only includes students who have ever used this substance)
Hallucinogens (Ecstasy, MDMA, Molly, LSD, acid, mushrooms, PCP, Special K, etc.)

	Male		Female		Unknown		Total	
	Freq.	Pct.	Freq.	Pct.	Freq.	Pct.	Freq.	Pct.
0 No, Never	11	100	19	100	0	0	33	100.0
3 Yes, not in the past 3 months	0	0	0	0	0	0	0	0.0
6 Yes, in the past 3 months	0	0	0	0	0	0	0	0.0
Valid responses =	11	33	19	58	0	0	33	4.6

Invalid responses include no response.

22010) Have you ever tried and failed to control, cut down or stop using the following substance(s)? (only includes students who have ever used this substance)
Heroin

	Male		Female		Unknown		Total	
	Freq.	Pct.	Freq.	Pct.	Freq.	Pct.	Freq.	Pct.
0 No, Never	0	0	2	100	0	0	2	66.7
3 Yes, not in the past 3 months	0	0	0	0	0	0	0	0.0
6 Yes, in the past 3 months	0	0	0	0	0	0	1	33.3
Valid responses =	0	0	2	67	0	0	3	0.4

Invalid responses include no response.



AMERICAN COLLEGE HEALTH ASSOCIATION

American College Health Association-National College Health Assessment (ACHA-NCHA III)

Institutional Data Report - Spring 2020

UNIVERSITY OF NORTHERN IOWA

American College Health Association
8455 Colesville Road, Suite 740
Silver Spring, MD 20910
(410) 859-1500
www.acha.org

April 7, 2020

FREQUENCY REPORT

Number of Surveys (n) = 719 Web Surveys

22O11) Have you ever tried and failed to control, cut down or stop using the following substance(s)? (only includes students who have ever used this substance)
Prescription opioids (morphine, codeine, fentanyl, oxycodone [OxyContin, Percocet], hydrocodone [Vicodin], methadone, buprenorphine [Suboxone], etc.)
[Please report nonmedical use only.]

	Male		Female		Unknown		Total	
	Freq.	Pct.	Freq.	Pct.	Freq.	Pct.	Freq.	Pct.
0 No, Never	8	89	16	89	0	0	26	86.7
3 Yes, not in the past 3 months	1	11	1	6	0	0	2	6.7
6 Yes, in the past 3 months	0	0	1	6	0	0	2	6.7
Valid responses =	9	30	18	60	0	0	30	4.2

Invalid responses include no response.

22O12) Have you ever tried and failed to control, cut down or stop using the following substance(s)? (only includes students who have ever used this substance)
Other

	Male		Female		Unknown		Total	
	Freq.	Pct.	Freq.	Pct.	Freq.	Pct.	Freq.	Pct.
0 No, Never	1	100	3	100	0	0	4	100.0
3 Yes, not in the past 3 months	0	0	0	0	0	0	0	0.0
6 Yes, in the past 3 months	0	0	0	0	0	0	0	0.0
Valid responses =	1	25	3	75	0	0	4	0.6

Invalid responses include no response.

22P) Have you ever used any drug by injection? [RECREATIONAL or NON-MEDICAL USE ONLY] (only includes students who have ever used any substance)

	Male		Female		Unknown		Total	
	Freq.	Pct.	Freq.	Pct.	Freq.	Pct.	Freq.	Pct.
0 No, Never	119	100	492	100	2	100	626	99.8
1 Yes, not in the past 3 months	0	0	0	0	0	0	0	0.0
2 Yes, in the past 3 months	0	0	0	0	0	0	1	0.2
Valid responses =	119	19	492	78	2	0	627	87.2

Invalid responses include no response.

22Q) In the past 3 months, how often have you injected drugs? [RECREATIONAL or NON-MEDICAL USE ONLY] (only includes students who have used drugs by injection within the last 3 months)

	Male		Female		Unknown		Total	
	Freq.	Pct.	Freq.	Pct.	Freq.	Pct.	Freq.	Pct.
0 Once per week or less	0	0	0	0	0	0	0	0.0
1 More than once per week	0	0	0	0	0	0	1	100.0
Valid responses =	0	0	0	0	0	0	1	0.1

Invalid responses include no response.

23A) Within the last 3 months, which tobacco products have you used? (only includes students who have used tobacco or nicotine in the last 3 months)
Cigarettes

	Male		Female		Unknown		Total	
	Freq.	Pct.	Freq.	Pct.	Freq.	Pct.	Freq.	Pct.
1 No	25	63	52	61	0	0	80	61.5
2 Yes	15	38	33	39	1	100	50	38.5
Valid responses =	40	31	85	65	1	1	130	18.1

Invalid responses include no response.

23B) Within the last 3 months, which tobacco products have you used? (only includes students who have used tobacco or nicotine in the last 3 months)
E-cigarettes or other vape products (for example: Juul, etc.)

	Male		Female		Unknown		Total	
	Freq.	Pct.	Freq.	Pct.	Freq.	Pct.	Freq.	Pct.
1 No	13	30	18	21	0	0	32	23.5
2 Yes	30	70	69	79	1	100	104	76.5
Valid responses =	43	32	87	64	1	1	136	18.9

Invalid responses include no response.

23C) Within the last 3 months, which tobacco products have you used? (only includes students who have used tobacco or nicotine in the last 3 months)
Water pipe or hookah

	Male		Female		Unknown		Total	
	Freq.	Pct.	Freq.	Pct.	Freq.	Pct.	Freq.	Pct.
1 No	35	90	80	95	1	100	119	93.0
2 Yes	4	10	4	5	0	0	9	7.0
Valid responses =	39	30	84	66	1	1	128	17.8

Invalid responses include no response.

23D) Within the last 3 months, which tobacco products have you used? (only includes students who have used tobacco or nicotine in the last 3 months)
Chewing or smokeless tobacco

	Male		Female		Unknown		Total	
	Freq.	Pct.	Freq.	Pct.	Freq.	Pct.	Freq.	Pct.
1 No	29	74	81	96	1	100	115	89.8
2 Yes	10	26	3	4	0	0	13	10.2
Valid responses =	39	30	84	66	1	1	128	17.8

Invalid responses include no response.



AMERICAN COLLEGE HEALTH ASSOCIATION

American College Health Association-National College Health Assessment (ACHA-NCHA III)
Institutional Data Report - Spring 2020

UNIVERSITY OF NORTHERN IOWA

American College Health Association
8455 Colesville Road, Suite 740
Silver Spring, MD 20910
(410) 859-1500
www.acha.org

April 7, 2020
FREQUENCY REPORT
Number of Surveys (n) =

719 Web Surveys

23E) Within the last 3 months, which tobacco products have you used? (only includes students who have used tobacco or nicotine in the last 3 months)
Cigars or little cigars

	Male		Female		Unknown		Total		Pct.
	Freq.	Pct.	Freq.	Pct.	Freq.	Pct.	Freq.	Pct.	
1 No	29	69	75	89	0	0	108	82.4	
2 Yes	13	31	9	11	1	100	23	17.6	
Valid responses =	42	32	84	64	1	1	131	18.2	

Invalid responses include no response.

23F) Within the last 3 months, which tobacco products have you used? (only includes students who have used tobacco or nicotine in the last 3 months)
Other

	Male		Female		Unknown		Total		Pct.
	Freq.	Pct.	Freq.	Pct.	Freq.	Pct.	Freq.	Pct.	
1 No	29	97	55	100	1	100	88	98.9	
2 Yes	1	3	0	0	0	0	1	1.1	
Valid responses =	30	34	55	62	1	1	89	12.4	

Invalid responses include no response.

24) When, if ever, was the last time you used cannabis/marijuana? Please include medical and non-medical use.

	Male		Female		Unknown		Total		Pct.
	Freq.	Pct.	Freq.	Pct.	Freq.	Pct.	Freq.	Pct.	
1 Never	97	64	342	62	1	50	452	62.9	
2 Within the last 2 weeks	12	8	45	8	1	50	60	8.3	
3 More than 2 weeks but within 30 days	3	2	6	1	0	0	9	1.3	
4 More than 30 days but within 3 months	11	7	32	6	0	0	43	6.0	
5 More than 3 months but within 12 months	12	8	56	10	0	0	69	9.6	
6 More than 12 months ago	16	11	67	12	0	0	86	12.0	
Valid responses =	151	21	548	76	2	0	719	100.0	

Invalid responses include no response.

25A) When, if ever, was the last time you drank alcohol?

	Male		Female		Unknown		Total		Pct.
	Freq.	Pct.	Freq.	Pct.	Freq.	Pct.	Freq.	Pct.	
1 Never	21	14	34	6	0	0	58	8.1	
2 Within the last 2 weeks	93	62	351	64	1	50	453	63.1	
3 More than 2 weeks but within 30 days	12	8	76	14	1	50	94	13.1	
4 More than 30 days but within 3 months	9	6	49	9	0	0	59	8.2	
5 More than 3 months but within 12 months	13	9	20	4	0	0	33	4.6	
6 More than 12 months ago	3	2	17	3	0	0	21	2.9	
Valid responses =	151	21	547	76	2	0	718	99.9	

Invalid responses include no response.

25B1) The last time you drank alcohol: (only includes students who drank alcohol within the last 3 months)
Did you get drunk?

	Male		Female		Unknown		Total		Pct.
	Freq.	Pct.	Freq.	Pct.	Freq.	Pct.	Freq.	Pct.	
1 No	68	60	300	63	1	50	379	62.6	
2 Yes	46	40	176	37	1	50	226	37.4	
Valid responses =	114	19	476	79	2	0	605	84.1	

Invalid responses include no response.

25B2) The last time you drank alcohol: (only includes students who drank alcohol within the last 3 months)
Did you intend to get drunk?

	Male		Female		Unknown		Total		Pct.
	Freq.	Pct.	Freq.	Pct.	Freq.	Pct.	Freq.	Pct.	
1 No	69	61	306	64	1	50	385	63.6	
2 Yes	45	40	170	36	1	50	220	36.4	
Valid responses =	114	19	476	79	2	0	605	84.1	

Invalid responses include no response.



AMERICAN COLLEGE HEALTH ASSOCIATION

American College Health Association-National College Health Assessment (ACHA-NCHA III)
Institutional Data Report - Spring 2020

UNIVERSITY OF NORTHERN IOWA

American College Health Association
8455 Colesville Road, Suite 740
Silver Spring, MD 20910
(410) 859-1500
www.acha.org

April 7, 2020
FREQUENCY REPORT
Number of Surveys (n) = 719 Web Surveys

26) One drink of alcohol is defined as a 12 oz. can or bottle of beer or wine cooler, a 4 oz. glass of wine, or a shot of liquor straight or in a mixed drink.
(only includes students who drank alcohol within the last 3 months)

The last time you drank alcohol in a social setting, how many drinks of alcohol did you have?

	Male		Female		Unknown		Total	
	Freq.	Pct.	Freq.	Pct.	Freq.	Pct.	Freq.	Pct.
0 0 Drinks	0	0	8	2	0	0	8	1.3
1 1 to 2 Drinks	51	45	203	43	1	50	264	43.8
2 3 to 4 Drinks	18	16	143	30	0	0	164	27.2
3 5 to 6 Drinks	16	14	89	19	0	0	107	17.7
4 7 to 8 Drinks	13	11	21	4	0	0	34	5.6
5 9 to 10 Drinks	10	9	6	1	1	50	17	2.8
6 11 or More Drinks	6	5	3	1	0	0	9	1.5
Total	114	19	473	78	2	0	603	83.9

Invalid responses include no response.

	Mean	Median	Std Dev	Min	Max
Male	4.63	3.00	4.3	1	35
Female	3.26	3.00	2.24	0	20
Overall	3.51	3.00	2.8	0	35

27) One drink of alcohol is defined as a 12 oz. can or bottle of beer or wine cooler, a 4 oz. glass of wine, or a shot of liquor straight or in a mixed drink.
(only includes students who drank alcohol within the last 3 months)

The last time you drank alcohol in a social setting, over how many hours did you drink alcohol?

	Male		Female		Unknown		Total	
	Freq.	Pct.	Freq.	Pct.	Freq.	Pct.	Freq.	Pct.
0 0 Hours	0	0	9	2	0	0	9	1.5
1 1 to 2 Hours	39	34	150	32	0	0	195	32.3
2 3 to 4 Hours	50	44	178	38	2	100	235	38.9
3 5 to 6 Hours	19	17	116	25	0	0	137	22.7
4 7 to 8 Hours	5	4	16	3	0	0	22	3.6
5 9 to 10 Hours	0	0	3	1	0	0	3	0.5
6 11 or More Hours	1	1	2	0	0	0	3	0.5
Total	114	19	474	78	2	0	604	84.0

Invalid responses include no response.

	Mean	Median	Std Dev	Min	Max
Male	3.38	3.00	1.89	1	13
Female	3.50	3.00	2.08	0	24
Overall	3.46	3.00	2.03	0	24

28) Over the last two weeks, how many times have you had five or more drinks (males) or four or more drinks (females) containing any kind of alcohol at a sitting?
(only includes students who drank alcohol within the last 2 weeks)

	Male		Female		Unknown		Total	
	Freq.	Pct.	Freq.	Pct.	Freq.	Pct.	Freq.	Pct.
1 None	33	36	167	48	0	0	203	44.9
2 1 time	27	29	102	29	1	100	133	29.4
3 2 times	14	15	58	17	0	0	72	15.9
4 3 times	9	10	18	5	0	0	28	6.2
5 4 times	5	5	3	1	0	0	8	1.8
6 5 times	2	2	0	0	0	0	2	0.4
7 6 times	2	2	0	0	0	0	3	0.7
8 7 times	0	0	1	0	0	0	1	0.2
9 8 times	1	1	0	0	0	0	1	0.2
10 9 times	0	0	0	0	0	0	0	0.0
11 10 or more times	0	0	1	0	0	0	1	0.2
Total	93	21	350	77	1	0	452	62.9

Invalid responses include no response.

29A) Within the last 12 months, have you experienced any of the following when drinking alcohol? (only includes students who drank alcohol within the last 12 months)
Did something I later regretted

	Male		Female		Unknown		Total	
	Freq.	Pct.	Freq.	Pct.	Freq.	Pct.	Freq.	Pct.
1 No	95	75	406	82	2	100	514	80.6
2 Yes	32	25	89	18	0	0	124	19.4
Valid responses =	127	20	495	78	2	0	638	88.7

Invalid responses include no response.



AMERICAN COLLEGE HEALTH ASSOCIATION

American College Health Association-National College Health Assessment (ACHA-NCHA III)

Institutional Data Report - Spring 2020

American College Health Association

8455 Colesville Road, Suite 740

Silver Spring, MD 20910

(410) 859-1500

www.acha.org

UNIVERSITY OF NORTHERN IOWA

April 7, 2020

FREQUENCY REPORT

Number of Surveys (n) = 719 Web Surveys

29B) Within the last 12 months, have you experienced any of the following when drinking alcohol? (only includes students who drank alcohol within the last 12 months)
Blackout (forgot where I was or what I did for a large period of time and cannot remember, even when someone reminds me)

	Male		Female		Unknown		Total Freq.	Pct.	
	Freq.	Pct.	Freq.	Pct.	Freq.	Pct.			
1 No	107	85	439	89	2	100	561	88.1	
2 Yes	19	15	56	11	0	0	76	11.9	
Valid responses =	126	20	495	78	2	0	637	88.6	

Invalid responses include no response.

29C) Within the last 12 months, have you experienced any of the following when drinking alcohol? (only includes students who drank alcohol within the last 12 months)
Brownout (forgot where I was or what I did for short periods of time, but can remember once someone reminds me)

	Male		Female		Unknown		Total Freq.	Pct.	
	Freq.	Pct.	Freq.	Pct.	Freq.	Pct.			
1 No	92	72	372	75	2	100	477	74.8	
2 Yes	35	28	123	25	0	0	161	25.2	
Valid responses =	127	20	495	78	2	0	638	88.7	

Invalid responses include no response.

29D) Within the last 12 months, have you experienced any of the following when drinking alcohol? (only includes students who drank alcohol within the last 12 months)
Got in trouble with the police

	Male		Female		Unknown		Total Freq.	Pct.	
	Freq.	Pct.	Freq.	Pct.	Freq.	Pct.			
1 No	126	99	485	98	2	100	626	98.1	
2 Yes	1	1	10	2	0	0	12	1.9	
Valid responses =	127	20	495	78	2	0	638	88.7	

Invalid responses include no response.

29E) Within the last 12 months, have you experienced any of the following when drinking alcohol? (only includes students who drank alcohol within the last 12 months)
Got in trouble with college/university authorities

	Male		Female		Unknown		Total Freq.	Pct.	
	Freq.	Pct.	Freq.	Pct.	Freq.	Pct.			
1 No	126	99	495	100	2	100	636	99.5	
2 Yes	1	1	1	0	0	0	3	0.5	
Valid responses =	127	20	496	78	2	0	639	88.9	

Invalid responses include no response.

29F) Within the last 12 months, have you experienced any of the following when drinking alcohol? (only includes students who drank alcohol within the last 12 months)
Someone had sex with me without my consent

	Male		Female		Unknown		Total Freq.	Pct.	
	Freq.	Pct.	Freq.	Pct.	Freq.	Pct.			
1 No	126	99	489	99	2	100	630	98.7	
2 Yes	1	1	6	1	0	0	8	1.3	
Valid responses =	127	20	495	78	2	0	638	88.7	

Invalid responses include no response.

29G) Within the last 12 months, have you experienced any of the following when drinking alcohol? (only includes students who drank alcohol within the last 12 months)
Had sex with someone without their consent

	Male		Female		Unknown		Total Freq.	Pct.	
	Freq.	Pct.	Freq.	Pct.	Freq.	Pct.			
1 No	127	100	495	100	2	100	637	99.7	
2 Yes	0	0	1	0	0	0	2	0.3	
Valid responses =	127	20	496	78	2	0	639	88.9	

Invalid responses include no response.

29H) Within the last 12 months, have you experienced any of the following when drinking alcohol? (only includes students who drank alcohol within the last 12 months)
Had unprotected sex

	Male		Female		Unknown		Total Freq.	Pct.	
	Freq.	Pct.	Freq.	Pct.	Freq.	Pct.			
1 No	114	90	429	87	2	100	557	87.2	
2 Yes	13	10	67	14	0	0	82	12.8	
Valid responses =	127	20	496	78	2	0	639	88.9	

Invalid responses include no response.

29I) Within the last 12 months, have you experienced any of the following when drinking alcohol? (only includes students who drank alcohol within the last 12 months)
Physically injured myself

	Male		Female		Unknown		Total Freq.	Pct.	
	Freq.	Pct.	Freq.	Pct.	Freq.	Pct.			
1 No	123	97	465	94	2	100	603	94.5	
2 Yes	4	3	30	6	0	0	35	5.5	
Valid responses =	127	20	495	78	2	0	638	88.7	

Invalid responses include no response.



AMERICAN COLLEGE HEALTH ASSOCIATION

American College Health Association-National College Health Assessment (ACHA-NCHA III)

Institutional Data Report - Spring 2020

American College Health Association
8455 Colesville Road, Suite 740
Silver Spring, MD 20910
(410) 859-1500
www.acha.org

UNIVERSITY OF NORTHERN IOWA

April 7, 2020

FREQUENCY REPORT

Number of Surveys (n) = 719 Web Surveys

29J) Within the last 12 months, have you experienced any of the following when drinking alcohol? (only includes students who drank alcohol within the last 12 months)
Physically injured another person

	Male		Female		Unknown		Total		Pct.
	Freq.	Pct.	Freq.	Pct.	Freq.	Pct.	Freq.	Pct.	
1 No	125	99	491	100	2	100	631	99.4	
2 Yes	1	1	2	0	0	0	4	0.6	
Valid responses =	126	20	493	78	2	0	635	88.3	

Invalid responses include no response.

29K) Within the last 12 months, have you experienced any of the following when drinking alcohol? (only includes students who drank alcohol within the last 12 months)
Seriously considered suicide

	Male		Female		Unknown		Total		Pct.
	Freq.	Pct.	Freq.	Pct.	Freq.	Pct.	Freq.	Pct.	
1 No	125	98	484	98	2	100	623	97.8	
2 Yes	2	2	11	2	0	0	14	2.2	
Valid responses =	127	20	495	78	2	0	637	88.6	

Invalid responses include no response.

29L) Within the last 12 months, have you experienced any of the following when drinking alcohol? (only includes students who drank alcohol within the last 12 months)
Needed medical help

	Male		Female		Unknown		Total		Pct.
	Freq.	Pct.	Freq.	Pct.	Freq.	Pct.	Freq.	Pct.	
1 No	127	100	494	100	2	100	637	99.8	
2 Yes	0	0	1	0	0	0	1	0.2	
Valid responses =	127	20	495	78	2	0	638	88.7	

Invalid responses include no response.

30A) Within the last 30 days, did you drive after drinking any alcohol at all? (only includes students who drank alcohol within the last 30 days AND drove a car within the last 30 days)

	Male		Female		Unknown		Total		Pct.
	Freq.	Pct.	Freq.	Pct.	Freq.	Pct.	Freq.	Pct.	
1 No	81	79	364	87	2	100	457	84.9	
2 Yes	22	21	56	13	0	0	81	15.1	
Valid responses =	103	19	420	78	2	0	538	74.8	

Invalid responses include no response.

30B) Within the last 12 months, to what extent did your alcohol use affect your academic performance? (only includes students who drank alcohol within the last 12 months)

	Male		Female		Unknown		Total		Pct.
	Freq.	Pct.	Freq.	Pct.	Freq.	Pct.	Freq.	Pct.	
1 Alcohol use did not affect academic performance	124	98	490	99	2	100	629	98.7	
2 Alcohol use negatively impacted performance in class	2	2	5	1	0	0	8	1.3	
3 Alcohol use delayed progress towards degree	0	0	0	0	0	0	0	0.0	
Valid responses =	126	20	495	78	2	0	637	88.6	

Invalid responses include no response.

31A) Within the last 30 days, did you drive within 6 hours of using cannabis/marijuana? (only includes students who used cannabis within the last 30 days AND drove a car within the last 30 days)

	Male		Female		Unknown		Total		Pct.
	Freq.	Pct.	Freq.	Pct.	Freq.	Pct.	Freq.	Pct.	
1 No	7	50	31	62	1	100	39	58.2	
2 Yes	7	50	19	38	0	0	28	41.8	
Valid responses =	14	21	50	75	1	1	67	9.3	

Invalid responses include no response.

31B) Within the last 12 months, to what extent did your cannabis/marijuana use affect your academic performance? (only includes students who used cannabis within the last 12 months)

	Male		Female		Unknown		Total		Pct.
	Freq.	Pct.	Freq.	Pct.	Freq.	Pct.	Freq.	Pct.	
1 Marijuana use did not affect academic performance	35	92	135	98	1	100	174	96.7	
2 Marijuana use negatively impacted performance in class	2	5	3	2	0	0	5	2.8	
3 Marijuana use delayed progress towards degree	1	3	0	0	0	0	1	0.6	
Valid responses =	38	21	138	77	1	1	180	25.0	

Invalid responses include no response.

32) Do you identify as a person in recovery from alcohol or other drug use?

	Male		Female		Unknown		Total		Pct.
	Freq.	Pct.	Freq.	Pct.	Freq.	Pct.	Freq.	Pct.	
1 No	126	97	511	99	2	100	654	98.9	
2 Yes	4	3	3	1	0	0	7	1.1	
Valid responses =	130	20	514	78	2	0	661	91.9	

Invalid responses include no response.



AMERICAN COLLEGE HEALTH ASSOCIATION

American College Health Association-National College Health Assessment (ACHA-NCHA III)

Institutional Data Report - Spring 2020

UNIVERSITY OF NORTHERN IOWA

American College Health Association
8455 Colesville Road, Suite 740
Silver Spring, MD 20910
(410) 859-1500

April 7, 2020
FREQUENCY REPORT
Number of Surveys (n) =

719 Web Surveys

www.acha.org

The following text was displayed to students before this section:

As you answer questions in this section, please include only sexual experiences for which you gave consent and exclude any sexual contact for which you did not consent.

33A) When, if ever, was the last time you had: Oral sex (oral/genital contact)?

	Male		Female		Unknown		Total Freq.	Pct.	
	Freq.	Pct.	Freq.	Pct.	Freq.	Pct.			
1 Never	44	29	153	28	1	50	205	28.6	
2 Within the last 2 weeks	50	33	192	35	1	50	249	34.8	
3 More than 2 weeks but within 30 days	7	5	56	10	0	0	66	9.2	
4 More than 30 days but within 3 months	12	8	42	8	0	0	55	7.7	
5 More than 3 months but within 12 months	18	12	54	10	0	0	73	10.2	
6 More than 12 months ago	20	13	48	9	0	0	68	9.5	
Valid responses =	151	21	545	76	2	0	716	99.6	

Invalid responses include no response.

33B) When, if ever, was the last time you had: Vaginal intercourse (penis in vagina)?

	Male		Female		Unknown		Total Freq.	Pct.	
	Freq.	Pct.	Freq.	Pct.	Freq.	Pct.			
1 Never	54	36	163	30	1	50	223	31.1	
2 Within the last 2 weeks	57	38	238	44	1	50	302	42.1	
3 More than 2 weeks but within 30 days	2	1	38	7	0	0	42	5.9	
4 More than 30 days but within 3 months	10	7	27	5	0	0	39	5.4	
5 More than 3 months but within 12 months	10	7	44	8	0	0	57	7.9	
6 More than 12 months ago	18	12	36	7	0	0	54	7.5	
Valid responses =	151	21	546	76	2	0	717	99.7	

Invalid responses include no response.

33C) When, if ever, was the last time you had: Anal intercourse (penis in anus)?

	Male		Female		Unknown		Total Freq.	Pct.	
	Freq.	Pct.	Freq.	Pct.	Freq.	Pct.			
1 Never	114	76	436	80	2	100	564	79.0	
2 Within the last 2 weeks	1	1	10	2	0	0	12	1.7	
3 More than 2 weeks but within 30 days	3	2	7	1	0	0	11	1.5	
4 More than 30 days but within 3 months	7	5	12	2	0	0	19	2.7	
5 More than 3 months but within 12 months	10	7	31	6	0	0	42	5.9	
6 More than 12 months ago	16	11	47	9	0	0	66	9.2	
Valid responses =	151	21	543	76	2	0	714	99.3	

Invalid responses include no response.

34) Within the last 12 months, with how many partners have you had oral sex, vaginal intercourse, or anal intercourse? (only includes students that have had oral sex or vaginal/anal intercourse in the last 12 months)

	Male		Female		Unknown		Total Freq.	Pct.	
	Freq.	Pct.	Freq.	Pct.	Freq.	Pct.			
0 0 Partners	0	0	0	0	0	0	0	0.0	
1 1 Partner	67	71	277	74	0	0	354	73.0	
2 2 Partners	11	12	39	10	1	100	52	10.7	
3 3 Partners	8	8	16	4	0	0	24	4.9	
4 4 Partners	3	3	14	4	0	0	17	3.5	
5 5 Partners	3	3	12	3	0	0	15	3.1	
6 6 Partners	1	1	5	1	0	0	6	1.2	
7 7 Partners	1	1	1	0	0	0	2	0.4	
8 8 to 10 Partners	1	1	9	2	0	0	10	2.1	
9 11 or More Partners	0	0	3	1	0	0	5	1.0	
Valid responses =	95	20	376	78	1	0	485	67.5	

Invalid responses include no response.

	Mean	Median	Std Dev	Min	Max
Male	1.69	1.00	1.39	1	8
Female	1.80	1.00	1.89	1	13
Overall	1.87	1.00	2.5	1	36

35A) Within the last 12 months, did you have sexual partner(s) who were: (only includes students with 1 or more sexual partners in the last 12 months) Women or females

	Male		Female		Unknown		Total Freq.	Pct.	
	Freq.	Pct.	Freq.	Pct.	Freq.	Pct.			
1 No	10	11	351	95	0	0	369	77.4	
2 Yes	85	90	17	5	1	100	108	22.6	
Valid responses =	95	20	368	77	1	0	477	66.3	

Invalid responses include no response.



AMERICAN COLLEGE HEALTH ASSOCIATION

American College Health Association-National College Health Assessment (ACHA-NCHA III)

Institutional Data Report - Spring 2020

UNIVERSITY OF NORTHERN IOWA

American College Health Association
8455 Colesville Road, Suite 740
Silver Spring, MD 20910
(410) 859-1500

April 7, 2020
FREQUENCY REPORT
Number of Surveys (n) =

719 Web Surveys

www.acha.org

35B) Within the last 12 months, did you have sexual partner(s) who were: (only includes students with 1 or more sexual partners in the last 12 months)

Men or males

	Male		Female		Unknown		Total	
	Freq.	Pct.	Freq.	Pct.	Freq.	Pct.	Freq.	Pct.
1 No	83	89	12	3	1	100	101	20.9
2 Yes	10	11	364	97	0	0	382	79.1
Valid responses =	93	19	376	78	1	0	483	67.2

Invalid responses include no response.

35C) Within the last 12 months, did you have sexual partner(s) who were: (only includes students with 1 or more sexual partners in the last 12 months)

Trans women

	Male		Female		Unknown		Total	
	Freq.	Pct.	Freq.	Pct.	Freq.	Pct.	Freq.	Pct.
1 No	93	100	369	100	0	0	474	99.8
2 Yes	0	0	0	0	0	0	1	0.2
Valid responses =	93	20	369	78	0	0	475	66.1

Invalid responses include no response.

35D) Within the last 12 months, did you have sexual partner(s) who were: (only includes students with 1 or more sexual partners in the last 12 months)

Trans men

	Male		Female		Unknown		Total	
	Freq.	Pct.	Freq.	Pct.	Freq.	Pct.	Freq.	Pct.
1 No	92	100	368	100	0	0	472	99.8
2 Yes	0	0	1	0	0	0	1	0.2
Valid responses =	92	19	369	78	0	0	473	65.8

Invalid responses include no response.

35E) Within the last 12 months, did you have sexual partner(s) who were: (only includes students with 1 or more sexual partners in the last 12 months)

Genderqueer

	Male		Female		Unknown		Total	
	Freq.	Pct.	Freq.	Pct.	Freq.	Pct.	Freq.	Pct.
1 No	92	100	364	100	0	0	466	98.9
2 Yes	0	0	2	1	0	0	5	1.1
Valid responses =	92	20	366	78	0	0	471	65.5

Invalid responses include no response.

35F) Within the last 12 months, did you have sexual partner(s) who were: (only includes students with 1 or more sexual partners in the last 12 months)

Person(s) with another identity

	Male		Female		Unknown		Total	
	Freq.	Pct.	Freq.	Pct.	Freq.	Pct.	Freq.	Pct.
1 No	92	99	367	100	0	0	471	99.2
2 Yes	1	1	2	1	0	0	4	0.8
Valid responses =	93	20	369	78	0	0	475	66.1

Invalid responses include no response.

36A) Within the last 30 days, how often did you or your partner(s) use a condom or other protective barrier (for example: male condom, female condom, dam, or glove) during: (only includes students that have had oral sex within the last 30 days)

Oral sex (oral/genital contact)?

	Male		Female		Unknown		Total	
	Freq.	Pct.	Freq.	Pct.	Freq.	Pct.	Freq.	Pct.
1 Never	54	95	226	92	1	100	288	91.7
2 Rarely	1	2	7	3	0	0	8	2.5
3 Sometimes	1	2	6	2	0	0	7	2.2
4 Most of the time	1	2	0	0	0	0	1	0.3
5 Always	0	0	8	3	0	0	10	3.2
Valid responses =	57	18	247	79	1	0	314	43.7

Invalid responses include no response.

36B) Within the last 30 days, how often did you or your partner(s) use a condom or other protective barrier (for example: male condom, female condom, dam, or glove) during: (only includes students that have had vaginal intercourse within the last 30 days)

Vaginal intercourse (penis in vagina)?

	Male		Female		Unknown		Total	
	Freq.	Pct.	Freq.	Pct.	Freq.	Pct.	Freq.	Pct.
1 Never	23	39	125	46	1	100	151	44.0
2 Rarely	7	12	24	9	0	0	31	9.0
3 Sometimes	3	5	19	7	0	0	25	7.3
4 Most of the time	6	10	32	12	0	0	39	11.4
5 Always	20	34	75	27	0	0	97	28.3
Valid responses =	59	17	275	80	1	0	343	47.7

Invalid responses include no response.



AMERICAN COLLEGE HEALTH ASSOCIATION

American College Health Association-National College Health Assessment (ACHA-NCHA III)

Institutional Data Report - Spring 2020

UNIVERSITY OF NORTHERN IOWA

American College Health Association
8455 Colesville Road, Suite 740
Silver Spring, MD 20910
(410) 859-1500

April 7, 2020
FREQUENCY REPORT
Number of Surveys (n) =

719 Web Surveys

www.acha.org

36C) Within the last 30 days, how often did you or your partner(s) use a condom or other protective barrier (for example: male condom, female condom, dam, or glove) during: (only includes students that have had anal intercourse within the last 30 days)

Anal intercourse (penis in anus)?

	Male		Female		Unknown		Total	
	Freq.	Pct.	Freq.	Pct.	Freq.	Pct.	Freq.	Pct.
1 Never	3	75	12	71	0	0	16	69.6
2 Rarely	0	0	1	6	0	0	1	4.3
3 Sometimes	0	0	1	6	0	0	2	8.7
4 Most of the time	0	0	1	6	0	0	1	4.3
5 Always	1	25	2	12	0	0	3	13.0
Valid responses =	4	17	17	74	0	0	23	3.2

Invalid responses include no response.

37) Did you or your partner use any method to prevent pregnancy the last time you had vaginal intercourse (penis in vagina)? (only includes students that have had vaginal intercourse within the last 12 months)

	Male		Female		Unknown		Total	
	Freq.	Pct.	Freq.	Pct.	Freq.	Pct.	Freq.	Pct.
1 Yes	69	87	311	90	1	100	391	88.9
2 No, not want prevent pregnancy	1	1	6	2	0	0	7	1.6
3 No, did not use any method	7	9	29	8	0	0	39	8.9
4 Don't know	2	3	1	0	0	0	3	0.7
Valid responses =	79	18	347	79	1	0	440	61.2

Invalid responses include no response.

38A) Please indicate which of the following method(s) you or your partner used to prevent pregnancy the last time you had vaginal intercourse. (Please select ALL that apply) (only includes students who used a method of pregnancy prevention the last time they had vaginal intercourse)

Birth control pills (monthly or extended cycle)

	Male		Female		Unknown		Total	
	Freq.	Pct.	Freq.	Pct.	Freq.	Pct.	Freq.	Pct.
0 Not selected	32	46	140	45	1	100	180	46.0
1 Selected	37	54	171	55	0	0	211	54.0
Valid responses =	69	18	311	80	1	0	391	54.4

Invalid responses include no response.

38B) Please indicate which of the following method(s) you or your partner used to prevent pregnancy the last time you had vaginal intercourse. (Please select ALL that apply) (only includes students who used a method of pregnancy prevention the last time they had vaginal intercourse)

Birth control shots

	Male		Female		Unknown		Total	
	Freq.	Pct.	Freq.	Pct.	Freq.	Pct.	Freq.	Pct.
0 Not selected	66	96	297	96	1	100	372	95.1
1 Selected	3	4	14	5	0	0	19	4.9
Valid responses =	69	18	311	80	1	0	391	54.4

Invalid responses include no response.

38C) Please indicate which of the following method(s) you or your partner used to prevent pregnancy the last time you had vaginal intercourse. (Please select ALL that apply) (only includes students who used a method of pregnancy prevention the last time they had vaginal intercourse)

Birth control implants

	Male		Female		Unknown		Total	
	Freq.	Pct.	Freq.	Pct.	Freq.	Pct.	Freq.	Pct.
0 Not selected	62	90	274	88	1	100	346	88.5
1 Selected	7	10	37	12	0	0	45	11.5
Valid responses =	69	18	311	80	1	0	391	54.4

Invalid responses include no response.

38D) Please indicate which of the following method(s) you or your partner used to prevent pregnancy the last time you had vaginal intercourse. (Please select ALL that apply) (only includes students who used a method of pregnancy prevention the last time they had vaginal intercourse)

Birth control patch

	Male		Female		Unknown		Total	
	Freq.	Pct.	Freq.	Pct.	Freq.	Pct.	Freq.	Pct.
0 Not selected	69	100	310	100	1	100	390	99.7
1 Selected	0	0	1	0	0	0	1	0.3
Valid responses =	69	18	311	80	1	0	391	54.4

Invalid responses include no response.

38E) Please indicate which of the following method(s) you or your partner used to prevent pregnancy the last time you had vaginal intercourse. (Please select ALL that apply) (only includes students who used a method of pregnancy prevention the last time they had vaginal intercourse)

The ring

	Male		Female		Unknown		Total	
	Freq.	Pct.	Freq.	Pct.	Freq.	Pct.	Freq.	Pct.
0 Not selected	69	100	305	98	1	100	385	98.5
1 Selected	0	0	6	2	0	0	6	1.5
Valid responses =	69	18	311	80	1	0	391	54.4

Invalid responses include no response.



AMERICAN COLLEGE HEALTH ASSOCIATION

American College Health Association-National College Health Assessment (ACHA-NCHA III)

Institutional Data Report - Spring 2020

American College Health Association
8455 Colesville Road, Suite 740
Silver Spring, MD 20910
(410) 859-1500
www.acha.org

UNIVERSITY OF NORTHERN IOWA

April 7, 2020

FREQUENCY REPORT

Number of Surveys (n) = 719 Web Surveys

38F) Please indicate which of the following method(s) you or your partner used to prevent pregnancy the last time you had vaginal intercourse. (Please select ALL that apply) (only includes students who used a method of pregnancy prevention the last time they had vaginal intercourse)

Emergency contraception ("morning after pill" or "Plan B")

	Male		Female		Unknown		Total	
	Freq.	Pct.	Freq.	Pct.	Freq.	Pct.	Freq.	Pct.
0 Not selected	69	100	307	99	1	100	387	99.0
1 Selected	0	0	4	1	0	0	4	1.0
Valid responses =	69	18	311	80	1	0	391	54.4

Invalid responses include no response.

38G) Please indicate which of the following method(s) you or your partner used to prevent pregnancy the last time you had vaginal intercourse. (Please select ALL that apply) (only includes students who used a method of pregnancy prevention the last time they had vaginal intercourse)

Intrauterine device (IUD)

	Male		Female		Unknown		Total	
	Freq.	Pct.	Freq.	Pct.	Freq.	Pct.	Freq.	Pct.
0 Not selected	60	87	279	90	0	0	348	89.0
1 Selected	9	13	32	10	1	100	43	11.0
Valid responses =	69	18	311	80	1	0	391	54.4

Invalid responses include no response.

38H) Please indicate which of the following method(s) you or your partner used to prevent pregnancy the last time you had vaginal intercourse. (Please select ALL that apply) (only includes students who used a method of pregnancy prevention the last time they had vaginal intercourse)

Male (external) condom

	Male		Female		Unknown		Total	
	Freq.	Pct.	Freq.	Pct.	Freq.	Pct.	Freq.	Pct.
0 Not selected	36	52	160	51	0	0	200	51.2
1 Selected	33	48	151	49	1	100	191	48.8
Valid responses =	69	18	311	80	1	0	391	54.4

Invalid responses include no response.

38I) Please indicate which of the following method(s) you or your partner used to prevent pregnancy the last time you had vaginal intercourse. (Please select ALL that apply) (only includes students who used a method of pregnancy prevention the last time they had vaginal intercourse)

Female (internal) condom

	Male		Female		Unknown		Total	
	Freq.	Pct.	Freq.	Pct.	Freq.	Pct.	Freq.	Pct.
0 Not selected	69	100	311	100	1	100	391	100.0
1 Selected	0	0	0	0	0	0	0	0.0
Valid responses =	69	18	311	80	1	0	391	54.4

Invalid responses include no response.

38J) Please indicate which of the following method(s) you or your partner used to prevent pregnancy the last time you had vaginal intercourse. (Please select ALL that apply) (only includes students who used a method of pregnancy prevention the last time they had vaginal intercourse)

Diaphragm or cervical cap

	Male		Female		Unknown		Total	
	Freq.	Pct.	Freq.	Pct.	Freq.	Pct.	Freq.	Pct.
0 Not selected	69	100	311	100	1	100	391	100.0
1 Selected	0	0	0	0	0	0	0	0.0
Valid responses =	69	18	311	80	1	0	391	54.4

Invalid responses include no response.

38K) Please indicate which of the following method(s) you or your partner used to prevent pregnancy the last time you had vaginal intercourse. (Please select ALL that apply) (only includes students who used a method of pregnancy prevention the last time they had vaginal intercourse)

Contraceptive sponge

	Male		Female		Unknown		Total	
	Freq.	Pct.	Freq.	Pct.	Freq.	Pct.	Freq.	Pct.
0 Not selected	69	100	311	100	1	100	391	100.0
1 Selected	0	0	0	0	0	0	0	0.0
Valid responses =	69	18	311	80	1	0	391	54.4

Invalid responses include no response.

38L) Please indicate which of the following method(s) you or your partner used to prevent pregnancy the last time you had vaginal intercourse. (Please select ALL that apply) (only includes students who used a method of pregnancy prevention the last time they had vaginal intercourse)

Withdrawal

	Male		Female		Unknown		Total	
	Freq.	Pct.	Freq.	Pct.	Freq.	Pct.	Freq.	Pct.
0 Not selected	56	81	226	73	0	0	289	73.9
1 Selected	13	19	85	27	1	100	102	26.1
Valid responses =	69	18	311	80	1	0	391	54.4

Invalid responses include no response.



AMERICAN COLLEGE HEALTH ASSOCIATION

American College Health Association-National College Health Assessment (ACHA-NCHA III)

Institutional Data Report - Spring 2020

UNIVERSITY OF NORTHERN IOWA

American College Health Association
8455 Colesville Road, Suite 740
Silver Spring, MD 20910
(410) 859-1500
www.acha.org

April 7, 2020

FREQUENCY REPORT

Number of Surveys (n) = 719 Web Surveys

38M) Please indicate which of the following method(s) you or your partner used to prevent pregnancy the last time you had vaginal intercourse. (Please select ALL that apply) (only includes students who used a method of pregnancy prevention the last time they had vaginal intercourse)

Fertility awareness (for example: calendar, mucous, and basal body temperature)

	Male		Female		Unknown		Total	
	Freq.	Pct.	Freq.	Pct.	Freq.	Pct.	Freq.	Pct.
0 Not selected	68	99	295	95	1	100	373	95.4
1 Selected	1	1	16	5	0	0	18	4.6
Valid responses =	69	18	311	80	1	0	391	54.4

Invalid responses include no response.

38N) Please indicate which of the following method(s) you or your partner used to prevent pregnancy the last time you had vaginal intercourse. (Please select ALL that apply) (only includes students who used a method of pregnancy prevention the last time they had vaginal intercourse)

Sterilization (for example: hysterectomy, tubes tied, or vasectomy)

	Male		Female		Unknown		Total	
	Freq.	Pct.	Freq.	Pct.	Freq.	Pct.	Freq.	Pct.
0 Not selected	68	99	302	97	1	100	381	97.4
1 Selected	1	1	9	3	0	0	10	2.6
Valid responses =	69	18	311	80	1	0	391	54.4

Invalid responses include no response.

38O) Please indicate which of the following method(s) you or your partner used to prevent pregnancy the last time you had vaginal intercourse. (Please select ALL that apply) (only includes students who used a method of pregnancy prevention the last time they had vaginal intercourse)

Don't know

	Male		Female		Unknown		Total	
	Freq.	Pct.	Freq.	Pct.	Freq.	Pct.	Freq.	Pct.
0 Not selected	68	99	310	100	1	100	389	99.5
1 Selected	1	1	1	0	0	0	2	0.5
Valid responses =	69	18	311	80	1	0	391	54.4

Invalid responses include no response.

38P) Please indicate which of the following method(s) you or your partner used to prevent pregnancy the last time you had vaginal intercourse. (Please select ALL that apply) (only includes students who used a method of pregnancy prevention the last time they had vaginal intercourse)

Other method

	Male		Female		Unknown		Total	
	Freq.	Pct.	Freq.	Pct.	Freq.	Pct.	Freq.	Pct.
0 Not selected	68	99	308	99	1	100	387	99.0
1 Selected	1	1	3	1	0	0	4	1.0
Valid responses =	69	18	311	80	1	0	391	54.4

Invalid responses include no response.

39) Within the last 12 months, have you or your partner(s) used emergency contraception ("morning after pill" or "Plan B")?

(only includes students that have had vaginal intercourse within the last 12 months)

	Male		Female		Unknown		Total	
	Freq.	Pct.	Freq.	Pct.	Freq.	Pct.	Freq.	Pct.
1 No	66	84	294	85	1	100	373	85.0
2 Yes	11	14	45	13	0	0	57	13.0
3 Don't know	1	1	1	0	0	0	2	0.5
4 Not applicable	1	1	6	2	0	0	7	1.6
Valid responses =	79	18	346	79	1	0	439	61.1

Invalid responses include no response.

40) Within the last 12 months, have you or your partner(s) become pregnant? (only includes students that have had vaginal intercourse within the last 12 months)

	Male		Female		Unknown		Total	
	Freq.	Pct.	Freq.	Pct.	Freq.	Pct.	Freq.	Pct.
1 No	76	96	343	99	1	100	432	98.2
2 Yes, unintentionally	1	1	2	1	0	0	4	0.9
3 Yes, intentionally	2	3	1	0	0	0	3	0.7
4 Don't know	0	0	1	0	0	0	1	0.2
Valid responses =	79	18	347	79	1	0	440	61.2

Invalid responses include no response.

41A) Below are 8 statements with which you may agree or disagree.

Using the scale below, indicate your agreement with each item by indicating that response for each statement.

I lead a purposeful and meaningful life.

	Male		Female		Unknown		Total	
	Freq.	Pct.	Freq.	Pct.	Freq.	Pct.	Freq.	Pct.
1 Strongly disagree	2	1	8	2	0	0	10	1.4
2 Disagree	2	1	8	2	0	0	10	1.4
3 Slightly disagree	9	6	17	3	0	0	29	4.0
4 Neither agree nor disagree	11	7	36	7	1	50	52	7.2
5 Slightly agree	27	18	92	17	0	0	122	17.0
6 Agree	65	43	222	41	0	0	292	40.7
7 Strongly agree	35	23	164	30	1	50	203	28.3
Valid responses =	151	21	547	76	2	0	718	99.9

Invalid responses include no response.



AMERICAN COLLEGE HEALTH ASSOCIATION

American College Health Association-National College Health Assessment (ACHA-NCHA III)

Institutional Data Report - Spring 2020

UNIVERSITY OF NORTHERN IOWA

American College Health Association
8455 Colesville Road, Suite 740
Silver Spring, MD 20910
(410) 859-1500
www.acha.org

April 7, 2020

FREQUENCY REPORT

Number of Surveys (n) = 719 Web Surveys

41B) Below are 8 statements with which you may agree or disagree.

Using the scale below, indicate your agreement with each item by indicating that response for each statement.

My social relationships are supportive and rewarding.

	Male		Female		Unknown		Total Freq.	Total Pct.
	Freq.	Pct.	Freq.	Pct.	Freq.	Pct.		
1 Strongly disagree	1	1	4	1	0	0	5	0.7
2 Disagree	3	2	7	1	0	0	11	1.5
3 Slightly disagree	9	6	17	3	0	0	27	3.8
4 Neither agree nor disagree	3	2	23	4	0	0	27	3.8
5 Slightly agree	32	21	96	18	1	50	131	18.2
6 Agree	69	46	255	47	0	0	332	46.2
7 Strongly agree	34	23	146	27	1	50	186	25.9
Valid responses =	151	21	548	76	2	0	719	100.0

Invalid responses include no response.

41C) Below are 8 statements with which you may agree or disagree.

Using the scale below, indicate your agreement with each item by indicating that response for each statement.

I am engaged and interested in my daily activities.

	Male		Female		Unknown		Total Freq.	Total Pct.
	Freq.	Pct.	Freq.	Pct.	Freq.	Pct.		
1 Strongly disagree	1	1	7	1	0	0	8	1.1
2 Disagree	5	3	12	2	0	0	18	2.5
3 Slightly disagree	7	5	19	4	0	0	27	3.8
4 Neither agree nor disagree	10	7	35	6	1	50	49	6.8
5 Slightly agree	42	28	121	22	0	0	169	23.5
6 Agree	61	40	235	43	0	0	300	41.7
7 Strongly agree	25	17	119	22	1	50	148	20.6
Valid responses =	151	21	548	76	2	0	719	100.0

Invalid responses include no response.

41D) Below are 8 statements with which you may agree or disagree.

Using the scale below, indicate your agreement with each item by indicating that response for each statement.

I actively contribute to the happiness and well-being of others.

	Male		Female		Unknown		Total Freq.	Total Pct.
	Freq.	Pct.	Freq.	Pct.	Freq.	Pct.		
1 Strongly disagree	1	1	3	1	0	0	4	0.6
2 Disagree	3	2	7	1	0	0	10	1.4
3 Slightly disagree	3	2	7	1	0	0	10	1.4
4 Neither agree nor disagree	10	7	28	5	1	50	43	6.0
5 Slightly agree	40	27	97	18	0	0	139	19.3
6 Agree	60	40	252	46	1	50	318	44.2
7 Strongly agree	34	23	154	28	0	0	195	27.1
Valid responses =	151	21	548	76	2	0	719	100.0

Invalid responses include no response.

41E) Below are 8 statements with which you may agree or disagree.

Using the scale below, indicate your agreement with each item by indicating that response for each statement.

I am competent and capable in the activities that are important to me.

	Male		Female		Unknown		Total Freq.	Total Pct.
	Freq.	Pct.	Freq.	Pct.	Freq.	Pct.		
1 Strongly disagree	1	1	3	1	0	0	4	0.6
2 Disagree	1	1	7	1	0	0	8	1.1
3 Slightly disagree	2	1	7	1	0	0	9	1.3
4 Neither agree nor disagree	5	3	9	2	0	0	17	2.4
5 Slightly agree	22	15	74	14	0	0	98	13.6
6 Agree	69	46	254	46	1	50	333	46.3
7 Strongly agree	51	34	194	35	1	50	250	34.8
Valid responses =	151	21	548	76	2	0	719	100.0

Invalid responses include no response.

41F) Below are 8 statements with which you may agree or disagree.

Using the scale below, indicate your agreement with each item by indicating that response for each statement.

I am a good person and live a good life.

	Male		Female		Unknown		Total Freq.	Total Pct.
	Freq.	Pct.	Freq.	Pct.	Freq.	Pct.		
1 Strongly disagree	2	1	4	1	0	0	6	0.8
2 Disagree	1	1	6	1	0	0	7	1.0
3 Slightly disagree	6	4	11	2	0	0	18	2.5
4 Neither agree nor disagree	14	9	26	5	1	50	45	6.3
5 Slightly agree	25	17	61	11	0	0	89	12.4
6 Agree	60	40	243	44	0	0	307	42.8
7 Strongly agree	43	29	196	36	1	50	246	34.3
Valid responses =	151	21	547	76	2	0	718	99.9

Invalid responses include no response.



AMERICAN COLLEGE HEALTH ASSOCIATION

American College Health Association-National College Health Assessment (ACHA-NCHA III)

Institutional Data Report - Spring 2020

UNIVERSITY OF NORTHERN IOWA

American College Health Association
8455 Colesville Road, Suite 740
Silver Spring, MD 20910
(410) 859-1500

April 7, 2020
FREQUENCY REPORT
Number of Surveys (n) =

719 Web Surveys

www.acha.org

41G) Below are 8 statements with which you may agree or disagree.

Using the scale below, indicate your agreement with each item by indicating that response for each statement.

I am optimistic about my future.

	Male		Female		Unknown		Total Freq.	Total Pct.
	Freq.	Pct.	Freq.	Pct.	Freq.	Pct.		
1 Strongly disagree	3	2	6	1	0	0	10	1.4
2 Disagree	3	2	15	3	0	0	20	2.8
3 Slightly disagree	7	5	13	2	0	0	21	2.9
4 Neither agree nor disagree	11	7	20	4	0	0	33	4.6
5 Slightly agree	17	11	88	16	1	50	110	15.3
6 Agree	61	40	212	39	0	0	277	38.5
7 Strongly agree	49	33	194	35	1	50	248	34.5
Valid responses =	151	21	548	76	2	0	719	100.0

Invalid responses include no response.

41H) Below are 8 statements with which you may agree or disagree.

Using the scale below, indicate your agreement with each item by indicating that response for each statement.

People respect me.

	Male		Female		Unknown		Total Freq.	Total Pct.
	Freq.	Pct.	Freq.	Pct.	Freq.	Pct.		
1 Strongly disagree	1	1	3	1	0	0	4	0.6
2 Disagree	4	3	4	1	0	0	9	1.3
3 Slightly disagree	4	3	8	2	0	0	13	1.8
4 Neither agree nor disagree	11	7	36	7	1	50	54	7.5
5 Slightly agree	27	18	76	14	0	0	105	14.6
6 Agree	70	46	283	52	0	0	354	49.2
7 Strongly agree	34	23	138	25	1	50	180	25.0
Valid responses =	151	21	548	76	2	0	719	100.0

Invalid responses include no response.

42A) Please indicate how much you agree with the following statements as they apply to you over the last month

If a particular situation has not occurred recently, answer according to how you think you would have felt.

I am able to adapt when changes occur.

	Male		Female		Unknown		Total Freq.	Total Pct.
	Freq.	Pct.	Freq.	Pct.	Freq.	Pct.		
0 Not at all true	0	0	0	0	0	0	0	0.0
1 Rarely true	2	1	16	3	0	0	19	2.6
2 Sometimes true	21	14	93	17	0	0	119	16.6
3 Often true	72	48	304	56	1	50	386	53.8
4 True nearly all the time	56	37	134	25	1	50	194	27.0
Valid responses =	151	21	547	76	2	0	718	99.9

Invalid responses include no response.

42B) Please indicate how much you agree with the following statements as they apply to you over the last month

If a particular situation has not occurred recently, answer according to how you think you would have felt.

I tend to bounce back after illness, injury, or other hardships.

	Male		Female		Unknown		Total Freq.	Total Pct.
	Freq.	Pct.	Freq.	Pct.	Freq.	Pct.		
0 Not at all true	0	0	2	0	0	0	3	0.4
1 Rarely true	1	1	22	4	0	0	24	3.3
2 Sometimes true	23	15	104	19	1	50	133	18.5
3 Often true	72	48	268	49	0	0	350	48.7
4 True nearly all the time	55	36	151	28	1	50	208	29.0
Valid responses =	151	21	547	76	2	0	718	99.9

Invalid responses include no response.

43) If in the future you were having a personal problem that was really bothering you, would you consider seeking help from a mental health professional?

	Male		Female		Unknown		Total Freq.	Total Pct.
	Freq.	Pct.	Freq.	Pct.	Freq.	Pct.		
1 No	44	29	70	13	1	50	117	16.3
2 Yes	106	71	476	87	1	50	599	83.7
Valid responses =	150	21	546	76	2	0	716	99.6

Invalid responses include no response.

44A) The next 6 questions ask about how you have been feeling during the past 30 days.

For each question, please select the response that best describes how often you had this feeling.

During the past 30 days, about how often did you feel nervous?

	Male		Female		Unknown		Total Freq.	Total Pct.
	Freq.	Pct.	Freq.	Pct.	Freq.	Pct.		
0 None of the time	12	8	34	6	1	50	47	6.6
1 A little of the time	60	40	103	19	1	50	165	23.0
2 Some of the time	54	36	247	45	0	0	307	42.8
3 Most of the time	17	11	133	24	0	0	156	21.8
4 All of the time	8	5	29	5	0	0	42	5.9
Valid responses =	151	21	546	76	2	0	717	99.7

Invalid responses include no response.



AMERICAN COLLEGE HEALTH ASSOCIATION

American College Health Association-National College Health Assessment (ACHA-NCHA III)

Institutional Data Report - Spring 2020

UNIVERSITY OF NORTHERN IOWA

American College Health Association
8455 Colesville Road, Suite 740
Silver Spring, MD 20910
(410) 859-1500

April 7, 2020
FREQUENCY REPORT
Number of Surveys (n) =

719 Web Surveys

www.acha.org

44B) The next 6 questions ask about how you have been feeling during the past 30 days.
For each question, please select the response that best describes how often you had this feeling.
During the past 30 days, about how often did you feel hopeless?

	Male		Female		Unknown		Total Freq.	Pct.	
	Freq.	Pct.	Freq.	Pct.	Freq.	Pct.			
0 None of the time	77	51	261	48	1	50	343	47.8	
1 A little of the time	49	33	158	29	1	50	217	30.3	
2 Some of the time	17	11	102	19	0	0	122	17.0	
3 Most of the time	5	3	19	4	0	0	26	3.6	
4 All of the time	3	2	6	1	0	0	9	1.3	
Valid responses =	151	21	546	76	2	0	717	99.7	

Invalid responses include no response.

44C) The next 6 questions ask about how you have been feeling during the past 30 days.
For each question, please select the response that best describes how often you had this feeling.
During the past 30 days, about how often did you feel restless or fidgety?

	Male		Female		Unknown		Total Freq.	Pct.	
	Freq.	Pct.	Freq.	Pct.	Freq.	Pct.			
0 None of the time	23	15	106	19	1	50	130	18.2	
1 A little of the time	50	33	148	27	0	0	202	28.2	
2 Some of the time	50	33	185	34	1	50	241	33.7	
3 Most of the time	21	14	80	15	0	0	107	14.9	
4 All of the time	7	5	26	5	0	0	36	5.0	
Valid responses =	151	21	545	76	2	0	716	99.6	

Invalid responses include no response.

44D) The next 6 questions ask about how you have been feeling during the past 30 days.
For each question, please select the response that best describes how often you had this feeling.
During the past 30 days, about how often did you feel so sad nothing could cheer you up?

	Male		Female		Unknown		Total Freq.	Pct.	
	Freq.	Pct.	Freq.	Pct.	Freq.	Pct.			
0 None of the time	87	58	261	48	2	100	355	49.4	
1 A little of the time	42	28	176	32	0	0	222	30.9	
2 Some of the time	15	10	82	15	0	0	103	14.3	
3 Most of the time	4	3	25	5	0	0	32	4.5	
4 All of the time	3	2	4	1	0	0	7	1.0	
Valid responses =	151	21	548	76	2	0	719	100.0	

Invalid responses include no response.

44E) The next 6 questions ask about how you have been feeling during the past 30 days.
For each question, please select the response that best describes how often you had this feeling.
During the past 30 days, about how often did you feel that everything was an effort?

	Male		Female		Unknown		Total Freq.	Pct.	
	Freq.	Pct.	Freq.	Pct.	Freq.	Pct.			
0 None of the time	59	39	195	36	0	0	255	35.6	
1 A little of the time	41	27	158	29	1	50	203	28.3	
2 Some of the time	26	17	115	21	1	50	148	20.6	
3 Most of the time	18	12	61	11	0	0	84	11.7	
4 All of the time	6	4	18	3	0	0	27	3.8	
Valid responses =	150	21	547	76	2	0	717	99.7	

Invalid responses include no response.

44F) The next 6 questions ask about how you have been feeling during the past 30 days.
For each question, please select the response that best describes how often you had this feeling.
During the past 30 days, about how often did you feel worthless?

	Male		Female		Unknown		Total Freq.	Pct.	
	Freq.	Pct.	Freq.	Pct.	Freq.	Pct.			
0 None of the time	102	68	331	61	1	50	440	61.4	
1 A little of the time	26	17	115	21	1	50	150	20.9	
2 Some of the time	13	9	67	12	0	0	82	11.4	
3 Most of the time	6	4	26	5	0	0	34	4.7	
4 All of the time	3	2	8	2	0	0	11	1.5	
Valid responses =	150	21	547	76	2	0	717	99.7	

Invalid responses include no response.

45A) Indicate how often each of the statements below is descriptive of you.
How often do you feel that you lack companionship?

	Male		Female		Unknown		Total Freq.	Pct.	
	Freq.	Pct.	Freq.	Pct.	Freq.	Pct.			
1 Hardly ever	67	44	237	43	1	50	307	42.8	
2 Some of the time	60	40	223	41	1	50	298	41.5	
3 Often	24	16	87	16	0	0	113	15.7	
Valid responses =	151	21	547	76	2	0	718	99.9	

Invalid responses include no response.



AMERICAN COLLEGE HEALTH ASSOCIATION

American College Health Association-National College Health Assessment (ACHA-NCHA III)

Institutional Data Report - Spring 2020

UNIVERSITY OF NORTHERN IOWA

American College Health Association
8455 Colesville Road, Suite 740
Silver Spring, MD 20910
(410) 859-1500

April 7, 2020
FREQUENCY REPORT
Number of Surveys (n) =

719 Web Surveys

www.acha.org

45B) Indicate how often each of the statements below is descriptive of you. How often do you feel left out?

	Male		Female		Unknown		Total Freq.	Pct.	
	Freq.	Pct.	Freq.	Pct.	Freq.	Pct.			
1 Hardly ever	62	41	179	33	1	50	245	34.2	
2 Some of the time	74	49	280	51	1	50	366	51.0	
3 Often	15	10	87	16	0	0	106	14.8	
Valid responses =	151	21	546	76	2	0	717	99.7	

Invalid responses include no response.

45C) Indicate how often each of the statements below is descriptive of you. How often do you feel isolated from others?

	Male		Female		Unknown		Total Freq.	Pct.	
	Freq.	Pct.	Freq.	Pct.	Freq.	Pct.			
1 Hardly ever	80	53	238	44	1	50	322	44.8	
2 Some of the time	50	33	218	40	1	50	281	39.1	
3 Often	21	14	91	17	0	0	115	16.0	
Valid responses =	151	21	547	76	2	0	718	99.9	

Invalid responses include no response.

46) Within the last 12 months, how often have you intentionally cut, burned, bruised, or otherwise injured yourself?

	Male		Female		Unknown		Total Freq.	Pct.	
	Freq.	Pct.	Freq.	Pct.	Freq.	Pct.			
1 Never	144	95	486	89	2	100	645	90.1	
2 Once or twice	7	5	45	8	0	0	55	7.7	
3 Monthly	0	0	11	2	0	0	11	1.5	
4 Weekly	0	0	2	0	0	0	4	0.6	
5 Daily or almost daily	0	0	1	0	0	0	1	0.1	
Valid responses =	151	21	545	76	2	0	716	99.6	

Invalid responses include no response.

47A1) Within the last 12 months, have you had problems or challenges with any the following?

Academics

	Male		Female		Unknown		Total Freq.	Pct.	
	Freq.	Pct.	Freq.	Pct.	Freq.	Pct.			
1 No	96	64	374	69	1	50	480	67.0	
2 Yes	55	36	171	31	1	50	236	33.0	
Valid responses =	151	21	545	76	2	0	716	99.6	

Invalid responses include no response.

47A2) Within the last 12 months, have you had problems or challenges with any the following?

Career

	Male		Female		Unknown		Total Freq.	Pct.	
	Freq.	Pct.	Freq.	Pct.	Freq.	Pct.			
1 No	106	70	421	77	1	50	540	75.4	
2 Yes	45	30	124	23	1	50	176	24.6	
Valid responses =	151	21	545	76	2	0	716	99.6	

Invalid responses include no response.

47A3) Within the last 12 months, have you had problems or challenges with any the following?

Finances

	Male		Female		Unknown		Total Freq.	Pct.	
	Freq.	Pct.	Freq.	Pct.	Freq.	Pct.			
1 No	84	56	276	51	1	50	365	50.9	
2 Yes	67	44	270	50	1	50	352	49.1	
Valid responses =	151	21	546	76	2	0	717	99.7	

Invalid responses include no response.

47A4) Within the last 12 months, have you had problems or challenges with any the following?

Procrastination

	Male		Female		Unknown		Total Freq.	Pct.	
	Freq.	Pct.	Freq.	Pct.	Freq.	Pct.			
1 No	47	31	171	31	1	50	220	30.6	
2 Yes	104	69	376	69	1	50	498	69.4	
Valid responses =	151	21	547	76	2	0	718	99.9	

Invalid responses include no response.

47A5) Within the last 12 months, have you had problems or challenges with any the following?

Faculty

	Male		Female		Unknown		Total Freq.	Pct.	
	Freq.	Pct.	Freq.	Pct.	Freq.	Pct.			
1 No	137	91	498	91	1	50	652	91.1	
2 Yes	14	9	47	9	1	50	64	8.9	
Valid responses =	151	21	545	76	2	0	716	99.6	

Invalid responses include no response.



AMERICAN COLLEGE HEALTH ASSOCIATION

American College Health Association-National College Health Assessment (ACHA-NCHA III)

Institutional Data Report - Spring 2020

UNIVERSITY OF NORTHERN IOWA

American College Health Association
8455 Colesville Road, Suite 740
Silver Spring, MD 20910
(410) 859-1500

April 7, 2020
FREQUENCY REPORT
Number of Surveys (n) =

719 Web Surveys

www.acha.org

47A6) Within the last 12 months, have you had problems or challenges with any the following?

Family

	Male		Female		Unknown		Total Freq.	Pct.	
	Freq.	Pct.	Freq.	Pct.	Freq.	Pct.			
1 No	112	74	359	66	1	50	482	67.4	
2 Yes	39	26	185	34	1	50	233	32.6	
Valid responses =	151	21	544	76	2	0	715	99.4	

Invalid responses include no response.

47A7) Within the last 12 months, have you had problems or challenges with any the following?

Intimate relationships

	Male		Female		Unknown		Total Freq.	Pct.	
	Freq.	Pct.	Freq.	Pct.	Freq.	Pct.			
1 No	100	66	351	64	1	50	461	64.2	
2 Yes	51	34	196	36	1	50	257	35.8	
Valid responses =	151	21	547	76	2	0	718	99.9	

Invalid responses include no response.

47A8) Within the last 12 months, have you had problems or challenges with any the following?

Roommate/housemate

	Male		Female		Unknown		Total Freq.	Pct.	
	Freq.	Pct.	Freq.	Pct.	Freq.	Pct.			
1 No	111	74	341	63	1	50	468	65.3	
2 Yes	40	27	205	38	1	50	249	34.7	
Valid responses =	151	21	546	76	2	0	717	99.7	

Invalid responses include no response.

47A9) Within the last 12 months, have you had problems or challenges with any the following?

Peers

	Male		Female		Unknown		Total Freq.	Pct.	
	Freq.	Pct.	Freq.	Pct.	Freq.	Pct.			
1 No	120	80	434	79	1	50	569	79.5	
2 Yes	30	20	113	21	1	50	147	20.5	
Valid responses =	150	21	547	76	2	0	716	99.6	

Invalid responses include no response.

47A10) Within the last 12 months, have you had problems or challenges with any the following?

Personal appearance

	Male		Female		Unknown		Total Freq.	Pct.	
	Freq.	Pct.	Freq.	Pct.	Freq.	Pct.			
1 No	99	66	288	53	1	50	392	54.7	
2 Yes	52	34	258	47	1	50	325	45.3	
Valid responses =	151	21	546	76	2	0	717	99.7	

Invalid responses include no response.

47A11) Within the last 12 months, have you had problems or challenges with any the following?

Health of someone close to me

	Male		Female		Unknown		Total Freq.	Pct.	
	Freq.	Pct.	Freq.	Pct.	Freq.	Pct.			
1 No	96	64	351	64	1	50	456	63.5	
2 Yes	55	36	196	36	1	50	262	36.5	
Valid responses =	151	21	547	76	2	0	718	99.9	

Invalid responses include no response.

47A12) Within the last 12 months, have you had problems or challenges with any the following?

Death of a family member, friend, or someone close to me

	Male		Female		Unknown		Total Freq.	Pct.	
	Freq.	Pct.	Freq.	Pct.	Freq.	Pct.			
1 No	104	69	421	77	1	50	542	75.6	
2 Yes	47	31	125	23	1	50	175	24.4	
Valid responses =	151	21	546	76	2	0	717	99.7	

Invalid responses include no response.

47A13) Within the last 12 months, have you had problems or challenges with any the following?

Bullying (for example: making threats, spreading rumors, physical or verbal attacks, or excluding someone from a group)

	Male		Female		Unknown		Total Freq.	Pct.	
	Freq.	Pct.	Freq.	Pct.	Freq.	Pct.			
1 No	147	97	515	94	2	100	679	94.6	
2 Yes	4	3	32	6	0	0	39	5.4	
Valid responses =	151	21	547	76	2	0	718	99.9	

Invalid responses include no response.



AMERICAN COLLEGE HEALTH ASSOCIATION

American College Health Association-National College Health Assessment (ACHA-NCHA III)

Institutional Data Report - Spring 2020

UNIVERSITY OF NORTHERN IOWA

American College Health Association
8455 Colesville Road, Suite 740
Silver Spring, MD 20910
(410) 859-1500
www.acha.org

April 7, 2020

FREQUENCY REPORT

Number of Surveys (n) = 719 Web Surveys

**47A14) Within the last 12 months, have you had problems or challenges with any the following?
Cyberbullying (use of technology to harass, threaten, embarrass, or target another person)**

	Male		Female		Unknown		Total		Pct.
	Freq.	Pct.	Freq.	Pct.	Freq.	Pct.	Freq.		
1 No	147	97	531	97	2	100	696	97.2	
2 Yes	4	3	14	3	0	0	20	2.8	
Valid responses =	151	21	545	76	2	0	716	99.6	

Invalid responses include no response.

**47A15) Within the last 12 months, have you had problems or challenges with any the following?
Hazing (rituals, challenges, and other activities involving harassment, abuse, embarrassment, ridicule, or humiliation used as a way of initiating a person into a group)**

	Male		Female		Unknown		Total		Pct.
	Freq.	Pct.	Freq.	Pct.	Freq.	Pct.	Freq.		
1 No	149	99	542	100	2	100	710	99.3	
2 Yes	2	1	2	0	0	0	5	0.7	
Valid responses =	151	21	544	76	2	0	715	99.4	

Invalid responses include no response.

**47A16) Within the last 12 months, have you had problems or challenges with any the following?
Microaggression (a subtle but offensive comment or action directed at a minority or other non-dominant group, whether intentional or unintentional, that reinforces a stereotype)**

	Male		Female		Unknown		Total		Pct.
	Freq.	Pct.	Freq.	Pct.	Freq.	Pct.	Freq.		
1 No	143	95	498	91	1	50	655	91.2	
2 Yes	8	5	49	9	1	50	63	8.8	
Valid responses =	151	21	547	76	2	0	718	99.9	

Invalid responses include no response.

**47A17) Within the last 12 months, have you had problems or challenges with any the following?
Sexual Harassment (unwelcomed sexual advances, requests for sexual favors, and other verbal or physical conduct of a sexual nature)**

	Male		Female		Unknown		Total		Pct.
	Freq.	Pct.	Freq.	Pct.	Freq.	Pct.	Freq.		
1 No	149	99	503	92	2	100	668	93.2	
2 Yes	2	1	43	8	0	0	49	6.8	
Valid responses =	151	21	546	76	2	0	717	99.7	

Invalid responses include no response.

**47A18) Within the last 12 months, have you had problems or challenges with any the following?
Discrimination (the unjust or prejudicial treatment of a person based on the group, class, or category to which the person is perceived to belong)**

	Male		Female		Unknown		Total		Pct.
	Freq.	Pct.	Freq.	Pct.	Freq.	Pct.	Freq.		
1 No	145	97	515	94	1	50	674	94.0	
2 Yes	5	3	32	6	1	50	43	6.0	
Valid responses =	150	21	547	76	2	0	717	99.7	

Invalid responses include no response.

**47B1) Within the last 12 months, to what extent did the following issue(s) cause you distress?
(only includes students that had problems or challenges with this issue within the last 12 months)
Academics**

	Male		Female		Unknown		Total		Pct.
	Freq.	Pct.	Freq.	Pct.	Freq.	Pct.	Freq.		
1 No Distress	0	0	0	0	0	0	0	0.0	
2 Minimal Distress	7	13	29	17	0	0	37	15.7	
3 Moderate Distress	29	53	74	43	1	100	108	45.8	
4 High Distress	19	35	68	40	0	0	91	38.6	
Valid responses =	55	23	171	72	1	0	236	32.8	

Invalid responses include no response.

**47B2) Within the last 12 months, to what extent did the following issue(s) cause you distress?
(only includes students that had problems or challenges with this issue within the last 12 months)
Career**

	Male		Female		Unknown		Total		Pct.
	Freq.	Pct.	Freq.	Pct.	Freq.	Pct.	Freq.		
1 No Distress	0	0	1	1	0	0	1	0.6	
2 Minimal Distress	12	27	33	27	0	0	45	25.7	
3 Moderate Distress	22	50	55	44	1	100	81	46.3	
4 High Distress	10	23	35	28	0	0	48	27.4	
Valid responses =	44	25	124	71	1	1	175	24.3	

Invalid responses include no response.



AMERICAN COLLEGE HEALTH ASSOCIATION

American College Health Association-National College Health Assessment (ACHA-NCHA III)

Institutional Data Report - Spring 2020

UNIVERSITY OF NORTHERN IOWA

American College Health Association
8455 Colesville Road, Suite 740
Silver Spring, MD 20910
(410) 859-1500

April 7, 2020
FREQUENCY REPORT
Number of Surveys (n) =

719 Web Surveys

www.acha.org

47B3) Within the last 12 months, to what extent did the following issue(s) cause you distress?
(only includes students that had problems or challenges with this issue within the last 12 months)

Finances

	Male		Female		Unknown		Total Freq.	Pct.
	Freq.	Pct.	Freq.	Pct.	Freq.	Pct.		
1 No Distress	0	0	0	0	0	0	0	0.0
2 Minimal Distress	21	32	62	23	0	0	85	24.3
3 Moderate Distress	24	36	121	45	1	100	151	43.1
4 High Distress	21	32	86	32	0	0	114	32.6
Valid responses =	66	19	269	77	1	0	350	48.7

Invalid responses include no response.

47B4) Within the last 12 months, to what extent did the following issue(s) cause you distress?
(only includes students that had problems or challenges with this issue within the last 12 months)

Procrastination

	Male		Female		Unknown		Total Freq.	Pct.
	Freq.	Pct.	Freq.	Pct.	Freq.	Pct.		
1 No Distress	2	2	11	3	0	0	13	2.6
2 Minimal Distress	48	47	158	42	0	0	211	42.5
3 Moderate Distress	39	38	152	41	1	100	200	40.3
4 High Distress	14	14	54	14	0	0	72	14.5
Valid responses =	103	21	375	76	1	0	496	69.0

Invalid responses include no response.

47B5) Within the last 12 months, to what extent did the following issue(s) cause you distress?
(only includes students that had problems or challenges with this issue within the last 12 months)

Faculty

	Male		Female		Unknown		Total Freq.	Pct.
	Freq.	Pct.	Freq.	Pct.	Freq.	Pct.		
1 No Distress	1	7	1	2	0	0	2	3.1
2 Minimal Distress	7	50	20	43	0	0	28	43.8
3 Moderate Distress	3	21	20	43	1	100	24	37.5
4 High Distress	3	21	6	13	0	0	10	15.6
Valid responses =	14	22	47	73	1	2	64	8.9

Invalid responses include no response.

47B6) Within the last 12 months, to what extent did the following issue(s) cause you distress?
(only includes students that had problems or challenges with this issue within the last 12 months)

Family

	Male		Female		Unknown		Total Freq.	Pct.
	Freq.	Pct.	Freq.	Pct.	Freq.	Pct.		
1 No Distress	0	0	4	2	0	0	5	2.2
2 Minimal Distress	17	45	60	33	0	0	80	34.8
3 Moderate Distress	13	34	68	37	1	100	84	36.5
4 High Distress	8	21	51	28	0	0	61	26.5
Valid responses =	38	17	183	80	1	0	230	32.0

Invalid responses include no response.

47B7) Within the last 12 months, to what extent did the following issue(s) cause you distress?
(only includes students that had problems or challenges with this issue within the last 12 months)

Intimate relationships

	Male		Female		Unknown		Total Freq.	Pct.
	Freq.	Pct.	Freq.	Pct.	Freq.	Pct.		
1 No Distress	1	2	4	2	0	0	6	2.3
2 Minimal Distress	19	37	70	36	1	100	93	36.2
3 Moderate Distress	23	45	69	35	0	0	96	37.4
4 High Distress	8	16	53	27	0	0	62	24.1
Valid responses =	51	20	196	76	1	0	257	35.7

Invalid responses include no response.

47B8) Within the last 12 months, to what extent did the following issue(s) cause you distress?
(only includes students that had problems or challenges with this issue within the last 12 months)

Roommate/housemate

	Male		Female		Unknown		Total Freq.	Pct.
	Freq.	Pct.	Freq.	Pct.	Freq.	Pct.		
1 No Distress	2	5	4	2	0	0	6	2.4
2 Minimal Distress	23	58	77	38	1	100	102	41.1
3 Moderate Distress	12	30	77	38	0	0	90	36.3
4 High Distress	3	8	46	23	0	0	50	20.2
Valid responses =	40	16	204	82	1	0	248	34.5

Invalid responses include no response.



AMERICAN COLLEGE HEALTH ASSOCIATION

American College Health Association-National College Health Assessment (ACHA-NCHA III)

Institutional Data Report - Spring 2020

UNIVERSITY OF NORTHERN IOWA

American College Health Association
8455 Colesville Road, Suite 740
Silver Spring, MD 20910
(410) 859-1500

April 7, 2020
FREQUENCY REPORT
Number of Surveys (n) =

719 Web Surveys

www.acha.org

47B9) Within the last 12 months, to what extent did the following issue(s) cause you distress?
(only includes students that had problems or challenges with this issue within the last 12 months)

Peers

	Male		Female		Unknown		Total Freq.	Pct.
	Freq.	Pct.	Freq.	Pct.	Freq.	Pct.		
1 No Distress	0	0	5	5	0	0	5	3.4
2 Minimal Distress	18	60	59	53	1	100	79	54.5
3 Moderate Distress	10	33	39	35	0	0	50	34.5
4 High Distress	2	7	8	7	0	0	11	7.6
Valid responses =	30	21	111	77	1	1	145	20.2

Invalid responses include no response.

47B10) Within the last 12 months, to what extent did the following issue(s) cause you distress?
(only includes students that had problems or challenges with this issue within the last 12 months)

Personal appearance

	Male		Female		Unknown		Total Freq.	Pct.
	Freq.	Pct.	Freq.	Pct.	Freq.	Pct.		
1 No Distress	1	2	5	2	1	100	7	2.2
2 Minimal Distress	31	60	113	44	0	0	148	45.7
3 Moderate Distress	16	31	89	35	0	0	111	34.3
4 High Distress	4	8	50	20	0	0	58	17.9
Valid responses =	52	16	257	79	1	0	324	45.1

Invalid responses include no response.

47B11) Within the last 12 months, to what extent did the following issue(s) cause you distress?
(only includes students that had problems or challenges with this issue within the last 12 months)

Health of someone close to me

	Male		Female		Unknown		Total Freq.	Pct.
	Freq.	Pct.	Freq.	Pct.	Freq.	Pct.		
1 No Distress	1	2	7	4	0	0	8	3.1
2 Minimal Distress	22	40	76	39	0	0	102	38.9
3 Moderate Distress	20	36	70	36	1	100	96	36.6
4 High Distress	12	22	43	22	0	0	56	21.4
Valid responses =	55	21	196	75	1	0	262	36.4

Invalid responses include no response.

47B12) Within the last 12 months, to what extent did the following issue(s) cause you distress?
(only includes students that had problems or challenges with this issue within the last 12 months)

Death of a family member, friend, or someone close to me

	Male		Female		Unknown		Total Freq.	Pct.
	Freq.	Pct.	Freq.	Pct.	Freq.	Pct.		
1 No Distress	3	6	4	3	0	0	7	4.0
2 Minimal Distress	10	21	34	27	1	100	45	25.9
3 Moderate Distress	19	40	48	39	0	0	68	39.1
4 High Distress	15	32	38	31	0	0	54	31.0
Valid responses =	47	27	124	71	1	1	174	24.2

Invalid responses include no response.

47B13) Within the last 12 months, to what extent did the following issue(s) cause you distress?
(only includes students that had problems or challenges with this issue within the last 12 months)

Bullying (for example: making threats, spreading rumors, physical or verbal attacks, or excluding someone from a group)

	Male		Female		Unknown		Total Freq.	Pct.
	Freq.	Pct.	Freq.	Pct.	Freq.	Pct.		
1 No Distress	0	0	0	0	0	0	0	0.0
2 Minimal Distress	1	25	15	47	0	0	17	43.6
3 Moderate Distress	2	50	14	44	0	0	17	43.6
4 High Distress	1	25	3	9	0	0	5	12.8
Valid responses =	4	10	32	82	0	0	39	5.4

Invalid responses include no response.

47B14) Within the last 12 months, to what extent did the following issue(s) cause you distress?
(only includes students that had problems or challenges with this issue within the last 12 months)

Cyberbullying (use of technology to harass, threaten, embarrass, or target another person)

	Male		Female		Unknown		Total Freq.	Pct.
	Freq.	Pct.	Freq.	Pct.	Freq.	Pct.		
1 No Distress	0	0	3	21	0	0	3	15.0
2 Minimal Distress	1	25	2	14	0	0	4	20.0
3 Moderate Distress	3	75	4	29	0	0	7	35.0
4 High Distress	0	0	5	36	0	0	6	30.0
Valid responses =	4	20	14	70	0	0	20	2.8

Invalid responses include no response.



AMERICAN COLLEGE HEALTH ASSOCIATION

American College Health Association-National College Health Assessment (ACHA-NCHA III)

Institutional Data Report - Spring 2020

UNIVERSITY OF NORTHERN IOWA

American College Health Association
8455 Colesville Road, Suite 740
Silver Spring, MD 20910
(410) 859-1500
www.acha.org

April 7, 2020

FREQUENCY REPORT

Number of Surveys (n) =

719 Web Surveys

47B15) Within the last 12 months, to what extent did the following issue(s) cause you distress?

(only includes students that had problems or challenges with this issue within the last 12 months)

Hazing (rituals, challenges, and other activities involving harassment, abuse, embarrassment, ridicule, or humiliation used as a way of initiating a person into a group)

	Male		Female		Unknown		Total	
	Freq.	Pct.	Freq.	Pct.	Freq.	Pct.	Freq.	Pct.
1 No Distress	0	0	0	0	0	0	0	0.0
2 Minimal Distress	2	100	0	0	0	0	2	40.0
3 Moderate Distress	0	0	2	100	0	0	2	40.0
4 High Distress	0	0	0	0	0	0	1	20.0
Valid responses =	2	40	2	40	0	0	5	0.7

Invalid responses include no response.

47B16) Within the last 12 months, to what extent did the following issue(s) cause you distress?

(only includes students that had problems or challenges with this issue within the last 12 months)

Microaggression (a subtle but offensive comment or action directed at a minority or other non-dominant group, whether intentional or unintentional, that reinforces a stereotype)

	Male		Female		Unknown		Total	
	Freq.	Pct.	Freq.	Pct.	Freq.	Pct.	Freq.	Pct.
1 No Distress	2	25	4	8	1	100	7	11.3
2 Minimal Distress	3	38	26	54	0	0	31	50.0
3 Moderate Distress	1	13	13	27	0	0	15	24.2
4 High Distress	2	25	5	10	0	0	9	14.5
Valid responses =	8	13	48	77	1	2	62	8.6

Invalid responses include no response.

47B17) Within the last 12 months, to what extent did the following issue(s) cause you distress?

(only includes students that had problems or challenges with this issue within the last 12 months)

Sexual Harassment (unwelcomed sexual advances, requests for sexual favors, and other verbal or physical conduct of a sexual nature)

	Male		Female		Unknown		Total	
	Freq.	Pct.	Freq.	Pct.	Freq.	Pct.	Freq.	Pct.
1 No Distress	0	0	1	2	0	0	1	2.0
2 Minimal Distress	1	50	23	54	0	0	26	53.1
3 Moderate Distress	0	0	11	26	0	0	12	24.5
4 High Distress	1	50	8	19	0	0	10	20.4
Valid responses =	2	4	43	88	0	0	49	6.8

Invalid responses include no response.

47B18) Within the last 12 months, to what extent did the following issue(s) cause you distress?

(only includes students that had problems or challenges with this issue within the last 12 months)

Discrimination (the unjust or prejudicial treatment of a person based on the group, class, or category to which the person is perceived to belong)

	Male		Female		Unknown		Total	
	Freq.	Pct.	Freq.	Pct.	Freq.	Pct.	Freq.	Pct.
1 No Distress	1	20	0	0	0	0	1	2.3
2 Minimal Distress	0	0	12	38	0	0	13	30.2
3 Moderate Distress	3	60	16	50	1	100	22	51.2
4 High Distress	1	20	4	13	0	0	7	16.3
Valid responses =	5	12	32	74	1	2	43	6.0

Invalid responses include no response.

47C2) Within the last 12 months, to what extent did the following issue(s) negatively affect your academic performance?

(only includes students that had problems or challenges with this issue within the last 12 months)

Career

	Male		Female		Unknown		Total	
	Freq.	Pct.	Freq.	Pct.	Freq.	Pct.	Freq.	Pct.
1 Did not affect academic performance	30	67	80	65	1	100	116	65.9
2 Negatively impacted performance in a class	13	29	37	30	0	0	50	28.4
3 Delayed progress towards degree	2	4	7	6	0	0	10	5.7
Valid responses =	45	26	124	70	1	1	176	24.5

Invalid responses include no response.

47C3) Within the last 12 months, to what extent did the following issue(s) negatively affect your academic performance?

(only includes students that had problems or challenges with this issue within the last 12 months)

Finances

	Male		Female		Unknown		Total	
	Freq.	Pct.	Freq.	Pct.	Freq.	Pct.	Freq.	Pct.
1 Did not affect academic performance	47	70	186	69	1	100	242	68.8
2 Negatively impacted performance in a class	13	19	70	26	0	0	86	24.4
3 Delayed progress towards degree	7	10	14	5	0	0	24	6.8
Valid responses =	67	19	270	77	1	0	352	49.0

Invalid responses include no response.



AMERICAN COLLEGE HEALTH ASSOCIATION

American College Health Association-National College Health Assessment (ACHA-NCHA III)

Institutional Data Report - Spring 2020

UNIVERSITY OF NORTHERN IOWA

American College Health Association
8455 Colesville Road, Suite 740
Silver Spring, MD 20910
(410) 859-1500

April 7, 2020
FREQUENCY REPORT
Number of Surveys (n) =

719 Web Surveys

www.acha.org

47C4) Within the last 12 months, to what extent did the following issue(s) negatively affect your academic performance?

(only includes students that had problems or challenges with this issue within the last 12 months)

Procrastination

	Male		Female		Unknown		Total Freq.	Pct.	
	Freq.	Pct.	Freq.	Pct.	Freq.	Pct.			
1 Did not affect academic performance	38	37	183	49	1	100	227	45.6	
2 Negatively impacted performance in a class	61	59	168	45	0	0	238	47.8	
3 Delayed progress towards degree	5	5	25	7	0	0	33	6.6	
Valid responses =	104	21	376	76	1	0	498	69.3	

Invalid responses include no response.

47C5) Within the last 12 months, to what extent did the following issue(s) negatively affect your academic performance?

(only includes students that had problems or challenges with this issue within the last 12 months)

Faculty

	Male		Female		Unknown		Total Freq.	Pct.	
	Freq.	Pct.	Freq.	Pct.	Freq.	Pct.			
1 Did not affect academic performance	8	57	21	45	0	0	29	45.3	
2 Negatively impacted performance in a class	5	36	24	51	1	100	31	48.4	
3 Delayed progress towards degree	1	7	2	4	0	0	4	6.3	
Valid responses =	14	22	47	73	1	2	64	8.9	

Invalid responses include no response.

47C6) Within the last 12 months, to what extent did the following issue(s) negatively affect your academic performance?

(only includes students that had problems or challenges with this issue within the last 12 months)

Family

	Male		Female		Unknown		Total Freq.	Pct.	
	Freq.	Pct.	Freq.	Pct.	Freq.	Pct.			
1 Did not affect academic performance	29	74	142	77	1	100	176	75.9	
2 Negatively impacted performance in a class	6	15	36	20	0	0	45	19.4	
3 Delayed progress towards degree	4	10	6	3	0	0	11	4.7	
Valid responses =	39	17	184	79	1	0	232	32.3	

Invalid responses include no response.

47C7) Within the last 12 months, to what extent did the following issue(s) negatively affect your academic performance?

(only includes students that had problems or challenges with this issue within the last 12 months)

Intimate relationships

	Male		Female		Unknown		Total Freq.	Pct.	
	Freq.	Pct.	Freq.	Pct.	Freq.	Pct.			
1 Did not affect academic performance	39	77	136	69	1	100	183	71.5	
2 Negatively impacted performance in a class	10	20	53	27	0	0	64	25.0	
3 Delayed progress towards degree	2	4	7	4	0	0	9	3.5	
Valid responses =	51	20	196	77	1	0	256	35.6	

Invalid responses include no response.

47C8) Within the last 12 months, to what extent did the following issue(s) negatively affect your academic performance?

(only includes students that had problems or challenges with this issue within the last 12 months)

Roommate/housemate

	Male		Female		Unknown		Total Freq.	Pct.	
	Freq.	Pct.	Freq.	Pct.	Freq.	Pct.			
1 Did not affect academic performance	35	88	164	80	1	100	203	81.9	
2 Negatively impacted performance in a class	5	13	36	18	0	0	41	16.5	
3 Delayed progress towards degree	0	0	4	2	0	0	4	1.6	
Valid responses =	40	16	204	82	1	0	248	34.5	

Invalid responses include no response.

47C9) Within the last 12 months, to what extent did the following issue(s) negatively affect your academic performance?

(only includes students that had problems or challenges with this issue within the last 12 months)

Peers

	Male		Female		Unknown		Total Freq.	Pct.	
	Freq.	Pct.	Freq.	Pct.	Freq.	Pct.			
1 Did not affect academic performance	29	97	91	81	1	100	123	84.2	
2 Negatively impacted performance in a class	1	3	21	19	0	0	23	15.8	
3 Delayed progress towards degree	0	0	0	0	0	0	0	0.0	
Valid responses =	30	21	112	77	1	1	146	20.3	

Invalid responses include no response.



AMERICAN COLLEGE HEALTH ASSOCIATION

American College Health Association-National College Health Assessment (ACHA-NCHA III)

Institutional Data Report - Spring 2020

UNIVERSITY OF NORTHERN IOWA

American College Health Association
8455 Colesville Road, Suite 740
Silver Spring, MD 20910
(410) 859-1500

April 7, 2020

FREQUENCY REPORT

Number of Surveys (n) =

719 Web Surveys

www.acha.org

47C10) Within the last 12 months, to what extent did the following issue(s) negatively affect your academic performance?

(only includes students that had problems or challenges with this issue within the last 12 months)

Personal appearance

	Male		Female		Unknown		Total Freq.	Pct.
	Freq.	Pct.	Freq.	Pct.	Freq.	Pct.		
1 Did not affect academic performance	49	94	233	90	1	100	296	91.1
2 Negatively impacted performance in a class	3	6	20	8	0	0	24	7.4
3 Delayed progress towards degree	0	0	5	2	0	0	5	1.5
Valid responses =	52	16	258	79	1	0	325	45.2

Invalid responses include no response.

47C11) Within the last 12 months, to what extent did the following issue(s) negatively affect your academic performance?

(only includes students that had problems or challenges with this issue within the last 12 months)

Health of someone close to me

	Male		Female		Unknown		Total Freq.	Pct.
	Freq.	Pct.	Freq.	Pct.	Freq.	Pct.		
1 Did not affect academic performance	41	75	160	82	1	100	210	80.2
2 Negatively impacted performance in a class	10	18	32	16	0	0	44	16.8
3 Delayed progress towards degree	4	7	4	2	0	0	8	3.1
Valid responses =	55	21	196	75	1	0	262	36.4

Invalid responses include no response.

47C12) Within the last 12 months, to what extent did the following issue(s) negatively affect your academic performance?

(only includes students that had problems or challenges with this issue within the last 12 months)

Death of a family member, friend, or someone close to me

	Male		Female		Unknown		Total Freq.	Pct.
	Freq.	Pct.	Freq.	Pct.	Freq.	Pct.		
1 Did not affect academic performance	32	68	87	70	1	100	121	69.1
2 Negatively impacted performance in a class	14	30	30	24	0	0	45	25.7
3 Delayed progress towards degree	1	2	8	6	0	0	9	5.1
Valid responses =	47	27	125	71	1	1	175	24.3

Invalid responses include no response.

47C13) Within the last 12 months, to what extent did the following issue(s) negatively affect your academic performance?

(only includes students that had problems or challenges with this issue within the last 12 months)

Bullying (for example: making threats, spreading rumors, physical or verbal attacks, or excluding someone from a group)

	Male		Female		Unknown		Total Freq.	Pct.
	Freq.	Pct.	Freq.	Pct.	Freq.	Pct.		
1 Did not affect academic performance	3	75	26	81	0	0	31	79.5
2 Negatively impacted performance in a class	1	25	6	19	0	0	7	17.9
3 Delayed progress towards degree	0	0	0	0	0	0	1	2.6
Valid responses =	4	10	32	82	0	0	39	5.4

Invalid responses include no response.

47C14) Within the last 12 months, to what extent did the following issue(s) negatively affect your academic performance?

(only includes students that had problems or challenges with this issue within the last 12 months)

Cyberbullying (use of technology to harass, threaten, embarrass, or target another person)

	Male		Female		Unknown		Total Freq.	Pct.
	Freq.	Pct.	Freq.	Pct.	Freq.	Pct.		
1 Did not affect academic performance	4	100	12	86	0	0	17	85.0
2 Negatively impacted performance in a class	0	0	2	14	0	0	2	10.0
3 Delayed progress towards degree	0	0	0	0	0	0	1	5.0
Valid responses =	4	20	14	70	0	0	20	2.8

Invalid responses include no response.

47C15) Within the last 12 months, to what extent did the following issue(s) negatively affect your academic performance?

(only includes students that had problems or challenges with this issue within the last 12 months)

Hazing (rituals, challenges, and other activities involving harassment, abuse, embarrassment, ridicule, or humiliation used as a way of initiating a person into a group)

	Male		Female		Unknown		Total Freq.	Pct.
	Freq.	Pct.	Freq.	Pct.	Freq.	Pct.		
1 Did not affect academic performance	2	100	1	50	0	0	3	60.0
2 Negatively impacted performance in a class	0	0	1	50	0	0	1	20.0
3 Delayed progress towards degree	0	0	0	0	0	0	1	20.0
Valid responses =	2	40	2	40	0	0	5	0.7

Invalid responses include no response.



AMERICAN COLLEGE HEALTH ASSOCIATION

American College Health Association-National College Health Assessment (ACHA-NCHA III)

Institutional Data Report - Spring 2020

UNIVERSITY OF NORTHERN IOWA

American College Health Association
8455 Colesville Road, Suite 740
Silver Spring, MD 20910
(410) 859-1500
www.acha.org

April 7, 2020
FREQUENCY REPORT
Number of Surveys (n) = 719 Web Surveys

47C16) Within the last 12 months, to what extent did the following issue(s) negatively affect your academic performance?

(only includes students that had problems or challenges with this issue within the last 12 months)

Microaggression (a subtle but offensive comment or action directed at a minority or other non-dominant group, whether intentional or unintentional, that reinforces a stereotype) **Discrimination** (the unjust or prejudicial treatment of a person based on the group, class, or category to which the person is perceived to belong.)

	Male		Female		Unknown		Total Freq.	Pct.
	Freq.	Pct.	Freq.	Pct.	Freq.	Pct.		
1 Did not affect academic performance	7	88	41	84	0	0	51	81.0
2 Negatively impacted performance in a class	0	0	7	14	1	100	9	14.3
3 Delayed progress towards degree	1	13	1	2	0	0	3	4.8
Valid responses =	8	13	49	78	1	2	63	8.8

Invalid responses include no response.

47C17) Within the last 12 months, to what extent did the following issue(s) negatively affect your academic performance?

(only includes students that had problems or challenges with this issue within the last 12 months)

Sexual Harassment (unwelcomed sexual advances, requests for sexual favors, and other verbal or physical conduct of a sexual nature)

	Male		Female		Unknown		Total Freq.	Pct.
	Freq.	Pct.	Freq.	Pct.	Freq.	Pct.		
1 Did not affect academic performance	2	100	38	88	0	0	43	87.8
2 Negatively impacted performance in a class	0	0	5	12	0	0	5	10.2
3 Delayed progress towards degree	0	0	0	0	0	0	1	2.0
Valid responses =	2	4	43	88	0	0	49	6.8

Invalid responses include no response.

47C18) Within the last 12 months, to what extent did the following issue(s) negatively affect your academic performance?

(only includes students that had problems or challenges with this issue within the last 12 months)

Discrimination

	Male		Female		Unknown		Total Freq.	Pct.
	Freq.	Pct.	Freq.	Pct.	Freq.	Pct.		
1 Did not affect academic performance	4	80	17	53	0	0	24	55.8
2 Negatively impacted performance in a class	1	20	13	41	1	100	16	37.2
3 Delayed progress towards degree	0	0	2	6	0	0	3	7.0
Valid responses =	5	12	32	74	1	2	43	6.0

Invalid responses include no response.

48) Within the last 30 days, how would you rate the overall level of stress you have experienced?

	Male		Female		Unknown		Total Freq.	Pct.
	Freq.	Pct.	Freq.	Pct.	Freq.	Pct.		
1 No stress	3	2	5	1	0	0	8	1.1
2 Low	59	39	145	27	2	100	207	28.8
3 Moderate	66	44	289	53	0	0	363	50.5
4 High	23	15	109	20	0	0	141	19.6
Valid responses =	151	21	548	76	2	0	719	100.0

Invalid responses include no response.

49) Have you ever thought about or attempted to kill yourself?

	Male		Female		Unknown		Total Freq.	Pct.
	Freq.	Pct.	Freq.	Pct.	Freq.	Pct.		
1 Never	88	59	309	57	2	100	405	56.5
2 Just a brief passing thought	39	26	123	23	0	0	166	23.2
3 Planned at least once, but did not try do it	13	9	69	13	0	0	85	11.9
4 Planned at least once, wanted to die	8	5	20	4	0	0	32	4.5
5 Attempted, but did not want to die	1	1	16	3	0	0	18	2.5
6 Attempted, really hoped to die	1	1	10	2	0	0	11	1.5
Valid responses =	150	21	547	76	2	0	717	99.7

Invalid responses include no response.

50) How often have you thought about killing yourself in the past year?

	Male		Female		Unknown		Total Freq.	Pct.
	Freq.	Pct.	Freq.	Pct.	Freq.	Pct.		
1 Never	114	76	385	70	2	100	510	71.1
2 Rarely (1 time)	11	7	59	11	0	0	74	10.3
3 Sometimes (2 times)	16	11	63	12	0	0	81	11.3
4 Often (3-4 times)	4	3	15	3	0	0	21	2.9
5 Very often (5 or more times)	5	3	25	5	0	0	31	4.3
Valid responses =	150	21	547	76	2	0	717	99.7

Invalid responses include no response.



AMERICAN COLLEGE HEALTH ASSOCIATION

American College Health Association-National College Health Assessment (ACHA-NCHA III)

Institutional Data Report - Spring 2020

UNIVERSITY OF NORTHERN IOWA

American College Health Association
8455 Colesville Road, Suite 740
Silver Spring, MD 20910
(410) 859-1500

April 7, 2020
FREQUENCY REPORT
Number of Surveys (n) =

719 Web Surveys

www.acha.org

51) Have you ever told someone that you were going to commit suicide, or that you might do it?

	Male		Female		Unknown		Total	Pct.
	Freq.	Pct.	Freq.	Pct.	Freq.	Pct.		
1 No	130	87	446	82	2	100	587	81.9
2 Yes, one time, did not want to die	15	10	59	11	0	0	80	11.2
3 Yes, one time, wanted to die	3	2	16	3	0	0	20	2.8
4 Yes, more than once, did not want to do it	2	1	16	3	0	0	19	2.6
5 Yes, more than once, wanted to do it	0	0	10	2	0	0	11	1.5
Valid responses =	150	21	547	76	2	0	717	99.7

Invalid responses include no response.

52) How likely is it that you will attempt suicide someday?

	Male		Female		Unknown		Total	Pct.
	Freq.	Pct.	Freq.	Pct.	Freq.	Pct.		
0 Never	113	75	388	71	1	50	509	71.0
1 No chance at all	17	11	67	12	1	50	87	12.1
2 Rather unlikely	13	9	58	11	0	0	77	10.7
3 Unlikely	3	2	16	3	0	0	22	3.1
4 Likely	3	2	14	3	0	0	17	2.4
5 Rather likely	0	0	3	1	0	0	3	0.4
6 Very likely	1	1	1	0	0	0	2	0.3
Valid responses =	150	21	547	76	2	0	717	99.7

Invalid responses include no response.

53) Within the last 12 months, have you attempted suicide?

	Male		Female		Unknown		Total	Pct.
	Freq.	Pct.	Freq.	Pct.	Freq.	Pct.		
1 No	146	97	537	99	2	100	702	98.2
2 Yes	5	3	7	1	0	0	13	1.8
Valid responses =	151	21	544	76	2	0	715	99.4

Invalid responses include no response.

54A) Have you ever received psychological or mental health services?

	Male		Female		Unknown		Total	Pct.
	Freq.	Pct.	Freq.	Pct.	Freq.	Pct.		
1 No	91	60	261	48	2	100	361	50.2
2 Yes	60	40	287	52	0	0	358	49.8
Valid responses =	151	21	548	76	2	0	719	100.0

Invalid responses include no response.

54B) Within in the last 12 months, have you received psychological or mental health services?

	Male		Female		Unknown		Total	Pct.
	Freq.	Pct.	Freq.	Pct.	Freq.	Pct.		
1 No	124	82	380	70	2	100	518	72.1
2 Yes	27	18	167	31	0	0	200	27.9
Valid responses =	151	21	547	76	2	0	718	99.9

Invalid responses include no response.

54C1) Were the psychological or mental health services you received in the last 12 months provided by:

(only includes students that received psychological or mental health services within the last 12 months)

My current campus health and/or counseling center?

	Male		Female		Unknown		Total	Pct.
	Freq.	Pct.	Freq.	Pct.	Freq.	Pct.		
1 No	13	50	83	52	0	0	98	50.8
2 Yes	13	50	78	48	0	0	95	49.2
Valid responses =	26	13	161	83	0	0	193	26.8

Invalid responses include no response.

54C2) Were the psychological or mental health services you received in the last 12 months provided by:

(only includes students that received psychological or mental health services within the last 12 months)

A mental health provider in the local community near my campus?

	Male		Female		Unknown		Total	Pct.
	Freq.	Pct.	Freq.	Pct.	Freq.	Pct.		
1 No	19	73	99	61	0	0	120	61.9
2 Yes	7	27	63	39	0	0	74	38.1
Valid responses =	26	13	162	84	0	0	194	27.0

Invalid responses include no response.

54C3) Were the psychological or mental health services you received in the last 12 months provided by:

(only includes students that received psychological or mental health services within the last 12 months)

A mental health provider in my home town?

	Male		Female		Unknown		Total	Pct.
	Freq.	Pct.	Freq.	Pct.	Freq.	Pct.		
1 No	14	54	98	62	0	0	117	61.3
2 Yes	12	46	61	38	0	0	74	38.7
Valid responses =	26	14	159	83	0	0	191	26.6

Invalid responses include no response.



AMERICAN COLLEGE HEALTH ASSOCIATION

American College Health Association-National College Health Assessment (ACHA-NCHA III)

Institutional Data Report - Spring 2020

UNIVERSITY OF NORTHERN IOWA

American College Health Association
8455 Colesville Road, Suite 740
Silver Spring, MD 20910
(410) 859-1500

April 7, 2020
FREQUENCY REPORT
Number of Surveys (n) =

719 Web Surveys

www.acha.org

54C4) Were the psychological or mental health services you received in the last 12 months provided by:
(only includes students that received psychological or mental health services within the last 12 months)

A mental health provider not described above

	Male		Female		Unknown		Total		Pct.
	Freq.	Pct.	Freq.	Pct.	Freq.	Pct.	Freq.	Pct.	
1 No	22	92	123	87	0	0	151	88.3	
2 Yes	2	8	18	13	0	0	20	11.7	
Valid responses =	24	14	141	82	0	0	171	23.8	

Invalid responses include no response.

55A) Within the last 12 months, have you visited any medical provider (for example: a nurse practitioner, physician assistant, primary care doctor, or other type of medical doctor) for a check-up or any other medical reasons?

	Male		Female		Unknown		Total		Pct.
	Freq.	Pct.	Freq.	Pct.	Freq.	Pct.	Freq.	Pct.	
1 No	60	40	80	15	0	0	147	20.4	
2 Yes	91	60	468	85	2	100	572	79.6	
Valid responses =	151	21	548	76	2	0	719	100.0	

Invalid responses include no response.

55B1) Were the medical services you received in the last 12 months provided by: (only includes students that visited any medical provider within the last 12 months)
My current campus health center?

	Male		Female		Unknown		Total		Pct.
	Freq.	Pct.	Freq.	Pct.	Freq.	Pct.	Freq.	Pct.	
1 No	54	61	272	59	2	100	334	59.7	
2 Yes	35	39	186	41	0	0	225	40.3	
Valid responses =	89	16	458	82	2	0	559	77.7	

Invalid responses include no response.

55B2) Were the medical services you received in the last 12 months provided by: (only includes students that visited any medical provider within the last 12 months)
A medical service provider in the local community near my campus?

	Male		Female		Unknown		Total		Pct.
	Freq.	Pct.	Freq.	Pct.	Freq.	Pct.	Freq.	Pct.	
1 No	60	68	280	62	1	50	346	62.8	
2 Yes	28	32	171	38	1	50	205	37.2	
Valid responses =	88	16	451	82	2	0	551	76.6	

Invalid responses include no response.

55B3) Were the medical services you received in the last 12 months provided by: (only includes students that visited any medical provider within the last 12 months)
A medical service provider in my home town?

	Male		Female		Unknown		Total		Pct.
	Freq.	Pct.	Freq.	Pct.	Freq.	Pct.	Freq.	Pct.	
1 No	26	29	113	25	1	50	145	25.9	
2 Yes	63	71	345	75	1	50	414	74.1	
Valid responses =	89	16	458	82	2	0	559	77.7	

Invalid responses include no response.

55B4) Were the medical services you received in the last 12 months provided by: (only includes students that visited any medical provider within the last 12 months)
A medical service provider not described above?

	Male		Female		Unknown		Total		Pct.
	Freq.	Pct.	Freq.	Pct.	Freq.	Pct.	Freq.	Pct.	
1 No	75	97	356	94	1	100	437	94.2	
2 Yes	2	3	24	6	0	0	27	5.8	
Valid responses =	77	17	380	82	1	0	464	64.5	

Invalid responses include no response.

56) Have you had a gynecologic visit or exam (for example: contraception, STI testing, pelvic exam, or pap test) with a healthcare provider (for example: OB-GYN, nurse practitioner, or physician's assistant)?

	Male		Female		Unknown		Total		Pct.
	Freq.	Pct.	Freq.	Pct.	Freq.	Pct.	Freq.	Pct.	
1 No	92	61	202	37	2	100	304	42.3	
2 Yes	7	5	334	61	0	0	350	48.7	
3 Don't know	3	2	7	1	0	0	10	1.4	
4 Not applicable	49	33	5	1	0	0	55	7.6	
Valid responses =	151	21	548	76	2	0	719	100.0	

Invalid responses include no response.

57) Have you had a dental exam and cleaning in the last 12 months?

	Male		Female		Unknown		Total		Pct.
	Freq.	Pct.	Freq.	Pct.	Freq.	Pct.	Freq.	Pct.	
1 No	40	27	121	22	0	0	169	23.5	
2 Yes	110	73	417	76	2	100	536	74.7	
3 Don't know	1	1	9	2	0	0	13	1.8	
Valid responses =	151	21	547	76	2	0	718	99.9	

Invalid responses include no response.



AMERICAN COLLEGE HEALTH ASSOCIATION

American College Health Association-National College Health Assessment (ACHA-NCHA III)

Institutional Data Report - Spring 2020

UNIVERSITY OF NORTHERN IOWA

American College Health Association
8455 Colesville Road, Suite 740
Silver Spring, MD 20910
(410) 859-1500

April 7, 2020
FREQUENCY REPORT
Number of Surveys (n) =

719 Web Surveys

www.acha.org

58) When you are outdoors in the sun, how often do you wear sunscreen?

	Male		Female		Unknown		Total	Pct.
	Freq.	Pct.	Freq.	Pct.	Freq.	Pct.	Freq.	
1 Never	16	11	29	5	0	0	47	6.5
2 Rarely	54	36	107	20	0	0	166	23.1
3 Sometimes	53	35	207	38	1	50	266	37.0
4 Usually	24	16	167	31	1	50	197	27.4
5 Always	4	3	37	7	0	0	42	5.8
Valid responses =	151	21	547	76	2	0	718	99.9

Invalid responses include no response.

59A) When you are outdoors in the sun, how often do you do the following to protect your skin from ultraviolet (UV) exposure?

Wear a shirt with sleeves

	Male		Female		Unknown		Total	Pct.
	Freq.	Pct.	Freq.	Pct.	Freq.	Pct.	Freq.	
1 Never	18	12	103	19	0	0	123	17.2
2 Rarely	35	23	125	23	0	0	164	23.0
3 Sometimes	40	27	196	36	1	50	244	34.2
4 Usually	41	27	105	19	1	50	152	21.3
5 Always	16	11	15	3	0	0	31	4.3
Valid responses =	150	21	544	76	2	0	714	99.3

Invalid responses include no response.

59B) When you are outdoors in the sun, how often do you do the following to protect your skin from ultraviolet (UV) exposure?

Wear sunglasses

	Male		Female		Unknown		Total	Pct.
	Freq.	Pct.	Freq.	Pct.	Freq.	Pct.	Freq.	
1 Never	20	13	32	6	0	0	54	7.5
2 Rarely	28	19	59	11	0	0	89	12.4
3 Sometimes	41	27	138	25	1	50	182	25.3
4 Usually	42	28	233	43	1	50	283	39.4
5 Always	20	13	85	16	0	0	110	15.3
Valid responses =	151	21	547	76	2	0	718	99.9

Invalid responses include no response.

59C) When you are outdoors in the sun, how often do you do the following to protect your skin from ultraviolet (UV) exposure?

Stay in the shade

	Male		Female		Unknown		Total	Pct.
	Freq.	Pct.	Freq.	Pct.	Freq.	Pct.	Freq.	
1 Never	4	3	18	3	0	0	23	3.2
2 Rarely	27	18	91	17	0	0	121	16.9
3 Sometimes	82	54	284	52	2	100	372	51.9
4 Usually	32	21	134	25	0	0	175	24.4
5 Always	6	4	19	4	0	0	26	3.6
Valid responses =	151	21	546	76	2	0	717	99.7

Invalid responses include no response.

59D) When you are outdoors in the sun, how often do you do the following to protect your skin from ultraviolet (UV) exposure?

Wear a hat

	Male		Female		Unknown		Total	Pct.
	Freq.	Pct.	Freq.	Pct.	Freq.	Pct.	Freq.	
1 Never	21	14	111	20	0	0	134	18.7
2 Rarely	27	18	162	30	0	0	195	27.3
3 Sometimes	53	35	203	37	2	100	264	36.9
4 Usually	37	25	57	11	0	0	97	13.6
5 Always	12	8	12	2	0	0	25	3.5
Valid responses =	150	21	545	76	2	0	715	99.4

Invalid responses include no response.



AMERICAN COLLEGE HEALTH ASSOCIATION

American College Health Association-National College Health Assessment (ACHA-NCHA III)

Institutional Data Report - Spring 2020

UNIVERSITY OF NORTHERN IOWA

American College Health Association
8455 Colesville Road, Suite 740
Silver Spring, MD 20910
(410) 859-1500

April 7, 2020
FREQUENCY REPORT
Number of Surveys (n) =

719 Web Surveys

www.acha.org

60) In the last 12 months, how many times have you spent time outdoors with the intention of getting a tan?

	Male		Female		Unknown		Total		Pct.
	Freq.	Pct.	Freq.	Pct.	Freq.	Pct.	Freq.	Pct.	
0 0 times	87	58	162	30	0	0	254	35.5	
1 1 time	5	3	15	3	0	0	20	2.8	
2 2 times	11	7	30	6	0	0	42	5.9	
3 3 times	9	6	20	4	1	50	31	4.3	
4 4 times	2	1	12	2	0	0	16	2.2	
5 5 times	10	7	50	9	0	0	63	8.8	
6 6 to 10 times	8	5	104	19	0	0	114	15.9	
7 11 to 15 times	4	3	32	6	0	0	39	5.4	
8 16 to 20 times	4	3	47	9	0	0	51	7.1	
9 21 to 49 times	4	3	40	7	1	50	45	6.3	
10 50 or More times	6	4	34	6	0	0	41	5.7	
Valid responses =	150	21	546	76	2	0	716	99.6	

Invalid responses include no response.

	Mean	Median	Std Dev	Min	Max
Male	5.53	0.00	14.28	0	100
Female	11.86	5.00	19.06	0	120
Overall	10.49	4.00	18.28	0	120

61) The Human Papillomavirus (HPV) vaccine (for example: Gardasil, Silgard, or Cervarix) is recommended, but usually not required, and is given in a series of 2 or 3 shots based on your age. Which of the following best describes your vaccination status for HPV?

	Male		Female		Unknown		Total		Pct.
	Freq.	Pct.	Freq.	Pct.	Freq.	Pct.	Freq.	Pct.	
1 Have not received HPV vaccine	28	19	88	16	0	0	121	16.9	
2 Have started, but not completed HPV vaccine	5	3	36	7	0	0	42	5.9	
3 Completed HPV vaccine	66	44	353	65	1	50	426	59.4	
4 I don't know my HPV vaccination status	52	34	69	13	1	50	128	17.9	
Valid responses =	151	21	546	76	2	0	717	99.7	

Invalid responses include no response.

62) Did you have a flu vaccine within the last 12 months?

	Male		Female		Unknown		Total		Pct.
	Freq.	Pct.	Freq.	Pct.	Freq.	Pct.	Freq.	Pct.	
1 No	76	50	249	46	1	50	336	46.8	
2 Yes	67	44	283	52	1	50	358	49.9	
3 Don't know	8	5	15	3	0	0	24	3.3	
Valid responses =	151	21	547	76	2	0	718	99.9	

Invalid responses include no response.

63A1) Within the last 12 months, have you been diagnosed by a healthcare professional with any of the following? Bronchitis

	Male		Female		Unknown		Total		Pct.
	Freq.	Pct.	Freq.	Pct.	Freq.	Pct.	Freq.	Pct.	
1 No	148	98	498	91	2	100	665	92.7	
2 Yes	3	2	48	9	0	0	52	7.3	
Valid responses =	151	21	546	76	2	0	717	99.7	

Invalid responses include no response.

63A2) Within the last 12 months, have you been diagnosed by a healthcare professional with any of the following? Chlamydia

	Male		Female		Unknown		Total		Pct.
	Freq.	Pct.	Freq.	Pct.	Freq.	Pct.	Freq.	Pct.	
1 No	149	100	538	99	2	100	705	98.9	
2 Yes	0	0	6	1	0	0	8	1.1	
Valid responses =	149	21	544	76	2	0	713	99.2	

Invalid responses include no response.

63A3) Within the last 12 months, have you been diagnosed by a healthcare professional with any of the following? Chicken Pox (Varicella)

	Male		Female		Unknown		Total		Pct.
	Freq.	Pct.	Freq.	Pct.	Freq.	Pct.	Freq.	Pct.	
1 No	151	100	537	100	2	100	708	99.9	
2 Yes	0	0	1	0	0	0	1	0.1	
Valid responses =	151	21	538	76	2	0	709	98.6	

Invalid responses include no response.

63A4) Within the last 12 months, have you been diagnosed by a healthcare professional with any of the following? Cold/virus or other respiratory illness (for example: sinus infection, ear infection, strep throat, tonsillitis, pharyngitis, or laryngitis)

	Male		Female		Unknown		Total		Pct.
	Freq.	Pct.	Freq.	Pct.	Freq.	Pct.	Freq.	Pct.	
1 No	109	72	294	54	1	50	412	57.4	
2 Yes	42	28	253	46	1	50	306	42.6	
Valid responses =	151	21	547	76	2	0	718	99.9	

Invalid responses include no response.



AMERICAN COLLEGE HEALTH ASSOCIATION

American College Health Association-National College Health Assessment (ACHA-NCHA III)

Institutional Data Report - Spring 2020

UNIVERSITY OF NORTHERN IOWA

American College Health Association
8455 Colesville Road, Suite 740
Silver Spring, MD 20910
(410) 859-1500

April 7, 2020
FREQUENCY REPORT
Number of Surveys (n) =

719 Web Surveys

www.acha.org

63A5) Within the last 12 months, have you been diagnosed by a healthcare professional with any of the following?

Concussion

	Male		Female		Unknown		Total Freq.	Pct.
	Freq.	Pct.	Freq.	Pct.	Freq.	Pct.		
1 No	146	97	527	97	2	100	692	97.1
2 Yes	4	3	16	3	0	0	21	2.9
Valid responses =	150	21	543	76	2	0	713	99.2

Invalid responses include no response.

63A6) Within the last 12 months, have you been diagnosed by a healthcare professional with any of the following?

Gonorrhea

	Male		Female		Unknown		Total Freq.	Pct.
	Freq.	Pct.	Freq.	Pct.	Freq.	Pct.		
1 No	149	99	542	100	2	100	711	99.4
2 Yes	2	1	2	0	0	0	4	0.6
Valid responses =	151	21	544	76	2	0	715	99.4

Invalid responses include no response.

63A7) Within the last 12 months, have you been diagnosed by a healthcare professional with any of the following?

Flu (influenza) or flu-like illness

	Male		Female		Unknown		Total Freq.	Pct.
	Freq.	Pct.	Freq.	Pct.	Freq.	Pct.		
1 No	142	94	473	87	2	100	632	88.0
2 Yes	9	6	74	14	0	0	86	12.0
Valid responses =	151	21	547	76	2	0	718	99.9

Invalid responses include no response.

63A8) Within the last 12 months, have you been diagnosed by a healthcare professional with any of the following?

Mumps

	Male		Female		Unknown		Total Freq.	Pct.
	Freq.	Pct.	Freq.	Pct.	Freq.	Pct.		
1 No	149	100	544	100	2	100	713	99.9
2 Yes	0	0	1	0	0	0	1	0.1
Valid responses =	149	21	545	76	2	0	714	99.3

Invalid responses include no response.

63A9) Within the last 12 months, have you been diagnosed by a healthcare professional with any of the following?

Mononucleosis (mono)

	Male		Female		Unknown		Total Freq.	Pct.
	Freq.	Pct.	Freq.	Pct.	Freq.	Pct.		
1 No	150	99	532	98	2	100	701	98.5
2 Yes	1	1	9	2	0	0	11	1.5
Valid responses =	151	21	541	76	2	0	712	99.0

Invalid responses include no response.

63A10) Within the last 12 months, have you been diagnosed by a healthcare professional with any of the following?

Orthopedic injury (for example: broken bone, fracture, sprain, bursitis, tendinitis, or ligament injury)

	Male		Female		Unknown		Total Freq.	Pct.
	Freq.	Pct.	Freq.	Pct.	Freq.	Pct.		
1 No	143	95	503	92	2	100	664	92.7
2 Yes	7	5	43	8	0	0	52	7.3
Valid responses =	150	21	546	76	2	0	716	99.6

Invalid responses include no response.

63A11) Within the last 12 months, have you been diagnosed by a healthcare professional with any of the following?

Pelvic Inflammatory Disease

	Male		Female		Unknown		Total Freq.	Pct.
	Freq.	Pct.	Freq.	Pct.	Freq.	Pct.		
1 No	150	100	546	100	2	100	715	99.7
2 Yes	0	0	1	0	0	0	2	0.3
Valid responses =	150	21	547	76	2	0	717	99.7

Invalid responses include no response.

63A12) Within the last 12 months, have you been diagnosed by a healthcare professional with any of the following?

Pneumonia

	Male		Female		Unknown		Total Freq.	Pct.
	Freq.	Pct.	Freq.	Pct.	Freq.	Pct.		
1 No	147	99	530	97	2	100	697	97.8
2 Yes	1	1	15	3	0	0	16	2.2
Valid responses =	148	21	545	76	2	0	713	99.2

Invalid responses include no response.



AMERICAN COLLEGE HEALTH ASSOCIATION

American College Health Association-National College Health Assessment (ACHA-NCHA III)

Institutional Data Report - Spring 2020

UNIVERSITY OF NORTHERN IOWA

American College Health Association
8455 Colesville Road, Suite 740
Silver Spring, MD 20910
(410) 859-1500
www.acha.org

April 7, 2020

FREQUENCY REPORT

Number of Surveys (n) = 719 Web Surveys

63A13) Within the last 12 months, have you been diagnosed by a healthcare professional with any of the following?

Shingles

	Male		Female		Unknown		Total Freq.	Pct.
	Freq.	Pct.	Freq.	Pct.	Freq.	Pct.		
1 No	149	100	542	100	2	100	710	99.7
2 Yes	0	0	2	0	0	0	2	0.3
Valid responses =	149	21	544	76	2	0	712	99.0

Invalid responses include no response.

63A14) Within the last 12 months, have you been diagnosed by a healthcare professional with any of the following?

Stomach or GI virus or bug, food poisoning, or gastritis

	Male		Female		Unknown		Total Freq.	Pct.
	Freq.	Pct.	Freq.	Pct.	Freq.	Pct.		
1 No	148	99	485	89	2	100	649	90.9
2 Yes	2	1	59	11	0	0	65	9.1
Valid responses =	150	21	544	76	2	0	714	99.3

Invalid responses include no response.

63A15) Within the last 12 months, have you been diagnosed by a healthcare professional with any of the following?

Urinary tract infection

	Male		Female		Unknown		Total Freq.	Pct.
	Freq.	Pct.	Freq.	Pct.	Freq.	Pct.		
1 No	148	99	464	85	2	100	628	87.8
2 Yes	2	1	81	15	0	0	87	12.2
Valid responses =	150	21	545	76	2	0	715	99.4

Invalid responses include no response.

63A16) Within the last 12 months, have you been diagnosed by a healthcare professional with any of the following?

Other short-term, temporary illness not listed above

	Male		Female		Unknown		Total Freq.	Pct.
	Freq.	Pct.	Freq.	Pct.	Freq.	Pct.		
1 No	129	99	440	94	2	100	583	95.0
2 Yes	2	2	29	6	0	0	31	5.0
Valid responses =	131	21	469	76	2	0	614	85.4

Invalid responses include no response.

63B1) Within the last 12 months, to what extent did the following negatively affect your academic performance?

(only includes students who have been diagnosed within the last 12 months)

Bronchitis

	Male		Female		Unknown		Total Freq.	Pct.
	Freq.	Pct.	Freq.	Pct.	Freq.	Pct.		
1 Did not affect academic performance	3	100	27	57	0	0	30	58.8
2 Negatively impacted performance in a class	0	0	18	38	0	0	19	37.3
3 Delayed progress towards degree	0	0	2	4	0	0	2	3.9
Valid responses =	3	6	47	92	0	0	51	7.1

Invalid responses include no response.

63B2) Within the last 12 months, to what extent did the following negatively affect your academic performance?

(only includes students who have been diagnosed within the last 12 months)

Chlamydia

	Male		Female		Unknown		Total Freq.	Pct.
	Freq.	Pct.	Freq.	Pct.	Freq.	Pct.		
1 Did not affect academic performance	0	0	5	100	0	0	7	100.0
2 Negatively impacted performance in a class	0	0	0	0	0	0	0	0.0
3 Delayed progress towards degree	0	0	0	0	0	0	0	0.0
Valid responses =	0	0	5	71	0	0	7	1.0

Invalid responses include no response.

63B3) Within the last 12 months, to what extent did the following negatively affect your academic performance?

(only includes students who have been diagnosed within the last 12 months)

Chicken Pox (Varicella)

	Male		Female		Unknown		Total Freq.	Pct.
	Freq.	Pct.	Freq.	Pct.	Freq.	Pct.		
1 Did not affect academic performance	0	0	1	100	0	0	1	100.0
2 Negatively impacted performance in a class	0	0	0	0	0	0	0	0.0
3 Delayed progress towards degree	0	0	0	0	0	0	0	0.0
Valid responses =	0	0	1	100	0	0	1	0.1

Invalid responses include no response.



AMERICAN COLLEGE HEALTH ASSOCIATION

American College Health Association-National College Health Assessment (ACHA-NCHA III)

Institutional Data Report - Spring 2020

UNIVERSITY OF NORTHERN IOWA

American College Health Association
8455 Colesville Road, Suite 740
Silver Spring, MD 20910
(410) 859-1500

April 7, 2020
FREQUENCY REPORT
Number of Surveys (n) =

719 Web Surveys

www.acha.org

63B4) Within the last 12 months, to what extent did the following negatively affect your academic performance?

(only includes students who have been diagnosed within the last 12 months)

Cold/virus or other respiratory illness (for example: sinus infection, ear infection, strep throat, tonsillitis, pharyngitis, or laryngitis)

	Male		Female		Unknown		Total Freq.	Pct.
	Freq.	Pct.	Freq.	Pct.	Freq.	Pct.		
1 Did not affect academic performance	28	67	159	64	1	100	193	63.7
2 Negatively impacted performance in a class	14	33	87	35	0	0	106	35.0
3 Delayed progress towards degree	0	0	4	2	0	0	4	1.3
Valid responses =	42	14	250	83	1	0	303	42.1

Invalid responses include no response.

63B5) Within the last 12 months, to what extent did the following negatively affect your academic performance?

(only includes students who have been diagnosed within the last 12 months)

Concussion

	Male		Female		Unknown		Total Freq.	Pct.
	Freq.	Pct.	Freq.	Pct.	Freq.	Pct.		
1 Did not affect academic performance	2	50	11	69	0	0	14	66.7
2 Negatively impacted performance in a class	2	50	5	31	0	0	7	33.3
3 Delayed progress towards degree	0	0	0	0	0	0	0	0.0
Valid responses =	4	19	16	76	0	0	21	2.9

Invalid responses include no response.

63B6) Within the last 12 months, to what extent did the following negatively affect your academic performance?

(only includes students who have been diagnosed within the last 12 months)

Gonorrhea

	Male		Female		Unknown		Total Freq.	Pct.
	Freq.	Pct.	Freq.	Pct.	Freq.	Pct.		
1 Did not affect academic performance	2	100	2	100	0	0	4	100.0
2 Negatively impacted performance in a class	0	0	0	0	0	0	0	0.0
3 Delayed progress towards degree	0	0	0	0	0	0	0	0.0
Valid responses =	2	50	2	50	0	0	4	0.6

Invalid responses include no response.

63B7) Within the last 12 months, to what extent did the following negatively affect your academic performance?

(only includes students who have been diagnosed within the last 12 months)

Flu (influenza) or flu-like illness

	Male		Female		Unknown		Total Freq.	Pct.
	Freq.	Pct.	Freq.	Pct.	Freq.	Pct.		
1 Did not affect academic performance	4	44	37	52	0	0	41	49.4
2 Negatively impacted performance in a class	5	56	32	45	0	0	40	48.2
3 Delayed progress towards degree	0	0	2	3	0	0	2	2.4
Valid responses =	9	11	71	86	0	0	83	11.5

Invalid responses include no response.

63B8) Within the last 12 months, to what extent did the following negatively affect your academic performance?

(only includes students who have been diagnosed within the last 12 months)

Mumps

	Male		Female		Unknown		Total Freq.	Pct.
	Freq.	Pct.	Freq.	Pct.	Freq.	Pct.		
1 Did not affect academic performance	0	0	1	100	0	0	1	100.0
2 Negatively impacted performance in a class	0	0	0	0	0	0	0	0.0
3 Delayed progress towards degree	0	0	0	0	0	0	0	0.0
Valid responses =	0	0	1	100	0	0	1	0.1

Invalid responses include no response.

63B9) Within the last 12 months, to what extent did the following negatively affect your academic performance?

(only includes students who have been diagnosed within the last 12 months)

Mononucleosis (mono)

	Male		Female		Unknown		Total Freq.	Pct.
	Freq.	Pct.	Freq.	Pct.	Freq.	Pct.		
1 Did not affect academic performance	0	0	3	33	0	0	3	27.3
2 Negatively impacted performance in a class	0	0	4	44	0	0	5	45.5
3 Delayed progress towards degree	1	100	2	22	0	0	3	27.3
Valid responses =	1	9	9	82	0	0	11	1.5

Invalid responses include no response.

63B10) Within the last 12 months, to what extent did the following negatively affect your academic performance?

(only includes students who have been diagnosed within the last 12 months)

Orthopedic injury (for example: broken bone, fracture, sprain, bursitis, tendinitis, or ligament injury)

	Male		Female		Unknown		Total Freq.	Pct.
	Freq.	Pct.	Freq.	Pct.	Freq.	Pct.		
1 Did not affect academic performance	5	83	32	74	0	0	38	74.5
2 Negatively impacted performance in a class	1	17	10	23	0	0	12	23.5
3 Delayed progress towards degree	0	0	1	2	0	0	1	2.0
Valid responses =	6	12	43	84	0	0	51	7.1

Invalid responses include no response.



AMERICAN COLLEGE HEALTH ASSOCIATION

American College Health Association-National College Health Assessment (ACHA-NCHA III)

Institutional Data Report - Spring 2020

UNIVERSITY OF NORTHERN IOWA

American College Health Association
8455 Colesville Road, Suite 740
Silver Spring, MD 20910
(410) 859-1500
www.acha.org

April 7, 2020

FREQUENCY REPORT

Number of Surveys (n) =

719 Web Surveys

63B11) Within the last 12 months, to what extent did the following negatively affect your academic performance?

(only includes students who have been diagnosed within the last 12 months)

Pelvic Inflammatory Disease

	Male		Female		Unknown		Total Freq.	Pct.	
	Freq.	Pct.	Freq.	Pct.	Freq.	Pct.			
1 Did not affect academic performance	0	0	1	100	0	0	2	100.0	
2 Negatively impacted performance in a class	0	0	0	0	0	0	0	0.0	
3 Delayed progress towards degree	0	0	0	0	0	0	0	0.0	
Valid responses =	0	0	1	50	0	0	2	0.3	

Invalid responses include no response.

63B12) Within the last 12 months, to what extent did the following negatively affect your academic performance?

(only includes students who have been diagnosed within the last 12 months)

Pneumonia

	Male		Female		Unknown		Total Freq.	Pct.	
	Freq.	Pct.	Freq.	Pct.	Freq.	Pct.			
1 Did not affect academic performance	1	100	5	33	0	0	6	37.5	
2 Negatively impacted performance in a class	0	0	10	67	0	0	10	62.5	
3 Delayed progress towards degree	0	0	0	0	0	0	0	0.0	
Valid responses =	1	6	15	94	0	0	16	2.2	

Invalid responses include no response.

63B13) Within the last 12 months, to what extent did the following negatively affect your academic performance?

(only includes students who have been diagnosed within the last 12 months)

Shingles

	Male		Female		Unknown		Total Freq.	Pct.	
	Freq.	Pct.	Freq.	Pct.	Freq.	Pct.			
1 Did not affect academic performance	0	0	1	50	0	0	1	50.0	
2 Negatively impacted performance in a class	0	0	1	50	0	0	1	50.0	
3 Delayed progress towards degree	0	0	0	0	0	0	0	0.0	
Valid responses =	0	0	2	100	0	0	2	0.3	

Invalid responses include no response.

63B14) Within the last 12 months, to what extent did the following negatively affect your academic performance?

(only includes students who have been diagnosed within the last 12 months)

Stomach or GI virus or bug, food poisoning, or gastritis

	Male		Female		Unknown		Total Freq.	Pct.	
	Freq.	Pct.	Freq.	Pct.	Freq.	Pct.			
1 Did not affect academic performance	2	100	40	70	0	0	44	69.8	
2 Negatively impacted performance in a class	0	0	15	26	0	0	17	27.0	
3 Delayed progress towards degree	0	0	2	4	0	0	2	3.2	
Valid responses =	2	3	57	90	0	0	63	8.8	

Invalid responses include no response.

63B15) Within the last 12 months, to what extent did the following negatively affect your academic performance?

(only includes students who have been diagnosed within the last 12 months)

Urinary tract infection

	Male		Female		Unknown		Total Freq.	Pct.	
	Freq.	Pct.	Freq.	Pct.	Freq.	Pct.			
1 Did not affect academic performance	2	100	68	86	0	0	74	87.1	
2 Negatively impacted performance in a class	0	0	11	14	0	0	11	12.9	
3 Delayed progress towards degree	0	0	0	0	0	0	0	0.0	
Valid responses =	2	2	79	93	0	0	85	11.8	

Invalid responses include no response.

63B16) Within the last 12 months, to what extent did the following negatively affect your academic performance?

(only includes students who have been diagnosed within the last 12 months)

Other short-term, temporary illness not listed above

	Male		Female		Unknown		Total Freq.	Pct.	
	Freq.	Pct.	Freq.	Pct.	Freq.	Pct.			
1 Did not affect academic performance	1	50	18	62	0	0	19	61.3	
2 Negatively impacted performance in a class	1	50	8	28	0	0	9	29.0	
3 Delayed progress towards degree	0	0	3	10	0	0	3	9.7	
Valid responses =	2	6	29	94	0	0	31	4.3	

Invalid responses include no response.

64) Have you ever been tested for HIV?

	Male		Female		Unknown		Total Freq.	Pct.	
	Freq.	Pct.	Freq.	Pct.	Freq.	Pct.			
1 Yes, within the last 12 months	12	8	78	14	0	0	93	13.0	
2 Yes, more than 12 months ago	13	9	51	9	0	0	67	9.4	
3 No	108	72	327	60	1	50	445	62.2	
4 Unsure	18	12	89	16	1	50	111	15.5	
Valid responses =	151	21	545	76	2	0	716	99.6	

Invalid responses include no response.



AMERICAN COLLEGE HEALTH ASSOCIATION

American College Health Association-National College Health Assessment (ACHA-NCHA III)

Institutional Data Report - Spring 2020

UNIVERSITY OF NORTHERN IOWA

American College Health Association
8455 Colesville Road, Suite 740
Silver Spring, MD 20910
(410) 859-1500

April 7, 2020
FREQUENCY REPORT
Number of Surveys (n) =

719 Web Surveys

www.acha.org

65A1) Have you ever been diagnosed by a healthcare or mental health professional with any of the following ongoing or chronic conditions?

Acne

	Male		Female		Unknown		Total		Pct.
	Freq.	Pct.	Freq.	Pct.	Freq.	Pct.	Freq.	Pct.	
1 No	129	86	386	71	1	50	528	73.9	
2 Yes	21	14	158	29	1	50	186	26.1	
Valid responses =	150	21	544	76	2	0	714	99.3	

Invalid responses include no response.

65A2) Have you ever been diagnosed by a healthcare or mental health professional with any of the following ongoing or chronic conditions?

ADD/ADHD - Attention Deficit/Hyperactivity Disorder

	Male		Female		Unknown		Total		Pct.
	Freq.	Pct.	Freq.	Pct.	Freq.	Pct.	Freq.	Pct.	
1 No	137	91	523	96	1	50	677	94.3	
2 Yes	14	9	24	4	1	50	41	5.7	
Valid responses =	151	21	547	76	2	0	718	99.9	

Invalid responses include no response.

65A3) Have you ever been diagnosed by a healthcare or mental health professional with any of the following ongoing or chronic conditions?

Alcohol or Other Drug-Related Abuse or Addiction

	Male		Female		Unknown		Total		Pct.
	Freq.	Pct.	Freq.	Pct.	Freq.	Pct.	Freq.	Pct.	
1 No	151	100	543	99	2	100	714	99.4	
2 Yes	0	0	4	1	0	0	4	0.6	
Valid responses =	151	21	547	76	2	0	718	99.9	

Invalid responses include no response.

65A4) Have you ever been diagnosed by a healthcare or mental health professional with any of the following ongoing or chronic conditions?

Allergies - food allergy

	Male		Female		Unknown		Total		Pct.
	Freq.	Pct.	Freq.	Pct.	Freq.	Pct.	Freq.	Pct.	
1 No	143	95	501	92	2	100	663	92.6	
2 Yes	7	5	45	8	0	0	53	7.4	
Valid responses =	150	21	546	76	2	0	716	99.6	

Invalid responses include no response.

65A5) Have you ever been diagnosed by a healthcare or mental health professional with any of the following ongoing or chronic conditions?

Allergies - animals/pets

	Male		Female		Unknown		Total		Pct.
	Freq.	Pct.	Freq.	Pct.	Freq.	Pct.	Freq.	Pct.	
1 No	143	95	473	87	2	100	635	88.7	
2 Yes	8	5	72	13	0	0	81	11.3	
Valid responses =	151	21	545	76	2	0	716	99.6	

Invalid responses include no response.

65A6) Have you ever been diagnosed by a healthcare or mental health professional with any of the following ongoing or chronic conditions?

Allergies - environmental (for example: pollen, grass, dust, mold)

	Male		Female		Unknown		Total		Pct.
	Freq.	Pct.	Freq.	Pct.	Freq.	Pct.	Freq.	Pct.	
1 No	116	77	397	73	1	50	525	73.5	
2 Yes	35	23	146	27	1	50	189	26.5	
Valid responses =	151	21	543	76	2	0	714	99.3	

Invalid responses include no response.

65A7) Have you ever been diagnosed by a healthcare or mental health professional with any of the following ongoing or chronic conditions?

Anxiety (for example: Generalized Anxiety, Social Anxiety, Panic Disorder, Specific Phobia)

	Male		Female		Unknown		Total		Pct.
	Freq.	Pct.	Freq.	Pct.	Freq.	Pct.	Freq.	Pct.	
1 No	125	83	346	63	2	100	482	67.1	
2 Yes	26	17	201	37	0	0	236	32.9	
Valid responses =	151	21	547	76	2	0	718	99.9	

Invalid responses include no response.

65A8) Have you ever been diagnosed by a healthcare or mental health professional with any of the following ongoing or chronic conditions?

Asthma

	Male		Female		Unknown		Total		Pct.
	Freq.	Pct.	Freq.	Pct.	Freq.	Pct.	Freq.	Pct.	
1 No	129	87	464	86	2	100	609	85.8	
2 Yes	20	13	78	14	0	0	101	14.2	
Valid responses =	149	21	542	76	2	0	710	98.7	

Invalid responses include no response.



AMERICAN COLLEGE HEALTH ASSOCIATION

American College Health Association-National College Health Assessment (ACHA-NCHA III)

Institutional Data Report - Spring 2020

UNIVERSITY OF NORTHERN IOWA

American College Health Association
8455 Colesville Road, Suite 740
Silver Spring, MD 20910
(410) 859-1500

April 7, 2020
FREQUENCY REPORT
Number of Surveys (n) =

719 Web Surveys

www.acha.org

65A9) Have you ever been diagnosed by a healthcare or mental health professional with any of the following ongoing or chronic conditions?

Autism spectrum

	Male		Female		Unknown		Total		Pct.
	Freq.	Pct.	Freq.	Pct.	Freq.	Pct.	Freq.	Pct.	
1 No	146	97	539	100	2	100	704	99.0	
2 Yes	4	3	2	0	0	0	7	1.0	
Valid responses =	150	21	541	76	2	0	711	98.9	

Invalid responses include no response.

65A10) Have you ever been diagnosed by a healthcare or mental health professional with any of the following ongoing or chronic conditions?

Bipolar and Related Conditions (for example: Bipolar I, II, Hypomanic Episode)

	Male		Female		Unknown		Total		Pct.
	Freq.	Pct.	Freq.	Pct.	Freq.	Pct.	Freq.	Pct.	
1 No	150	100	536	99	2	100	705	98.9	
2 Yes	0	0	7	1	0	0	8	1.1	
Valid responses =	150	21	543	76	2	0	713	99.2	

Invalid responses include no response.

65A11) Have you ever been diagnosed by a healthcare or mental health professional with any of the following ongoing or chronic conditions?

Borderline Personality Disorder (BPD), Avoidant Personality, Dependent Personality, or another personality disorder

	Male		Female		Unknown		Total		Pct.
	Freq.	Pct.	Freq.	Pct.	Freq.	Pct.	Freq.	Pct.	
1 No	150	99	541	99	2	100	708	98.6	
2 Yes	1	1	6	1	0	0	10	1.4	
Valid responses =	151	21	547	76	2	0	718	99.9	

Invalid responses include no response.

65A12) Have you ever been diagnosed by a healthcare or mental health professional with any of the following ongoing or chronic conditions?

Cancer

	Male		Female		Unknown		Total		Pct.
	Freq.	Pct.	Freq.	Pct.	Freq.	Pct.	Freq.	Pct.	
1 No	151	100	543	99	2	100	714	99.4	
2 Yes	0	0	4	1	0	0	4	0.6	
Valid responses =	151	21	547	76	2	0	718	99.9	

Invalid responses include no response.

65A13) Have you ever been diagnosed by a healthcare or mental health professional with any of the following ongoing or chronic conditions?

Celiac disease

	Male		Female		Unknown		Total		Pct.
	Freq.	Pct.	Freq.	Pct.	Freq.	Pct.	Freq.	Pct.	
1 No	151	100	531	99	2	100	702	99.2	
2 Yes	0	0	6	1	0	0	6	0.8	
Valid responses =	151	21	537	76	2	0	708	98.5	

Invalid responses include no response.

65A14) Have you ever been diagnosed by a healthcare or mental health professional with any of the following ongoing or chronic conditions?

Chronic pain (for example: back or joint pain, arthritis, nerve pain)

	Male		Female		Unknown		Total		Pct.
	Freq.	Pct.	Freq.	Pct.	Freq.	Pct.	Freq.	Pct.	
1 No	144	95	503	92	2	100	667	93.2	
2 Yes	7	5	42	8	0	0	49	6.8	
Valid responses =	151	21	545	76	2	0	716	99.6	

Invalid responses include no response.

65A15) Have you ever been diagnosed by a healthcare or mental health professional with any of the following ongoing or chronic conditions?

Depression (for example: Major depression, persistent depressive disorder, disruptive mood disorder)

	Male		Female		Unknown		Total		Pct.
	Freq.	Pct.	Freq.	Pct.	Freq.	Pct.	Freq.	Pct.	
1 No	124	82	378	69	2	100	511	71.2	
2 Yes	27	18	169	31	0	0	207	28.8	
Valid responses =	151	21	547	76	2	0	718	99.9	

Invalid responses include no response.

65A16) Have you ever been diagnosed by a healthcare or mental health professional with any of the following ongoing or chronic conditions?

Diabetes or pre-diabetes/insulin resistance

	Male		Female		Unknown		Total		Pct.
	Freq.	Pct.	Freq.	Pct.	Freq.	Pct.	Freq.	Pct.	
1 No	148	98	536	98	2	100	703	97.9	
2 Yes	3	2	11	2	0	0	15	2.1	
Valid responses =	151	21	547	76	2	0	718	99.9	

Invalid responses include no response.



AMERICAN COLLEGE HEALTH ASSOCIATION

American College Health Association-National College Health Assessment (ACHA-NCHA III)

Institutional Data Report - Spring 2020

UNIVERSITY OF NORTHERN IOWA

American College Health Association

8455 Colesville Road, Suite 740

Silver Spring, MD 20910

(410) 859-1500

www.acha.org

April 7, 2020

FREQUENCY REPORT

Number of Surveys (n) = 719 Web Surveys

**65A17) Have you ever been diagnosed by a healthcare or mental health professional with any of the following ongoing or chronic conditions?
Eating Disorders (for example: Anorexia Nervosa, Bulimia Nervosa, Binge-Eating)**

	Male		Female		Unknown		Total		Pct.
	Freq.	Pct.	Freq.	Pct.	Freq.	Pct.	Freq.	Pct.	
1 No	151	100	522	96	2	100	691	96.5	
2 Yes	0	0	23	4	0	0	25	3.5	
Valid responses =	151	21	545	76	2	0	716	99.6	

Invalid responses include no response.

**65A18) Have you ever been diagnosed by a healthcare or mental health professional with any of the following ongoing or chronic conditions?
Endometriosis**

	Male		Female		Unknown		Total		Pct.
	Freq.	Pct.	Freq.	Pct.	Freq.	Pct.	Freq.	Pct.	
1 No	151	100	531	97	2	100	702	97.8	
2 Yes	0	0	16	3	0	0	16	2.2	
Valid responses =	151	21	547	76	2	0	718	99.9	

Invalid responses include no response.

**65A19) Have you ever been diagnosed by a healthcare or mental health professional with any of the following ongoing or chronic conditions?
Gambling Disorder**

	Male		Female		Unknown		Total		Pct.
	Freq.	Pct.	Freq.	Pct.	Freq.	Pct.	Freq.	Pct.	
1 No	148	99	542	100	2	100	710	99.9	
2 Yes	1	1	0	0	0	0	1	0.1	
Valid responses =	149	21	542	76	2	0	711	98.9	

Invalid responses include no response.

**65A20) Have you ever been diagnosed by a healthcare or mental health professional with any of the following ongoing or chronic conditions?
Genital herpes**

	Male		Female		Unknown		Total		Pct.
	Freq.	Pct.	Freq.	Pct.	Freq.	Pct.	Freq.	Pct.	
1 No	149	100	537	99	2	100	705	99.3	
2 Yes	0	0	4	1	0	0	5	0.7	
Valid responses =	149	21	541	76	2	0	710	98.7	

Invalid responses include no response.

**65A21) Have you ever been diagnosed by a healthcare or mental health professional with any of the following ongoing or chronic conditions?
Gastroesophageal Reflux Disease (GERD) or acid reflux**

	Male		Female		Unknown		Total		Pct.
	Freq.	Pct.	Freq.	Pct.	Freq.	Pct.	Freq.	Pct.	
1 No	146	97	508	93	2	100	671	93.8	
2 Yes	4	3	37	7	0	0	44	6.2	
Valid responses =	150	21	545	76	2	0	715	99.4	

Invalid responses include no response.

**65A22) Have you ever been diagnosed by a healthcare or mental health professional with any of the following ongoing or chronic conditions?
Heart & vascular disorders (for example: atrial fibrillation or other cardiac arrhythmia, mitral valve prolapse or other valvular heart disease, congenital heart condition)**

	Male		Female		Unknown		Total		Pct.
	Freq.	Pct.	Freq.	Pct.	Freq.	Pct.	Freq.	Pct.	
1 No	148	98	534	98	2	100	702	97.9	
2 Yes	3	2	12	2	0	0	15	2.1	
Valid responses =	151	21	546	76	2	0	717	99.7	

Invalid responses include no response.

**65A23) Have you ever been diagnosed by a healthcare or mental health professional with any of the following ongoing or chronic conditions?
Hepatitis B or C**

	Male		Female		Unknown		Total		Pct.
	Freq.	Pct.	Freq.	Pct.	Freq.	Pct.	Freq.	Pct.	
1 No	150	100	543	100	2	100	713	99.9	
2 Yes	0	0	1	0	0	0	1	0.1	
Valid responses =	150	21	544	76	2	0	714	99.3	

Invalid responses include no response.

**65A24) Have you ever been diagnosed by a healthcare or mental health professional with any of the following ongoing or chronic conditions?
High blood pressure (hypertension)**

	Male		Female		Unknown		Total		Pct.
	Freq.	Pct.	Freq.	Pct.	Freq.	Pct.	Freq.	Pct.	
1 No	147	97	531	98	2	100	696	97.6	
2 Yes	4	3	12	2	0	0	17	2.4	
Valid responses =	151	21	543	76	2	0	713	99.2	

Invalid responses include no response.



AMERICAN COLLEGE HEALTH ASSOCIATION

American College Health Association-National College Health Assessment (ACHA-NCHA III)
Institutional Data Report - Spring 2020

American College Health Association
8455 Colesville Road, Suite 740
Silver Spring, MD 20910
(410) 859-1500
www.acha.org

UNIVERSITY OF NORTHERN IOWA

April 7, 2020
FREQUENCY REPORT
Number of Surveys (n) = 719 Web Surveys

65A25) Have you ever been diagnosed by a healthcare or mental health professional with any of the following ongoing or chronic conditions? High cholesterol (hyperlipidemia)

	Male		Female		Unknown		Total		Pct.
	Freq.	Pct.	Freq.	Pct.	Freq.	Pct.	Freq.	Pct.	
1 No	150	99	538	99	2	100	707	98.6	
2 Yes	1	1	8	2	0	0	10	1.4	
Valid responses =	151	21	546	76	2	0	717	99.7	

Invalid responses include no response.

65A26) Have you ever been diagnosed by a healthcare or mental health professional with any of the following ongoing or chronic conditions? HIV or AIDS

	Male		Female		Unknown		Total		Pct.
	Freq.	Pct.	Freq.	Pct.	Freq.	Pct.	Freq.	Pct.	
1 No	148	99	538	100	2	100	706	99.9	
2 Yes	1	1	0	0	0	0	1	0.1	
Valid responses =	149	21	538	76	2	0	707	98.3	

Invalid responses include no response.

65A27) Have you ever been diagnosed by a healthcare or mental health professional with any of the following ongoing or chronic conditions? Human papillomavirus (HPV) or genital warts

	Male		Female		Unknown		Total		Pct.
	Freq.	Pct.	Freq.	Pct.	Freq.	Pct.	Freq.	Pct.	
1 No	151	100	538	99	2	100	709	98.9	
2 Yes	0	0	8	2	0	0	8	1.1	
Valid responses =	151	21	546	76	2	0	717	99.7	

Invalid responses include no response.

65A28) Have you ever been diagnosed by a healthcare or mental health professional with any of the following ongoing or chronic conditions? Insomnia

	Male		Female		Unknown		Total		Pct.
	Freq.	Pct.	Freq.	Pct.	Freq.	Pct.	Freq.	Pct.	
1 No	148	98	508	93	2	100	673	94.1	
2 Yes	3	2	36	7	0	0	42	5.9	
Valid responses =	151	21	544	76	2	0	715	99.4	

Invalid responses include no response.

65A29) Have you ever been diagnosed by a healthcare or mental health professional with any of the following ongoing or chronic conditions? Irritable bowel syndrome (spastic colon or spastic bowel)

	Male		Female		Unknown		Total		Pct.
	Freq.	Pct.	Freq.	Pct.	Freq.	Pct.	Freq.	Pct.	
1 No	150	99	509	93	2	100	677	94.3	
2 Yes	1	1	38	7	0	0	41	5.7	
Valid responses =	151	21	547	76	2	0	718	99.9	

Invalid responses include no response.

65A30) Have you ever been diagnosed by a healthcare or mental health professional with any of the following ongoing or chronic conditions? Migraine headaches

	Male		Female		Unknown		Total		Pct.
	Freq.	Pct.	Freq.	Pct.	Freq.	Pct.	Freq.	Pct.	
1 No	146	97	448	83	2	100	609	85.4	
2 Yes	5	3	94	17	0	0	104	14.6	
Valid responses =	151	21	542	76	2	0	713	99.2	

Invalid responses include no response.

65A31) Have you ever been diagnosed by a healthcare or mental health professional with any of the following ongoing or chronic conditions? Obsessive-Compulsive and Related Conditions (for example: OCD, Body Dysmorphia, Hoarding, Trichotillomania, other body-focused repetitive behavior disorders)

	Male		Female		Unknown		Total		Pct.
	Freq.	Pct.	Freq.	Pct.	Freq.	Pct.	Freq.	Pct.	
1 No	149	99	530	97	2	100	697	97.1	
2 Yes	2	1	17	3	0	0	21	2.9	
Valid responses =	151	21	547	76	2	0	718	99.9	

Invalid responses include no response.

65A32) Have you ever been diagnosed by a healthcare or mental health professional with any of the following ongoing or chronic conditions? Polycystic Ovarian Syndrome (PCOS)

	Male		Female		Unknown		Total		Pct.
	Freq.	Pct.	Freq.	Pct.	Freq.	Pct.	Freq.	Pct.	
1 No	151	100	532	97	2	100	703	98.0	
2 Yes	0	0	14	3	0	0	14	2.0	
Valid responses =	151	21	546	76	2	0	717	99.7	

Invalid responses include no response.



AMERICAN COLLEGE HEALTH ASSOCIATION

American College Health Association-National College Health Assessment (ACHA-NCHA III)

Institutional Data Report - Spring 2020

UNIVERSITY OF NORTHERN IOWA

American College Health Association
8455 Colesville Road, Suite 740
Silver Spring, MD 20910
(410) 859-1500

April 7, 2020
FREQUENCY REPORT
Number of Surveys (n) =

719 Web Surveys

www.acha.org

**65A33) Have you ever been diagnosed by a healthcare or mental health professional with any of the following ongoing or chronic conditions?
PTSD (Posttraumatic Stress Disorder), Acute Stress Disorder, Adjustment Disorder, or another trauma- or stressor-related condition**

	Male		Female		Unknown		Total		Pct.
	Freq.	Pct.	Freq.	Pct.	Freq.	Pct.	Freq.	Pct.	
1 No	150	99	508	93	2	100	675	94.1	
2 Yes	1	1	38	7	0	0	42	5.9	
Valid responses =	151	21	546	76	2	0	717	99.7	

Invalid responses include no response.

**65A34) Have you ever been diagnosed by a healthcare or mental health professional with any of the following ongoing or chronic conditions?
Schizophrenia and Other Psychotic Conditions (for example: Schizophrenia, Schizoaffective Disorder, Schizophreniform Disorder, Delusional Disorder)**

	Male		Female		Unknown		Total		Pct.
	Freq.	Pct.	Freq.	Pct.	Freq.	Pct.	Freq.	Pct.	
1 No	150	99	547	100	2	100	717	99.9	
2 Yes	1	1	0	0	0	0	1	0.1	
Valid responses =	151	21	547	76	2	0	718	99.9	

Invalid responses include no response.

**65A35) Have you ever been diagnosed by a healthcare or mental health professional with any of the following ongoing or chronic conditions?
Sleep Apnea**

	Male		Female		Unknown		Total		Pct.
	Freq.	Pct.	Freq.	Pct.	Freq.	Pct.	Freq.	Pct.	
1 No	149	99	537	99	2	100	705	98.6	
2 Yes	2	1	8	2	0	0	10	1.4	
Valid responses =	151	21	545	76	2	0	715	99.4	

Invalid responses include no response.

**65A36) Have you ever been diagnosed by a healthcare or mental health professional with any of the following ongoing or chronic conditions?
Thyroid condition or disorder**

	Male		Female		Unknown		Total		Pct.
	Freq.	Pct.	Freq.	Pct.	Freq.	Pct.	Freq.	Pct.	
1 No	149	99	527	97	2	100	696	97.5	
2 Yes	1	1	17	3	0	0	18	2.5	
Valid responses =	150	21	544	76	2	0	714	99.3	

Invalid responses include no response.

**65A37) Have you ever been diagnosed by a healthcare or mental health professional with any of the following ongoing or chronic conditions?
Tourette's or other neurodevelopmental condition not already listed**

	Male		Female		Unknown		Total		Pct.
	Freq.	Pct.	Freq.	Pct.	Freq.	Pct.	Freq.	Pct.	
1 No	151	100	544	100	2	100	715	100.0	
2 Yes	0	0	0	0	0	0	0	0.0	
Valid responses =	151	21	544	76	2	0	715	99.4	

Invalid responses include no response.

**65A38) Have you ever been diagnosed by a healthcare or mental health professional with any of the following ongoing or chronic conditions?
Traumatic brain injury (TBI)**

	Male		Female		Unknown		Total		Pct.
	Freq.	Pct.	Freq.	Pct.	Freq.	Pct.	Freq.	Pct.	
1 No	147	99	537	99	2	100	704	99.0	
2 Yes	2	1	5	1	0	0	7	1.0	
Valid responses =	149	21	542	76	2	0	711	98.9	

Invalid responses include no response.

**65A39) Have you ever been diagnosed by a healthcare or mental health professional with any of the following ongoing or chronic conditions?
Urinary system disorder (for example: bladder or kidney disease, urinary reflux, interstitial cystitis)**

	Male		Female		Unknown		Total		Pct.
	Freq.	Pct.	Freq.	Pct.	Freq.	Pct.	Freq.	Pct.	
1 No	150	99	535	98	2	100	705	98.3	
2 Yes	1	1	11	2	0	0	12	1.7	
Valid responses =	151	21	546	76	2	0	717	99.7	

Invalid responses include no response.

**65A40) Have you ever been diagnosed by a healthcare or mental health professional with any of the following ongoing or chronic conditions?
Other ongoing or chronic condition not listed above**

	Male		Female		Unknown		Total		Pct.
	Freq.	Pct.	Freq.	Pct.	Freq.	Pct.	Freq.	Pct.	
1 No	140	98	486	94	2	100	643	94.8	
2 Yes	3	2	32	6	0	0	35	5.2	
Valid responses =	143	21	518	76	2	0	678	94.3	

Invalid responses include no response.



AMERICAN COLLEGE HEALTH ASSOCIATION

American College Health Association-National College Health Assessment (ACHA-NCHA III)

Institutional Data Report - Spring 2020

American College Health Association

8455 Colesville Road, Suite 740

Silver Spring, MD 20910

(410) 859-1500

www.acha.org

UNIVERSITY OF NORTHERN IOWA

April 7, 2020

FREQUENCY REPORT

Number of Surveys (n) =

719 Web Surveys

65B1) Please indicate in which of the following categories you have an other ongoing or chronic condition that has been diagnosed by a healthcare or mental health professional. (only includes students that selected having an other ongoing or chronic condition not listed above)

Allergic & immunologic disorder

	Male		Female		Unknown		Total		Pct.
	Freq.	Pct.	Freq.	Pct.	Freq.	Pct.	Freq.		
1 No	3	100	23	85	0	0	26	86.7	
2 Yes	0	0	4	15	0	0	4	13.3	
Valid responses =	3	10	27	90	0	0	30	4.2	

Invalid responses include no response.

65B2) Please indicate in which of the following categories you have an other ongoing or chronic condition that has been diagnosed by a healthcare or mental health professional. (only includes students that selected having an other ongoing or chronic condition not listed above)

Autoimmune disorder

	Male		Female		Unknown		Total		Pct.
	Freq.	Pct.	Freq.	Pct.	Freq.	Pct.	Freq.		
1 No	3	100	21	75	0	0	24	77.4	
2 Yes	0	0	7	25	0	0	7	22.6	
Valid responses =	3	10	28	90	0	0	31	4.3	

Invalid responses include no response.

65B3) Please indicate in which of the following categories you have an other ongoing or chronic condition that has been diagnosed by a healthcare or mental health professional. (only includes students that selected having an other ongoing or chronic condition not listed above)

Blood disorder

	Male		Female		Unknown		Total		Pct.
	Freq.	Pct.	Freq.	Pct.	Freq.	Pct.	Freq.		
1 No	3	100	24	92	0	0	27	93.1	
2 Yes	0	0	2	8	0	0	2	6.9	
Valid responses =	3	10	26	90	0	0	29	4.0	

Invalid responses include no response.

65B4) Please indicate in which of the following categories you have an other ongoing or chronic condition that has been diagnosed by a healthcare or mental health professional. (only includes students that selected having an other ongoing or chronic condition not listed above)

Brain & nervous system disorder

	Male		Female		Unknown		Total		Pct.
	Freq.	Pct.	Freq.	Pct.	Freq.	Pct.	Freq.		
1 No	3	100	22	79	0	0	25	80.6	
2 Yes	0	0	6	21	0	0	6	19.4	
Valid responses =	3	10	28	90	0	0	31	4.3	

Invalid responses include no response.

65B5) Please indicate in which of the following categories you have an other ongoing or chronic condition that has been diagnosed by a healthcare or mental health professional. (only includes students that selected having an other ongoing or chronic condition not listed above)

Hair, skin, nails disorder

	Male		Female		Unknown		Total		Pct.
	Freq.	Pct.	Freq.	Pct.	Freq.	Pct.	Freq.		
1 No	3	100	24	89	0	0	27	90.0	
2 Yes	0	0	3	11	0	0	3	10.0	
Valid responses =	3	10	27	90	0	0	30	4.2	

Invalid responses include no response.

65B6) Please indicate in which of the following categories you have an other ongoing or chronic condition that has been diagnosed by a healthcare or mental health professional. (only includes students that selected having an other ongoing or chronic condition not listed above)

Digestive system disorder

	Male		Female		Unknown		Total		Pct.
	Freq.	Pct.	Freq.	Pct.	Freq.	Pct.	Freq.		
1 No	2	67	19	70	0	0	21	70.0	
2 Yes	1	33	8	30	0	0	9	30.0	
Valid responses =	3	10	27	90	0	0	30	4.2	

Invalid responses include no response.

65B7) Please indicate in which of the following categories you have an other ongoing or chronic condition that has been diagnosed by a healthcare or mental health professional. (only includes students that selected having an other ongoing or chronic condition not listed above)

Endocrine system disorder

	Male		Female		Unknown		Total		Pct.
	Freq.	Pct.	Freq.	Pct.	Freq.	Pct.	Freq.		
1 No	3	100	24	92	0	0	27	93.1	
2 Yes	0	0	2	8	0	0	2	6.9	
Valid responses =	3	10	26	90	0	0	29	4.0	

Invalid responses include no response.



AMERICAN COLLEGE HEALTH ASSOCIATION

American College Health Association-National College Health Assessment (ACHA-NCHA III)

Institutional Data Report - Spring 2020

UNIVERSITY OF NORTHERN IOWA

American College Health Association
8455 Colesville Road, Suite 740
Silver Spring, MD 20910
(410) 859-1500
www.acha.org

April 7, 2020

FREQUENCY REPORT

Number of Surveys (n) = 719 Web Surveys

65B8) Please indicate in which of the following categories you have an other ongoing or chronic condition that has been diagnosed by a healthcare or mental health professional. (only includes students that selected having an other ongoing or chronic condition not listed above)
Eye/ear/nose/throat disorder

	Male		Female		Unknown		Total		Pct.
	Freq.	Pct.	Freq.	Pct.	Freq.	Pct.	Freq.	Pct.	
1 No	1	33	23	89	0	0	24	82.8	
2 Yes	2	67	3	12	0	0	5	17.2	
Valid responses =	3	10	26	90	0	0	29	4.0	

Invalid responses include no response.

65B9) Please indicate in which of the following categories you have an other ongoing or chronic condition that has been diagnosed by a healthcare or mental health professional. (only includes students that selected having an other ongoing or chronic condition not listed above)
Heart & vascular disorder

	Male		Female		Unknown		Total		Pct.
	Freq.	Pct.	Freq.	Pct.	Freq.	Pct.	Freq.	Pct.	
1 No	3	100	25	93	0	0	28	93.3	
2 Yes	0	0	2	7	0	0	2	6.7	
Valid responses =	3	10	27	90	0	0	30	4.2	

Invalid responses include no response.

65B10) Please indicate in which of the following categories you have an other ongoing or chronic condition that has been diagnosed by a healthcare or mental health professional. (only includes students that selected having an other ongoing or chronic condition not listed above)
Infectious disease

	Male		Female		Unknown		Total		Pct.
	Freq.	Pct.	Freq.	Pct.	Freq.	Pct.	Freq.	Pct.	
1 No	3	100	26	100	0	0	29	100.0	
2 Yes	0	0	0	0	0	0	0	0.0	
Valid responses =	3	10	26	90	0	0	29	4.0	

Invalid responses include no response.

65B11) Please indicate in which of the following categories you have an other ongoing or chronic condition that has been diagnosed by a healthcare or mental health professional. (only includes students that selected having an other ongoing or chronic condition not listed above)
Mental health/psychological disorder

	Male		Female		Unknown		Total		Pct.
	Freq.	Pct.	Freq.	Pct.	Freq.	Pct.	Freq.	Pct.	
1 No	3	100	23	89	0	0	26	89.7	
2 Yes	0	0	3	12	0	0	3	10.3	
Valid responses =	3	10	26	90	0	0	29	4.0	

Invalid responses include no response.

65B12) Please indicate in which of the following categories you have an other ongoing or chronic condition that has been diagnosed by a healthcare or mental health professional. (only includes students that selected having an other ongoing or chronic condition not listed above)
Musculoskeletal disorder

	Male		Female		Unknown		Total		Pct.
	Freq.	Pct.	Freq.	Pct.	Freq.	Pct.	Freq.	Pct.	
1 No	3	100	25	93	0	0	28	93.3	
2 Yes	0	0	2	7	0	0	2	6.7	
Valid responses =	3	10	27	90	0	0	30	4.2	

Invalid responses include no response.

65B13) Please indicate in which of the following categories you have an other ongoing or chronic condition that has been diagnosed by a healthcare or mental health professional. (only includes students that selected having an other ongoing or chronic condition not listed above)
Reproductive system disorder

	Male		Female		Unknown		Total		Pct.
	Freq.	Pct.	Freq.	Pct.	Freq.	Pct.	Freq.	Pct.	
1 No	3	100	23	89	0	0	26	89.7	
2 Yes	0	0	3	12	0	0	3	10.3	
Valid responses =	3	10	26	90	0	0	29	4.0	

Invalid responses include no response.

65B14) Please indicate in which of the following categories you have an other ongoing or chronic condition that has been diagnosed by a healthcare or mental health professional. (only includes students that selected having an other ongoing or chronic condition not listed above)
Respiratory disorder

	Male		Female		Unknown		Total		Pct.
	Freq.	Pct.	Freq.	Pct.	Freq.	Pct.	Freq.	Pct.	
1 No	3	100	25	96	0	0	28	96.6	
2 Yes	0	0	1	4	0	0	1	3.4	
Valid responses =	3	10	26	90	0	0	29	4.0	

Invalid responses include no response.



AMERICAN COLLEGE HEALTH ASSOCIATION

American College Health Association-National College Health Assessment (ACHA-NCHA III)

Institutional Data Report - Spring 2020

American College Health Association

8455 Colesville Road, Suite 740

Silver Spring, MD 20910

(410) 859-1500

www.acha.org

UNIVERSITY OF NORTHERN IOWA

April 7, 2020

FREQUENCY REPORT

Number of Surveys (n) =

719 Web Surveys

65B15) Please indicate in which of the following categories you have an other ongoing or chronic condition that has been diagnosed by a healthcare or mental health professional. (only includes students that selected having an other ongoing or chronic condition not listed above)

Sleep-wake disorder

	Male		Female		Unknown		Total		Pct.
	Freq.	Pct.	Freq.	Pct.	Freq.	Pct.	Freq.	Pct.	
1 No	3	100	26	100	0	0	29	100.0	
2 Yes	0	0	0	0	0	0	0	0.0	
Valid responses =	3	10	26	90	0	0	29	4.0	

Invalid responses include no response.

65B16) Please indicate in which of the following categories you have an other ongoing or chronic condition that has been diagnosed by a healthcare or mental health professional. (only includes students that selected having an other ongoing or chronic condition not listed above)

Urinary system disorder

	Male		Female		Unknown		Total		Pct.
	Freq.	Pct.	Freq.	Pct.	Freq.	Pct.	Freq.	Pct.	
1 No	3	100	25	96	0	0	28	96.6	
2 Yes	0	0	1	4	0	0	1	3.4	
Valid responses =	3	10	26	90	0	0	29	4.0	

Invalid responses include no response.

65B17) Please indicate in which of the following categories you have an other ongoing or chronic condition that has been diagnosed by a healthcare or mental health professional. (only includes students that selected having an other ongoing or chronic condition not listed above)

Other ongoing or chronic condition not previously reported

	Male		Female		Unknown		Total		Pct.
	Freq.	Pct.	Freq.	Pct.	Freq.	Pct.	Freq.	Pct.	
1 No	2	67	17	68	0	0	19	67.9	
2 Yes	1	33	8	32	0	0	9	32.1	
Valid responses =	3	11	25	89	0	0	28	3.9	

Invalid responses include no response.

65C1) Have you ever been diagnosed with any of the following ongoing or chronic allergic & immunologic disorders? (only includes students that selected having an ongoing/chronic allergic & immunologic disorder not listed above)

Anaphylaxis

	Male		Female		Unknown		Total		Pct.
	Freq.	Pct.	Freq.	Pct.	Freq.	Pct.	Freq.	Pct.	
1 No	0	0	3	75	0	0	3	75.0	
2 Yes	0	0	1	25	0	0	1	25.0	
Valid responses =	0	0	4	100	0	0	4	0.6	

Invalid responses include no response.

65C2) Have you ever been diagnosed with any of the following ongoing or chronic allergic & immunologic disorders? (only includes students that selected having an ongoing/chronic allergic & immunologic disorder not listed above)

Medication allergy

	Male		Female		Unknown		Total		Pct.
	Freq.	Pct.	Freq.	Pct.	Freq.	Pct.	Freq.	Pct.	
1 No	0	0	1	25	0	0	1	25.0	
2 Yes	0	0	3	75	0	0	3	75.0	
Valid responses =	0	0	4	100	0	0	4	0.6	

Invalid responses include no response.

65C3) Have you ever been diagnosed with any of the following ongoing or chronic allergic & immunologic disorders? (only includes students that selected having an ongoing/chronic allergic & immunologic disorder not listed above)

Latex allergy

	Male		Female		Unknown		Total		Pct.
	Freq.	Pct.	Freq.	Pct.	Freq.	Pct.	Freq.	Pct.	
1 No	0	0	3	75	0	0	3	75.0	
2 Yes	0	0	1	25	0	0	1	25.0	
Valid responses =	0	0	4	100	0	0	4	0.6	

Invalid responses include no response.

65C4) Have you ever been diagnosed with any of the following ongoing or chronic allergic & immunologic disorders? (only includes students that selected having an ongoing/chronic allergic & immunologic disorder not listed above)

Insect/bee sting allergy

	Male		Female		Unknown		Total		Pct.
	Freq.	Pct.	Freq.	Pct.	Freq.	Pct.	Freq.	Pct.	
1 No	0	0	3	75	0	0	3	75.0	
2 Yes	0	0	1	25	0	0	1	25.0	
Valid responses =	0	0	4	100	0	0	4	0.6	

Invalid responses include no response.



AMERICAN COLLEGE HEALTH ASSOCIATION

American College Health Association-National College Health Assessment (ACHA-NCHA III)

Institutional Data Report - Spring 2020

UNIVERSITY OF NORTHERN IOWA

American College Health Association
8455 Colesville Road, Suite 740
Silver Spring, MD 20910
(410) 859-1500
www.acha.org

April 7, 2020
FREQUENCY REPORT
Number of Surveys (n) =

719 Web Surveys

65C5) Have you ever been diagnosed with any of the following ongoing or chronic allergic & immunologic disorders?

(only includes students that selected having an ongoing/chronic allergic & immunologic disorder not listed above)

Immune deficiency

	Male		Female		Unknown		Total Freq.	Pct.
	Freq.	Pct.	Freq.	Pct.	Freq.	Pct.		
1 No	0	0	2	50	0	0	2	50.0
2 Yes	0	0	2	50	0	0	2	50.0
Valid responses =	0	0	4	100	0	0	4	0.6

Invalid responses include no response.

65C6) Have you ever been diagnosed with any of the following ongoing or chronic allergic & immunologic disorders?

(only includes students that selected having an ongoing/chronic allergic & immunologic disorder not listed above)

Other allergic or immunologic condition not previously reported

	Male		Female		Unknown		Total Freq.	Pct.
	Freq.	Pct.	Freq.	Pct.	Freq.	Pct.		
1 No	0	0	2	50	0	0	2	50.0
2 Yes	0	0	2	50	0	0	2	50.0
Valid responses =	0	0	4	100	0	0	4	0.6

Invalid responses include no response.

65D1) Have you ever been diagnosed with any of the following ongoing or chronic autoimmune disorders?

(only includes students that selected having an ongoing/chronic autoimmune disorder not listed above)

Other allergic or immunologic condition

	Male		Female		Unknown		Total Freq.	Pct.
	Freq.	Pct.	Freq.	Pct.	Freq.	Pct.		
1 No	0	0	5	83	0	0	5	83.3
2 Yes	0	0	1	17	0	0	1	16.7
Valid responses =	0	0	6	100	0	0	6	0.8

Invalid responses include no response.

65D2) Have you ever been diagnosed with any of the following ongoing or chronic autoimmune disorders?

(only includes students that selected having an ongoing/chronic autoimmune disorder not listed above)

Rheumatoid Arthritis

	Male		Female		Unknown		Total Freq.	Pct.
	Freq.	Pct.	Freq.	Pct.	Freq.	Pct.		
1 No	0	0	6	100	0	0	6	100.0
2 Yes	0	0	0	0	0	0	0	0.0
Valid responses =	0	0	6	100	0	0	6	0.8

Invalid responses include no response.

65D3) Have you ever been diagnosed with any of the following ongoing or chronic autoimmune disorders?

(only includes students that selected having an ongoing/chronic autoimmune disorder not listed above)

Scleroderma

	Male		Female		Unknown		Total Freq.	Pct.
	Freq.	Pct.	Freq.	Pct.	Freq.	Pct.		
1 No	0	0	6	100	0	0	6	100.0
2 Yes	0	0	0	0	0	0	0	0.0
Valid responses =	0	0	6	100	0	0	6	0.8

Invalid responses include no response.

65D4) Have you ever been diagnosed with any of the following ongoing or chronic autoimmune disorders?

(only includes students that selected having an ongoing/chronic autoimmune disorder not listed above)

Systemic Lupus Erythematosus

	Male		Female		Unknown		Total Freq.	Pct.
	Freq.	Pct.	Freq.	Pct.	Freq.	Pct.		
1 No	0	0	6	100	0	0	6	100.0
2 Yes	0	0	0	0	0	0	0	0.0
Valid responses =	0	0	6	100	0	0	6	0.8

Invalid responses include no response.

65D5) Have you ever been diagnosed with any of the following ongoing or chronic autoimmune disorders?

(only includes students that selected having an ongoing/chronic autoimmune disorder not listed above)

Other autoimmune disorder not previously reported

	Male		Female		Unknown		Total Freq.	Pct.
	Freq.	Pct.	Freq.	Pct.	Freq.	Pct.		
1 No	0	0	2	29	0	0	2	28.6
2 Yes	0	0	5	71	0	0	5	71.4
Valid responses =	0	0	7	100	0	0	7	1.0

Invalid responses include no response.



AMERICAN COLLEGE HEALTH ASSOCIATION

American College Health Association-National College Health Assessment (ACHA-NCHA III)

Institutional Data Report - Spring 2020

UNIVERSITY OF NORTHERN IOWA

American College Health Association

8455 Colesville Road, Suite 740

Silver Spring, MD 20910

(410) 859-1500

www.acha.org

April 7, 2020

FREQUENCY REPORT

Number of Surveys (n) =

719 Web Surveys

65E1) Have you ever been diagnosed with any of the following ongoing or chronic blood disorders?

(only includes students that selected having an ongoing/chronic blood disorder not listed above)

Anemia

	Male		Female		Unknown		Total Freq.	Pct.
	Freq.	Pct.	Freq.	Pct.	Freq.	Pct.		
1 No	0	0	1	50	0	0	1	50.0
2 Yes	0	0	1	50	0	0	1	50.0
Valid responses =	0	0	2	100	0	0	2	0.3

Invalid responses include no response.

65E2) Have you ever been diagnosed with any of the following ongoing or chronic blood disorders?

(only includes students that selected having an ongoing/chronic blood disorder not listed above)

Hemophilia

	Male		Female		Unknown		Total Freq.	Pct.
	Freq.	Pct.	Freq.	Pct.	Freq.	Pct.		
1 No	0	0	2	100	0	0	2	100.0
2 Yes	0	0	0	0	0	0	0	0.0
Valid responses =	0	0	2	100	0	0	2	0.3

Invalid responses include no response.

65E3) Have you ever been diagnosed with any of the following ongoing or chronic blood disorders?

(only includes students that selected having an ongoing/chronic blood disorder not listed above)

Hypercoagulable states

	Male		Female		Unknown		Total Freq.	Pct.
	Freq.	Pct.	Freq.	Pct.	Freq.	Pct.		
1 No	0	0	2	100	0	0	2	100.0
2 Yes	0	0	0	0	0	0	0	0.0
Valid responses =	0	0	2	100	0	0	2	0.3

Invalid responses include no response.

65E4) Have you ever been diagnosed with any of the following ongoing or chronic blood disorders?

(only includes students that selected having an ongoing/chronic blood disorder not listed above)

Platelet Conditions

	Male		Female		Unknown		Total Freq.	Pct.
	Freq.	Pct.	Freq.	Pct.	Freq.	Pct.		
1 No	0	0	2	100	0	0	2	100.0
2 Yes	0	0	0	0	0	0	0	0.0
Valid responses =	0	0	2	100	0	0	2	0.3

Invalid responses include no response.

65E5) Have you ever been diagnosed with any of the following ongoing or chronic blood disorders?

(only includes students that selected having an ongoing/chronic blood disorder not listed above)

Sickle Cell Disease

	Male		Female		Unknown		Total Freq.	Pct.
	Freq.	Pct.	Freq.	Pct.	Freq.	Pct.		
1 No	0	0	1	50	0	0	1	50.0
2 Yes	0	0	1	50	0	0	1	50.0
Valid responses =	0	0	2	100	0	0	2	0.3

Invalid responses include no response.

65E6) Have you ever been diagnosed with any of the following ongoing or chronic blood disorders?

(only includes students that selected having an ongoing/chronic blood disorder not listed above)

Other blood condition not previously reported

	Male		Female		Unknown		Total Freq.	Pct.
	Freq.	Pct.	Freq.	Pct.	Freq.	Pct.		
1 No	0	0	1	50	0	0	1	50.0
2 Yes	0	0	1	50	0	0	1	50.0
Valid responses =	0	0	2	100	0	0	2	0.3

Invalid responses include no response.

65F1) Have you ever been diagnosed with any of the following ongoing or chronic brain & nervous system disorders?

(only includes students that selected having an ongoing/chronic brain & nervous system disorder not listed above)

Cerebral Palsy

	Male		Female		Unknown		Total Freq.	Pct.
	Freq.	Pct.	Freq.	Pct.	Freq.	Pct.		
1 No	0	0	6	100	0	0	6	100.0
2 Yes	0	0	0	0	0	0	0	0.0
Valid responses =	0	0	6	100	0	0	6	0.8

Invalid responses include no response.



AMERICAN COLLEGE HEALTH ASSOCIATION

American College Health Association-National College Health Assessment (ACHA-NCHA III)

Institutional Data Report - Spring 2020

UNIVERSITY OF NORTHERN IOWA

American College Health Association

8455 Colesville Road, Suite 740

Silver Spring, MD 20910

(410) 859-1500

www.acha.org

April 7, 2020

FREQUENCY REPORT

Number of Surveys (n) =

719 Web Surveys

65F2) Have you ever been diagnosed with any of the following ongoing or chronic brain & nervous system disorders?

(only includes students that selected having an ongoing/chronic brain & nervous system disorder not listed above)

Epilepsy

	Male		Female		Unknown		Total Freq.	Pct.
	Freq.	Pct.	Freq.	Pct.	Freq.	Pct.		
1 No	0	0	5	83	0	0	5	83.3
2 Yes	0	0	1	17	0	0	1	16.7
Valid responses =	0	0	6	100	0	0	6	0.8

Invalid responses include no response.

65F3) Have you ever been diagnosed with any of the following ongoing or chronic brain & nervous system disorders?

(only includes students that selected having an ongoing/chronic brain & nervous system disorder not listed above)

Seizure Conditions

	Male		Female		Unknown		Total Freq.	Pct.
	Freq.	Pct.	Freq.	Pct.	Freq.	Pct.		
1 No	0	0	5	83	0	0	5	83.3
2 Yes	0	0	1	17	0	0	1	16.7
Valid responses =	0	0	6	100	0	0	6	0.8

Invalid responses include no response.

65F4) Have you ever been diagnosed with any of the following ongoing or chronic brain & nervous system disorders?

(only includes students that selected having an ongoing/chronic brain & nervous system disorder not listed above)

Multiple Sclerosis

	Male		Female		Unknown		Total Freq.	Pct.
	Freq.	Pct.	Freq.	Pct.	Freq.	Pct.		
1 No	0	0	6	100	0	0	6	100.0
2 Yes	0	0	0	0	0	0	0	0.0
Valid responses =	0	0	6	100	0	0	6	0.8

Invalid responses include no response.

65F5) Have you ever been diagnosed with any of the following ongoing or chronic brain & nervous system disorders?

(only includes students that selected having an ongoing/chronic brain & nervous system disorder not listed above)

Other brain or nervous system condition not previously reported

	Male		Female		Unknown		Total Freq.	Pct.
	Freq.	Pct.	Freq.	Pct.	Freq.	Pct.		
1 No	0	0	3	50	0	0	3	50.0
2 Yes	0	0	3	50	0	0	3	50.0
Valid responses =	0	0	6	100	0	0	6	0.8

Invalid responses include no response.

65G1) Have you ever been diagnosed with any of the following ongoing or chronic hair, skin, nail disorders?

(only includes students that selected having an ongoing/chronic hair, skin, nail disorder not listed above)

Alopecia

	Male		Female		Unknown		Total Freq.	Pct.
	Freq.	Pct.	Freq.	Pct.	Freq.	Pct.		
1 No	0	0	1	50	0	0	1	50.0
2 Yes	0	0	1	50	0	0	1	50.0
Valid responses =	0	0	2	100	0	0	2	0.3

Invalid responses include no response.

65G2) Have you ever been diagnosed with any of the following ongoing or chronic hair, skin, nail disorders?

(only includes students that selected having an ongoing/chronic hair, skin, nail disorder not listed above)

Eczema

	Male		Female		Unknown		Total Freq.	Pct.
	Freq.	Pct.	Freq.	Pct.	Freq.	Pct.		
1 No	0	0	0	0	0	0	0	0.0
2 Yes	0	0	3	100	0	0	3	100.0
Valid responses =	0	0	3	100	0	0	3	0.4

Invalid responses include no response.

65G3) Have you ever been diagnosed with any of the following ongoing or chronic hair, skin, nail disorders?

(only includes students that selected having an ongoing/chronic hair, skin, nail disorder not listed above)

Hirsutism

	Male		Female		Unknown		Total Freq.	Pct.
	Freq.	Pct.	Freq.	Pct.	Freq.	Pct.		
1 No	0	0	2	100	0	0	2	100.0
2 Yes	0	0	0	0	0	0	0	0.0
Valid responses =	0	0	2	100	0	0	2	0.3

Invalid responses include no response.



AMERICAN COLLEGE HEALTH ASSOCIATION

American College Health Association-National College Health Assessment (ACHA-NCHA III)

Institutional Data Report - Spring 2020

UNIVERSITY OF NORTHERN IOWA

American College Health Association
8455 Colesville Road, Suite 740
Silver Spring, MD 20910
(410) 859-1500
www.acha.org

April 7, 2020

FREQUENCY REPORT

Number of Surveys (n) =

719 Web Surveys

65G4) Have you ever been diagnosed with any of the following ongoing or chronic hair, skin, nail disorders?

(only includes students that selected having an ongoing/chronic hair, skin, nail disorder not listed above)

Hyperhidrosis

	Male		Female		Unknown		Total Freq.	Pct.
	Freq.	Pct.	Freq.	Pct.	Freq.	Pct.		
1 No	0	0	2	100	0	0	2	100.0
2 Yes	0	0	0	0	0	0	0	0.0
Valid responses =	0	0	2	100	0	0	2	0.3

Invalid responses include no response.

65G5) Have you ever been diagnosed with any of the following ongoing or chronic hair, skin, nail disorders?

(only includes students that selected having an ongoing/chronic hair, skin, nail disorder not listed above)

Photodermatitis

	Male		Female		Unknown		Total Freq.	Pct.
	Freq.	Pct.	Freq.	Pct.	Freq.	Pct.		
1 No	0	0	2	100	0	0	2	100.0
2 Yes	0	0	0	0	0	0	0	0.0
Valid responses =	0	0	2	100	0	0	2	0.3

Invalid responses include no response.

65G6) Have you ever been diagnosed with any of the following ongoing or chronic hair, skin, nail disorders?

(only includes students that selected having an ongoing/chronic hair, skin, nail disorder not listed above)

Psoriasis

	Male		Female		Unknown		Total Freq.	Pct.
	Freq.	Pct.	Freq.	Pct.	Freq.	Pct.		
1 No	0	0	1	50	0	0	1	50.0
2 Yes	0	0	1	50	0	0	1	50.0
Valid responses =	0	0	2	100	0	0	2	0.3

Invalid responses include no response.

65G7) Have you ever been diagnosed with any of the following ongoing or chronic hair, skin, nail disorders?

(only includes students that selected having an ongoing/chronic hair, skin, nail disorder not listed above)

Vitiligo

	Male		Female		Unknown		Total Freq.	Pct.
	Freq.	Pct.	Freq.	Pct.	Freq.	Pct.		
1 No	0	0	2	100	0	0	2	100.0
2 Yes	0	0	0	0	0	0	0	0.0
Valid responses =	0	0	2	100	0	0	2	0.3

Invalid responses include no response.

65G8) Have you ever been diagnosed with any of the following ongoing or chronic hair, skin, nail disorders?

(only includes students that selected having an ongoing/chronic hair, skin, nail disorder not listed above)

Other hair, skin, or nail condition not previously reported

	Male		Female		Unknown		Total Freq.	Pct.
	Freq.	Pct.	Freq.	Pct.	Freq.	Pct.		
1 No	0	0	1	50	0	0	1	50.0
2 Yes	0	0	1	50	0	0	1	50.0
Valid responses =	0	0	2	100	0	0	2	0.3

Invalid responses include no response.

65H1) Have you ever been diagnosed with any of the following ongoing or chronic digestive system disorders?

(only includes students that selected having an ongoing/chronic digestive system disorder not listed above)

Crohn's Disease

	Male		Female		Unknown		Total Freq.	Pct.
	Freq.	Pct.	Freq.	Pct.	Freq.	Pct.		
1 No	1	100	6	75	0	0	7	77.8
2 Yes	0	0	2	25	0	0	2	22.2
Valid responses =	1	11	8	89	0	0	9	1.3

Invalid responses include no response.

65H2) Have you ever been diagnosed with any of the following ongoing or chronic digestive system disorders?

(only includes students that selected having an ongoing/chronic digestive system disorder not listed above)

Diverticular Disease

	Male		Female		Unknown		Total Freq.	Pct.
	Freq.	Pct.	Freq.	Pct.	Freq.	Pct.		
1 No	1	100	7	100	0	0	8	100.0
2 Yes	0	0	0	0	0	0	0	0.0
Valid responses =	1	13	7	88	0	0	8	1.1

Invalid responses include no response.



AMERICAN COLLEGE HEALTH ASSOCIATION

American College Health Association-National College Health Assessment (ACHA-NCHA III)

Institutional Data Report - Spring 2020

UNIVERSITY OF NORTHERN IOWA

American College Health Association
8455 Colesville Road, Suite 740
Silver Spring, MD 20910
(410) 859-1500

April 7, 2020
FREQUENCY REPORT
Number of Surveys (n) =

719 Web Surveys

www.acha.org

65H3) Have you ever been diagnosed with any of the following ongoing or chronic digestive system disorders?

(only includes students that selected having an ongoing/chronic digestive system disorder not listed above)

Esophageal Disease

	Male		Female		Unknown		Total Freq.	Pct.
	Freq.	Pct.	Freq.	Pct.	Freq.	Pct.		
1 No	0	0	7	100	0	0	7	87.5
2 Yes	1	100	0	0	0	0	1	12.5
Valid responses =	1	13	7	88	0	0	8	1.1

Invalid responses include no response.

65H4) Have you ever been diagnosed with any of the following ongoing or chronic digestive system disorders?

(only includes students that selected having an ongoing/chronic digestive system disorder not listed above)

Gallbladder Disease

	Male		Female		Unknown		Total Freq.	Pct.
	Freq.	Pct.	Freq.	Pct.	Freq.	Pct.		
1 No	1	100	6	86	0	0	7	87.5
2 Yes	0	0	1	14	0	0	1	12.5
Valid responses =	1	13	7	88	0	0	8	1.1

Invalid responses include no response.

65H5) Have you ever been diagnosed with any of the following ongoing or chronic digestive system disorders?

(only includes students that selected having an ongoing/chronic digestive system disorder not listed above)

Ulcerative Colitis

	Male		Female		Unknown		Total Freq.	Pct.
	Freq.	Pct.	Freq.	Pct.	Freq.	Pct.		
1 No	1	100	7	100	0	0	8	100.0
2 Yes	0	0	0	0	0	0	0	0.0
Valid responses =	1	13	7	88	0	0	8	1.1

Invalid responses include no response.

65H6) Have you ever been diagnosed with any of the following ongoing or chronic digestive system disorders?

(only includes students that selected having an ongoing/chronic digestive system disorder not listed above)

Other digestive system condition not previously reported

	Male		Female		Unknown		Total Freq.	Pct.
	Freq.	Pct.	Freq.	Pct.	Freq.	Pct.		
1 No	1	100	3	43	0	0	4	50.0
2 Yes	0	0	4	57	0	0	4	50.0
Valid responses =	1	13	7	88	0	0	8	1.1

Invalid responses include no response.

65J1) Have you ever been diagnosed with any of the following ongoing or chronic eye, ear, nose, throat disorders?

(only includes students that selected having an ongoing/chronic eye, ear, nose, throat disorder not listed above)

Hearing loss

	Male		Female		Unknown		Total Freq.	Pct.
	Freq.	Pct.	Freq.	Pct.	Freq.	Pct.		
1 No	1	50	3	100	0	0	4	80.0
2 Yes	1	50	0	0	0	0	1	20.0
Valid responses =	2	40	3	60	0	0	5	0.7

Invalid responses include no response.

65J2) Have you ever been diagnosed with any of the following ongoing or chronic eye, ear, nose, throat disorders?

(only includes students that selected having an ongoing/chronic eye, ear, nose, throat disorder not listed above)

Uveitis

	Male		Female		Unknown		Total Freq.	Pct.
	Freq.	Pct.	Freq.	Pct.	Freq.	Pct.		
1 No	1	100	3	100	0	0	4	100.0
2 Yes	0	0	0	0	0	0	0	0.0
Valid responses =	1	25	3	75	0	0	4	0.6

Invalid responses include no response.

65J3) Have you ever been diagnosed with any of the following ongoing or chronic eye, ear, nose, throat disorders?

(only includes students that selected having an ongoing/chronic eye, ear, nose, throat disorder not listed above)

Vertigo

	Male		Female		Unknown		Total Freq.	Pct.
	Freq.	Pct.	Freq.	Pct.	Freq.	Pct.		
1 No	2	100	2	67	0	0	4	80.0
2 Yes	0	0	1	33	0	0	1	20.0
Valid responses =	2	40	3	60	0	0	5	0.7

Invalid responses include no response.



AMERICAN COLLEGE HEALTH ASSOCIATION

American College Health Association-National College Health Assessment (ACHA-NCHA III)

Institutional Data Report - Spring 2020

American College Health Association
8455 Colesville Road, Suite 740
Silver Spring, MD 20910
(410) 859-1500
www.acha.org

UNIVERSITY OF NORTHERN IOWA

April 7, 2020

FREQUENCY REPORT

Number of Surveys (n) = 719 Web Surveys

65J4) Have you ever been diagnosed with any of the following ongoing or chronic eye, ear, nose, throat disorders?

(only includes students that selected having an ongoing/chronic eye, ear, nose, throat disorder not listed above)

Other eye/ear/nose/throat condition not previously reported

	Male		Female		Unknown		Total Freq.	Pct.
	Freq.	Pct.	Freq.	Pct.	Freq.	Pct.		
1 No	2	100	0	0	0	0	2	50.0
2 Yes	0	0	2	100	0	0	2	50.0
Valid responses =	2	50	2	50	0	0	4	0.6

Invalid responses include no response.

65K1) Have you ever been diagnosed with any of the following ongoing or chronic heart & vascular system disorders?

(only includes students that selected having an ongoing/chronic heart & vascular system disorder not listed above)

Cardiac Arrhythmia

	Male		Female		Unknown		Total Freq.	Pct.
	Freq.	Pct.	Freq.	Pct.	Freq.	Pct.		
1 No	0	0	2	100	0	0	2	100.0
2 Yes	0	0	0	0	0	0	0	0.0
Valid responses =	0	0	2	100	0	0	2	0.3

Invalid responses include no response.

65K2) Have you ever been diagnosed with any of the following ongoing or chronic heart & vascular system disorders?

(only includes students that selected having an ongoing/chronic heart & vascular system disorder not listed above)

Coronary Artery Disease

	Male		Female		Unknown		Total Freq.	Pct.
	Freq.	Pct.	Freq.	Pct.	Freq.	Pct.		
1 No	0	0	2	100	0	0	2	100.0
2 Yes	0	0	0	0	0	0	0	0.0
Valid responses =	0	0	2	100	0	0	2	0.3

Invalid responses include no response.

65K3) Have you ever been diagnosed with any of the following ongoing or chronic heart & vascular system disorders?

(only includes students that selected having an ongoing/chronic heart & vascular system disorder not listed above)

Congenital Heart Condition

	Male		Female		Unknown		Total Freq.	Pct.
	Freq.	Pct.	Freq.	Pct.	Freq.	Pct.		
1 No	0	0	2	100	0	0	2	100.0
2 Yes	0	0	0	0	0	0	0	0.0
Valid responses =	0	0	2	100	0	0	2	0.3

Invalid responses include no response.

65K4) Have you ever been diagnosed with any of the following ongoing or chronic heart & vascular system disorders?

(only includes students that selected having an ongoing/chronic heart & vascular system disorder not listed above)

Congestive Heart Failure

	Male		Female		Unknown		Total Freq.	Pct.
	Freq.	Pct.	Freq.	Pct.	Freq.	Pct.		
1 No	0	0	2	100	0	0	2	100.0
2 Yes	0	0	0	0	0	0	0	0.0
Valid responses =	0	0	2	100	0	0	2	0.3

Invalid responses include no response.

65K5) Have you ever been diagnosed with any of the following ongoing or chronic heart & vascular system disorders?

(only includes students that selected having an ongoing/chronic heart & vascular system disorder not listed above)

Heart Murmur

	Male		Female		Unknown		Total Freq.	Pct.
	Freq.	Pct.	Freq.	Pct.	Freq.	Pct.		
1 No	0	0	2	100	0	0	2	100.0
2 Yes	0	0	0	0	0	0	0	0.0
Valid responses =	0	0	2	100	0	0	2	0.3

Invalid responses include no response.

65K6) Have you ever been diagnosed with any of the following ongoing or chronic heart & vascular system disorders?

(only includes students that selected having an ongoing/chronic heart & vascular system disorder not listed above)

Valvular Heart Disease (for example: Mitral valve prolapse)

	Male		Female		Unknown		Total Freq.	Pct.
	Freq.	Pct.	Freq.	Pct.	Freq.	Pct.		
1 No	0	0	2	100	0	0	2	100.0
2 Yes	0	0	0	0	0	0	0	0.0
Valid responses =	0	0	2	100	0	0	2	0.3

Invalid responses include no response.



AMERICAN COLLEGE HEALTH ASSOCIATION

American College Health Association-National College Health Assessment (ACHA-NCHA III)

Institutional Data Report - Spring 2020

UNIVERSITY OF NORTHERN IOWA

American College Health Association
8455 Colesville Road, Suite 740
Silver Spring, MD 20910
(410) 859-1500
www.acha.org

April 7, 2020
FREQUENCY REPORT
Number of Surveys (n) =

719 Web Surveys

65K7) Have you ever been diagnosed with any of the following ongoing or chronic heart & vascular system disorders?

(only includes students that selected having an ongoing/chronic heart & vascular system disorder not listed above)

Other heart or vascular condition not previously reported

	Male		Female		Unknown		Total Freq.	Pct.
	Freq.	Pct.	Freq.	Pct.	Freq.	Pct.		
1 No	0	0	0	0	0	0	0	0.0
2 Yes	0	0	2	100	0	0	2	100.0
Valid responses =	0	0	2	100	0	0	2	0.3

Invalid responses include no response.

65L1) Have you ever been diagnosed with any of the following ongoing or chronic infectious diseases?

(only includes students that selected having an ongoing/chronic infectious disease not listed above)

Lyme Disease

	Male		Female		Unknown		Total Freq.	Pct.
	Freq.	Pct.	Freq.	Pct.	Freq.	Pct.		
1 No	0	0	0	0	0	0	0	0.0
2 Yes	0	0	0	0	0	0	0	0.0
Valid responses =	0	0	0	0	0	0	0	0.0

Invalid responses include no response.

65L2) Have you ever been diagnosed with any of the following ongoing or chronic infectious diseases?

(only includes students that selected having an ongoing/chronic infectious disease not listed above)

Other infectious disease not previously reported

	Male		Female		Unknown		Total Freq.	Pct.
	Freq.	Pct.	Freq.	Pct.	Freq.	Pct.		
1 No	0	0	0	0	0	0	0	0.0
2 Yes	0	0	0	0	0	0	0	0.0
Valid responses =	0	0	0	0	0	0	0	0.0

Invalid responses include no response.

65N1) Have you ever been diagnosed with any of the following ongoing or chronic musculoskeletal disorders?

(only includes students that selected having an ongoing/chronic musculoskeletal disorders not listed above)

Carpal Tunnel Syndrome

	Male		Female		Unknown		Total Freq.	Pct.
	Freq.	Pct.	Freq.	Pct.	Freq.	Pct.		
1 No	0	0	1	50	0	0	1	50.0
2 Yes	0	0	1	50	0	0	1	50.0
Valid responses =	0	0	2	100	0	0	2	0.3

Invalid responses include no response.

65N2) Have you ever been diagnosed with any of the following ongoing or chronic musculoskeletal disorders?

(only includes students that selected having an ongoing/chronic musculoskeletal disorders not listed above)

Fibromyalgia

	Male		Female		Unknown		Total Freq.	Pct.
	Freq.	Pct.	Freq.	Pct.	Freq.	Pct.		
1 No	0	0	0	0	0	0	0	0.0
2 Yes	0	0	2	100	0	0	2	100.0
Valid responses =	0	0	2	100	0	0	2	0.3

Invalid responses include no response.

65N3) Have you ever been diagnosed with any of the following ongoing or chronic musculoskeletal disorders?

(only includes students that selected having an ongoing/chronic musculoskeletal disorders not listed above)

Gout

	Male		Female		Unknown		Total Freq.	Pct.
	Freq.	Pct.	Freq.	Pct.	Freq.	Pct.		
1 No	0	0	2	100	0	0	2	100.0
2 Yes	0	0	0	0	0	0	0	0.0
Valid responses =	0	0	2	100	0	0	2	0.3

Invalid responses include no response.

65N4) Have you ever been diagnosed with any of the following ongoing or chronic musculoskeletal disorders?

(only includes students that selected having an ongoing/chronic musculoskeletal disorders not listed above)

Muscular Dystrophy

	Male		Female		Unknown		Total Freq.	Pct.
	Freq.	Pct.	Freq.	Pct.	Freq.	Pct.		
1 No	0	0	2	100	0	0	2	100.0
2 Yes	0	0	0	0	0	0	0	0.0
Valid responses =	0	0	2	100	0	0	2	0.3

Invalid responses include no response.



AMERICAN COLLEGE HEALTH ASSOCIATION

American College Health Association-National College Health Assessment (ACHA-NCHA III)

Institutional Data Report - Spring 2020

American College Health Association
8455 Colesville Road, Suite 740
Silver Spring, MD 20910
(410) 859-1500
www.acha.org

UNIVERSITY OF NORTHERN IOWA

April 7, 2020

FREQUENCY REPORT

Number of Surveys (n) =

719 Web Surveys

65N5) Have you ever been diagnosed with any of the following ongoing or chronic musculoskeletal disorders?

(only includes students that selected having an ongoing/chronic musculoskeletal disorders not listed above)

Osteoarthritis

	Male		Female		Unknown		Total Freq.	Pct.
	Freq.	Pct.	Freq.	Pct.	Freq.	Pct.		
1 No	0	0	1	50	0	0	1	50.0
2 Yes	0	0	1	50	0	0	1	50.0
Valid responses =	0	0	2	100	0	0	2	0.3

Invalid responses include no response.

65N6) Have you ever been diagnosed with any of the following ongoing or chronic musculoskeletal disorders?

(only includes students that selected having an ongoing/chronic musculoskeletal disorders not listed above)

Osteoporosis

	Male		Female		Unknown		Total Freq.	Pct.
	Freq.	Pct.	Freq.	Pct.	Freq.	Pct.		
1 No	0	0	2	100	0	0	2	100.0
2 Yes	0	0	0	0	0	0	0	0.0
Valid responses =	0	0	2	100	0	0	2	0.3

Invalid responses include no response.

65N7) Have you ever been diagnosed with any of the following ongoing or chronic musculoskeletal disorders?

(only includes students that selected having an ongoing/chronic musculoskeletal disorders not listed above)

Temporomandibular Joint Dysfunction

	Male		Female		Unknown		Total Freq.	Pct.
	Freq.	Pct.	Freq.	Pct.	Freq.	Pct.		
1 No	0	0	0	0	0	0	0	0.0
2 Yes	0	0	2	100	0	0	2	100.0
Valid responses =	0	0	2	100	0	0	2	0.3

Invalid responses include no response.

65N8) Have you ever been diagnosed with any of the following ongoing or chronic musculoskeletal disorders?

(only includes students that selected having an ongoing/chronic musculoskeletal disorders not listed above)

Other musculoskeletal condition not previously reported

	Male		Female		Unknown		Total Freq.	Pct.
	Freq.	Pct.	Freq.	Pct.	Freq.	Pct.		
1 No	0	0	0	0	0	0	0	0.0
2 Yes	0	0	1	100	0	0	1	100.0
Valid responses =	0	0	1	100	0	0	1	0.1

Invalid responses include no response.

65O1) Have you ever been diagnosed with any of the following ongoing or chronic reproductive system disorders?

(only includes students that selected having an ongoing/chronic reproductive system disorders not listed above)

Amenorrhea

	Male		Female		Unknown		Total Freq.	Pct.
	Freq.	Pct.	Freq.	Pct.	Freq.	Pct.		
1 No	0	0	1	33	0	0	1	33.3
2 Yes	0	0	2	67	0	0	2	66.7
Valid responses =	0	0	3	100	0	0	3	0.4

Invalid responses include no response.

65O2) Have you ever been diagnosed with any of the following ongoing or chronic reproductive system disorders?

(only includes students that selected having an ongoing/chronic reproductive system disorders not listed above)

Cervical Dysplasia

	Male		Female		Unknown		Total Freq.	Pct.
	Freq.	Pct.	Freq.	Pct.	Freq.	Pct.		
1 No	0	0	2	67	0	0	2	66.7
2 Yes	0	0	1	33	0	0	1	33.3
Valid responses =	0	0	3	100	0	0	3	0.4

Invalid responses include no response.

65O3) Have you ever been diagnosed with any of the following ongoing or chronic reproductive system disorders?

(only includes students that selected having an ongoing/chronic reproductive system disorders not listed above)

Premenstrual Syndrome (PMS), Premenstrual Dysphoric Disorder (PMDD), or painful periods (Dysmenorrhea)

	Male		Female		Unknown		Total Freq.	Pct.
	Freq.	Pct.	Freq.	Pct.	Freq.	Pct.		
1 No	0	0	3	100	0	0	3	100.0
2 Yes	0	0	0	0	0	0	0	0.0
Valid responses =	0	0	3	100	0	0	3	0.4

Invalid responses include no response.



AMERICAN COLLEGE HEALTH ASSOCIATION

American College Health Association-National College Health Assessment (ACHA-NCHA III)

Institutional Data Report - Spring 2020

American College Health Association

8455 Colesville Road, Suite 740

Silver Spring, MD 20910

(410) 859-1500

www.acha.org

April 7, 2020

FREQUENCY REPORT

Number of Surveys (n) =

719 Web Surveys

65O4) Have you ever been diagnosed with any of the following ongoing or chronic reproductive system disorders?

(only includes students that selected having an ongoing/chronic reproductive system disorders not listed above)

Prostatitis

	Male		Female		Unknown		Total Freq.	Pct.
	Freq.	Pct.	Freq.	Pct.	Freq.	Pct.		
1 No	0	0	3	100	0	0	3	100.0
2 Yes	0	0	0	0	0	0	0	0.0
Valid responses =	0	0	3	100	0	0	3	0.4

Invalid responses include no response.

65O5) Have you ever been diagnosed with any of the following ongoing or chronic reproductive system disorders?

(only includes students that selected having an ongoing/chronic reproductive system disorders not listed above)

Sexual Dysfunction

	Male		Female		Unknown		Total Freq.	Pct.
	Freq.	Pct.	Freq.	Pct.	Freq.	Pct.		
1 No	0	0	2	67	0	0	2	66.7
2 Yes	0	0	1	33	0	0	1	33.3
Valid responses =	0	0	3	100	0	0	3	0.4

Invalid responses include no response.

65O6) Have you ever been diagnosed with any of the following ongoing or chronic reproductive system disorders?

(only includes students that selected having an ongoing/chronic reproductive system disorders not listed above)

Other reproductive system condition not previously reported

	Male		Female		Unknown		Total Freq.	Pct.
	Freq.	Pct.	Freq.	Pct.	Freq.	Pct.		
1 No	0	0	2	67	0	0	2	66.7
2 Yes	0	0	1	33	0	0	1	33.3
Valid responses =	0	0	3	100	0	0	3	0.4

Invalid responses include no response.

65P1) Have you ever been diagnosed with any of the following ongoing or chronic respiratory system disorders?

(only includes students that selected having an ongoing/chronic respiratory system disorders not listed above)

Cystic Fibrosis

	Male		Female		Unknown		Total Freq.	Pct.
	Freq.	Pct.	Freq.	Pct.	Freq.	Pct.		
1 No	0	0	0	0	0	0	0	0.0
2 Yes	0	0	1	100	0	0	1	100.0
Valid responses =	0	0	1	100	0	0	1	0.1

Invalid responses include no response.

65P2) Have you ever been diagnosed with any of the following ongoing or chronic respiratory system disorders?

(only includes students that selected having an ongoing/chronic respiratory system disorders not listed above)

Sarcoidosis

	Male		Female		Unknown		Total Freq.	Pct.
	Freq.	Pct.	Freq.	Pct.	Freq.	Pct.		
1 No	0	0	1	100	0	0	1	100.0
2 Yes	0	0	0	0	0	0	0	0.0
Valid responses =	0	0	1	100	0	0	1	0.1

Invalid responses include no response.

65P3) Have you ever been diagnosed with any of the following ongoing or chronic respiratory system disorders?

(only includes students that selected having an ongoing/chronic respiratory system disorders not listed above)

Active Tuberculous

	Male		Female		Unknown		Total Freq.	Pct.
	Freq.	Pct.	Freq.	Pct.	Freq.	Pct.		
1 No	0	0	1	100	0	0	1	100.0
2 Yes	0	0	0	0	0	0	0	0.0
Valid responses =	0	0	1	100	0	0	1	0.1

Invalid responses include no response.

65P4) Have you ever been diagnosed with any of the following ongoing or chronic respiratory system disorders?

(only includes students that selected having an ongoing/chronic respiratory system disorders not listed above)

Other respiratory system condition not previously reported

	Male		Female		Unknown		Total Freq.	Pct.
	Freq.	Pct.	Freq.	Pct.	Freq.	Pct.		
1 No	0	0	1	100	0	0	1	100.0
2 Yes	0	0	0	0	0	0	0	0.0
Valid responses =	0	0	1	100	0	0	1	0.1

Invalid responses include no response.



AMERICAN COLLEGE HEALTH ASSOCIATION

American College Health Association-National College Health Assessment (ACHA-NCHA III)

Institutional Data Report - Spring 2020

UNIVERSITY OF NORTHERN IOWA

American College Health Association
8455 Colesville Road, Suite 740
Silver Spring, MD 20910
(410) 859-1500
www.acha.org

April 7, 2020

FREQUENCY REPORT

Number of Surveys (n) =

719 Web Surveys

65Q1) Have you ever been diagnosed with any of the following ongoing or chronic sleep-wake disorders?

(only includes students that selected having an ongoing/chronic sleep-wake disorders not listed above)

Hypersomnolence

	Male		Female		Unknown		Total	
	Freq.	Pct.	Freq.	Pct.	Freq.	Pct.	Freq.	Pct.
1 No	0	0	0	0	0	0	0	0.0
2 Yes	0	0	0	0	0	0	0	0.0
Valid responses =	0	0	0	0	0	0	0	0.0

Invalid responses include no response.

65Q2) Have you ever been diagnosed with any of the following ongoing or chronic sleep-wake disorders?

(only includes students that selected having an ongoing/chronic sleep-wake disorders not listed above)

Narcolepsy

	Male		Female		Unknown		Total	
	Freq.	Pct.	Freq.	Pct.	Freq.	Pct.	Freq.	Pct.
1 No	0	0	0	0	0	0	0	0.0
2 Yes	0	0	0	0	0	0	0	0.0
Valid responses =	0	0	0	0	0	0	0	0.0

Invalid responses include no response.

65Q3) Have you ever been diagnosed with any of the following ongoing or chronic sleep-wake disorders?

(only includes students that selected having an ongoing/chronic sleep-wake disorders not listed above)

Restless Leg Syndrome

	Male		Female		Unknown		Total	
	Freq.	Pct.	Freq.	Pct.	Freq.	Pct.	Freq.	Pct.
1 No	0	0	0	0	0	0	0	0.0
2 Yes	0	0	0	0	0	0	0	0.0
Valid responses =	0	0	0	0	0	0	0	0.0

Invalid responses include no response.

65Q4) Have you ever been diagnosed with any of the following ongoing or chronic sleep-wake disorders?

(only includes students that selected having an ongoing/chronic sleep-wake disorders not listed above)

Sleep Paralysis

	Male		Female		Unknown		Total	
	Freq.	Pct.	Freq.	Pct.	Freq.	Pct.	Freq.	Pct.
1 No	0	0	0	0	0	0	0	0.0
2 Yes	0	0	0	0	0	0	0	0.0
Valid responses =	0	0	0	0	0	0	0	0.0

Invalid responses include no response.

65Q5) Have you ever been diagnosed with any of the following ongoing or chronic sleep-wake disorders?

(only includes students that selected having an ongoing/chronic sleep-wake disorders not listed above)

Sleep Terrors (or night terrors)

	Male		Female		Unknown		Total	
	Freq.	Pct.	Freq.	Pct.	Freq.	Pct.	Freq.	Pct.
1 No	0	0	0	0	0	0	0	0.0
2 Yes	0	0	0	0	0	0	0	0.0
Valid responses =	0	0	0	0	0	0	0	0.0

Invalid responses include no response.

65Q6) Have you ever been diagnosed with any of the following ongoing or chronic sleep-wake disorders?

(only includes students that selected having an ongoing/chronic sleep-wake disorders not listed above)

Sleep Walking

	Male		Female		Unknown		Total	
	Freq.	Pct.	Freq.	Pct.	Freq.	Pct.	Freq.	Pct.
1 No	0	0	0	0	0	0	0	0.0
2 Yes	0	0	0	0	0	0	0	0.0
Valid responses =	0	0	0	0	0	0	0	0.0

Invalid responses include no response.

65Q7) Have you ever been diagnosed with any of the following ongoing or chronic sleep-wake disorders?

(only includes students that selected having an ongoing/chronic sleep-wake disorders not listed above)

Other sleep-wake condition not previously reported

	Male		Female		Unknown		Total	
	Freq.	Pct.	Freq.	Pct.	Freq.	Pct.	Freq.	Pct.
1 No	0	0	0	0	0	0	0	0.0
2 Yes	0	0	0	0	0	0	0	0.0
Valid responses =	0	0	0	0	0	0	0	0.0

Invalid responses include no response.



AMERICAN COLLEGE HEALTH ASSOCIATION

American College Health Association-National College Health Assessment (ACHA-NCHA III)

Institutional Data Report - Spring 2020

UNIVERSITY OF NORTHERN IOWA

American College Health Association
8455 Colesville Road, Suite 740
Silver Spring, MD 20910
(410) 859-1500
www.acha.org

April 7, 2020
FREQUENCY REPORT
Number of Surveys (n) =

719 Web Surveys

65R1) Have you ever been diagnosed with any of the following ongoing or chronic urinary system disorders?

(only includes students that selected having an ongoing/chronic urinary system disorders not listed above)

Bladder disease

	Male		Female		Unknown		Total Freq.	Pct.
	Freq.	Pct.	Freq.	Pct.	Freq.	Pct.		
1 No	0	0	1	100	0	0	1	100.0
2 Yes	0	0	0	0	0	0	0	0.0
Valid responses =	0	0	1	100	0	0	1	0.1

Invalid responses include no response.

65R2) Have you ever been diagnosed with any of the following ongoing or chronic urinary system disorders?

(only includes students that selected having an ongoing/chronic urinary system disorders not listed above)

Kidney disease

	Male		Female		Unknown		Total Freq.	Pct.
	Freq.	Pct.	Freq.	Pct.	Freq.	Pct.		
1 No	0	0	1	100	0	0	1	100.0
2 Yes	0	0	0	0	0	0	0	0.0
Valid responses =	0	0	1	100	0	0	1	0.1

Invalid responses include no response.

65R3) Have you ever been diagnosed with any of the following ongoing or chronic urinary system disorders?

(only includes students that selected having an ongoing/chronic urinary system disorders not listed above)

Kidney stone

	Male		Female		Unknown		Total Freq.	Pct.
	Freq.	Pct.	Freq.	Pct.	Freq.	Pct.		
1 No	0	0	0	0	0	0	0	0.0
2 Yes	0	0	1	100	0	0	1	100.0
Valid responses =	0	0	1	100	0	0	1	0.1

Invalid responses include no response.

65R4) Have you ever been diagnosed with any of the following ongoing or chronic urinary system disorders?

(only includes students that selected having an ongoing/chronic urinary system disorders not listed above)

Urinary Incontinence

	Male		Female		Unknown		Total Freq.	Pct.
	Freq.	Pct.	Freq.	Pct.	Freq.	Pct.		
1 No	0	0	0	0	0	0	0	0.0
2 Yes	0	0	1	100	0	0	1	100.0
Valid responses =	0	0	1	100	0	0	1	0.1

Invalid responses include no response.

65R5) Have you ever been diagnosed with any of the following ongoing or chronic urinary system disorders?

(only includes students that selected having an ongoing/chronic urinary system disorders not listed above)

Other urinary system condition not previously reported

	Male		Female		Unknown		Total Freq.	Pct.
	Freq.	Pct.	Freq.	Pct.	Freq.	Pct.		
1 No	0	0	1	100	0	0	1	100.0
2 Yes	0	0	0	0	0	0	0	0.0
Valid responses =	0	0	1	100	0	0	1	0.1

Invalid responses include no response.

65S1) You indicated that you had been diagnosed with Diabetes or Pre-Diabetes. Were you told that you had:

(only includes students that have been diagnosed with Diabetes or Pre-Diabetes)

Type 1 Diabetes

	Male		Female		Unknown		Total Freq.	Pct.
	Freq.	Pct.	Freq.	Pct.	Freq.	Pct.		
1 No	1	33	6	60	0	0	7	50.0
2 Yes	2	67	4	40	0	0	7	50.0
Valid responses =	3	21	10	71	0	0	14	1.9

Invalid responses include no response.

65S2) You indicated that you had been diagnosed with Diabetes or Pre-Diabetes. Were you told that you had:

(only includes students that have been diagnosed with Diabetes or Pre-Diabetes)

Type 2 Diabetes

	Male		Female		Unknown		Total Freq.	Pct.
	Freq.	Pct.	Freq.	Pct.	Freq.	Pct.		
1 No	2	67	7	70	0	0	10	71.4
2 Yes	1	33	3	30	0	0	4	28.6
Valid responses =	3	21	10	71	0	0	14	1.9

Invalid responses include no response.



AMERICAN COLLEGE HEALTH ASSOCIATION

American College Health Association-National College Health Assessment (ACHA-NCHA III)

Institutional Data Report - Spring 2020

American College Health Association

8455 Colesville Road, Suite 740

Silver Spring, MD 20910

(410) 859-1500

www.acha.org

UNIVERSITY OF NORTHERN IOWA

April 7, 2020

FREQUENCY REPORT

Number of Surveys (n) =

719 Web Surveys

65S3) You indicated that you had been diagnosed with Diabetes or Pre-Diabetes. Were you told that you had:

(only includes students that have been diagnosed with Diabetes or Pre-Diabetes)

Pre-diabetes or insulin resistance

	Male		Female		Unknown		Total Freq.	Pct.
	Freq.	Pct.	Freq.	Pct.	Freq.	Pct.		
1 No	3	100	8	73	0	0	12	80.0
2 Yes	0	0	3	27	0	0	3	20.0
Valid responses =	3	20	11	73	0	0	15	2.1

Invalid responses include no response.

65S4) You indicated that you had been diagnosed with Diabetes or Pre-Diabetes. Were you told that you had:

(only includes students that have been diagnosed with Diabetes or Pre-Diabetes)

Gestational Diabetes

	Male		Female		Unknown		Total Freq.	Pct.
	Freq.	Pct.	Freq.	Pct.	Freq.	Pct.		
1 No	3	100	9	90	0	0	13	92.9
2 Yes	0	0	1	10	0	0	1	7.1
Valid responses =	3	21	10	71	0	0	14	1.9

Invalid responses include no response.

65T1) Have you had an appointment and/or discussion with a healthcare or mental health professional for the following condition(s) within the last 12 months?

(only includes students that have been diagnosed with this condition)

Acne

	Male		Female		Unknown		Total Freq.	Pct.
	Freq.	Pct.	Freq.	Pct.	Freq.	Pct.		
1 No	14	67	84	53	1	100	103	55.4
2 Yes	7	33	74	47	0	0	83	44.6
Valid responses =	21	11	158	85	1	1	186	25.9

Invalid responses include no response.

65T2) Have you had an appointment and/or discussion with a healthcare or mental health professional for the following condition(s) within the last 12 months?

(only includes students that have been diagnosed with this condition)

ADD/ADHD - Attention Deficit/Hyperactivity Disorder

	Male		Female		Unknown		Total Freq.	Pct.
	Freq.	Pct.	Freq.	Pct.	Freq.	Pct.		
1 No	1	10	10	44	0	0	12	33.3
2 Yes	9	90	13	57	1	100	24	66.7
Valid responses =	10	28	23	64	1	3	36	5.0

Invalid responses include no response.

65T3) Have you had an appointment and/or discussion with a healthcare or mental health professional for the following condition(s) within the last 12 months?

(only includes students that have been diagnosed with this condition)

Alcohol or Other Drug-Related Abuse or Addiction

	Male		Female		Unknown		Total Freq.	Pct.
	Freq.	Pct.	Freq.	Pct.	Freq.	Pct.		
1 No	0	0	3	75	0	0	3	75.0
2 Yes	0	0	1	25	0	0	1	25.0
Valid responses =	0	0	4	100	0	0	4	0.6

Invalid responses include no response.

65T4) Have you had an appointment and/or discussion with a healthcare or mental health professional for the following condition(s) within the last 12 months?

(only includes students that have been diagnosed with this condition)

Allergies - food allergy

	Male		Female		Unknown		Total Freq.	Pct.
	Freq.	Pct.	Freq.	Pct.	Freq.	Pct.		
1 No	6	86	31	71	0	0	38	73.1
2 Yes	1	14	13	30	0	0	14	26.9
Valid responses =	7	13	44	85	0	0	52	7.2

Invalid responses include no response.

65T5) Have you had an appointment and/or discussion with a healthcare or mental health professional for the following condition(s) within the last 12 months?

(only includes students that have been diagnosed with this condition)

Allergies - animals/pets

	Male		Female		Unknown		Total Freq.	Pct.
	Freq.	Pct.	Freq.	Pct.	Freq.	Pct.		
1 No	4	50	51	73	0	0	55	69.6
2 Yes	4	50	19	27	0	0	24	30.4
Valid responses =	8	10	70	89	0	0	79	11.0

Invalid responses include no response.



AMERICAN COLLEGE HEALTH ASSOCIATION

American College Health Association-National College Health Assessment (ACHA-NCHA III)

Institutional Data Report - Spring 2020

American College Health Association

8455 Colesville Road, Suite 740

Silver Spring, MD 20910

(410) 859-1500

www.acha.org

April 7, 2020

FREQUENCY REPORT

Number of Surveys (n) =

719 Web Surveys

65T6) Have you had an appointment and/or discussion with a healthcare or mental health professional for the following condition(s) within the last 12 months?

(only includes students that have been diagnosed with this condition)

Allergies - environmental (for example: pollen, grass, dust, mold)

	Male		Female		Unknown		Total		Pct.
	Freq.	Pct.	Freq.	Pct.	Freq.	Pct.	Freq.	Pct.	
1 No	23	66	100	69	1	100	127	67.9	
2 Yes	12	34	44	31	0	0	60	32.1	
Valid responses =	35	19	144	77	1	1	187	26.0	

Invalid responses include no response.

65T7) Have you had an appointment and/or discussion with a healthcare or mental health professional for the following condition(s) within the last 12 months?

(only includes students that have been diagnosed with this condition)

Anxiety (for example: Generalized Anxiety, Social Anxiety, Panic Disorder, Specific Phobia)

	Male		Female		Unknown		Total		Pct.
	Freq.	Pct.	Freq.	Pct.	Freq.	Pct.	Freq.	Pct.	
1 No	10	39	40	20	0	0	52	22.1	
2 Yes	16	62	160	80	0	0	183	77.9	
Valid responses =	26	11	200	85	0	0	235	32.7	

Invalid responses include no response.

65T8) Have you had an appointment and/or discussion with a healthcare or mental health professional for the following condition(s) within the last 12 months?

(only includes students that have been diagnosed with this condition)

Asthma

	Male		Female		Unknown		Total		Pct.
	Freq.	Pct.	Freq.	Pct.	Freq.	Pct.	Freq.	Pct.	
1 No	16	80	45	58	0	0	64	64.0	
2 Yes	4	20	32	42	0	0	36	36.0	
Valid responses =	20	20	77	77	0	0	100	13.9	

Invalid responses include no response.

65T9) Have you had an appointment and/or discussion with a healthcare or mental health professional for the following condition(s) within the last 12 months?

(only includes students that have been diagnosed with this condition)

Autism Spectrum

	Male		Female		Unknown		Total		Pct.
	Freq.	Pct.	Freq.	Pct.	Freq.	Pct.	Freq.	Pct.	
1 No	2	50	1	50	0	0	3	42.9	
2 Yes	2	50	1	50	0	0	4	57.1	
Valid responses =	4	57	2	29	0	0	7	1.0	

Invalid responses include no response.

65T10) Have you had an appointment and/or discussion with a healthcare or mental health professional for the following condition(s) within the last 12 months?

(only includes students that have been diagnosed with this condition)

Bipolar and Related Conditions (for example: Bipolar I, II, Hypomanic Episode)

	Male		Female		Unknown		Total		Pct.
	Freq.	Pct.	Freq.	Pct.	Freq.	Pct.	Freq.	Pct.	
1 No	0	0	0	0	0	0	0	0.0	
2 Yes	0	0	7	100	0	0	8	100.0	
Valid responses =	0	0	7	88	0	0	8	1.1	

Invalid responses include no response.

65T11) Have you had an appointment and/or discussion with a healthcare or mental health professional for the following condition(s) within the last 12 months?

(only includes students that have been diagnosed with this condition)

Borderline Personality Disorder (BPD), Avoidant Personality, Dependent Personality, or another personality disorder

	Male		Female		Unknown		Total		Pct.
	Freq.	Pct.	Freq.	Pct.	Freq.	Pct.	Freq.	Pct.	
1 No	0	0	2	33	0	0	2	20.0	
2 Yes	1	100	4	67	0	0	8	80.0	
Valid responses =	1	10	6	60	0	0	10	1.4	

Invalid responses include no response.

65T12) Have you had an appointment and/or discussion with a healthcare or mental health professional for the following condition(s) within the last 12 months?

(only includes students that have been diagnosed with this condition)

Cancer

	Male		Female		Unknown		Total		Pct.
	Freq.	Pct.	Freq.	Pct.	Freq.	Pct.	Freq.	Pct.	
1 No	0	0	3	75	0	0	3	75.0	
2 Yes	0	0	1	25	0	0	1	25.0	
Valid responses =	0	0	4	100	0	0	4	0.6	

Invalid responses include no response.



AMERICAN COLLEGE HEALTH ASSOCIATION

American College Health Association-National College Health Assessment (ACHA-NCHA III)

Institutional Data Report - Spring 2020

American College Health Association
8455 Colesville Road, Suite 740
Silver Spring, MD 20910
(410) 859-1500
www.acha.org

UNIVERSITY OF NORTHERN IOWA

April 7, 2020

FREQUENCY REPORT

Number of Surveys (n) = 719 Web Surveys

65T13) Have you had an appointment and/or discussion with a healthcare or mental health professional for the following condition(s) within the last 12 months?
(only includes students that have been diagnosed with this condition)

Celiac disease

	Male		Female		Unknown		Total	
	Freq.	Pct.	Freq.	Pct.	Freq.	Pct.	Freq.	Pct.
1 No	0	0	2	33	0	0	2	33.3
2 Yes	0	0	4	67	0	0	4	66.7
Valid responses =	0	0	6	100	0	0	6	0.8

Invalid responses include no response.

65T14) Have you had an appointment and/or discussion with a healthcare or mental health professional for the following condition(s) within the last 12 months?
(only includes students that have been diagnosed with this condition)

Chronic pain (for example: back or joint pain, arthritis, nerve pain)

	Male		Female		Unknown		Total	
	Freq.	Pct.	Freq.	Pct.	Freq.	Pct.	Freq.	Pct.
1 No	1	14	8	20	0	0	9	18.8
2 Yes	6	86	33	81	0	0	39	81.3
Valid responses =	7	15	41	85	0	0	48	6.7

Invalid responses include no response.

65T15) Have you had an appointment and/or discussion with a healthcare or mental health professional for the following condition(s) within the last 12 months?
(only includes students that have been diagnosed with this condition)

Depression (for example: Major depression, persistent depressive disorder, disruptive mood disorder)

	Male		Female		Unknown		Total	
	Freq.	Pct.	Freq.	Pct.	Freq.	Pct.	Freq.	Pct.
1 No	8	30	29	17	0	0	41	19.9
2 Yes	19	70	139	83	0	0	165	80.1
Valid responses =	27	13	168	82	0	0	206	28.7

Invalid responses include no response.

65T16) Have you had an appointment and/or discussion with a healthcare or mental health professional for the following condition(s) within the last 12 months?
(only includes students that have been diagnosed with this condition)

Diabetes or pre-diabetes/insulin resistance

	Male		Female		Unknown		Total	
	Freq.	Pct.	Freq.	Pct.	Freq.	Pct.	Freq.	Pct.
1 No	0	0	0	0	0	0	0	0.0
2 Yes	3	100	11	100	0	0	15	100.0
Valid responses =	3	20	11	73	0	0	15	2.1

Invalid responses include no response.

65T17) Have you had an appointment and/or discussion with a healthcare or mental health professional for the following condition(s) within the last 12 months?
(only includes students that have been diagnosed with this condition)

Eating Disorders (for example: Anorexia Nervosa, Bulimia Nervosa, Binge-Eating)

	Male		Female		Unknown		Total	
	Freq.	Pct.	Freq.	Pct.	Freq.	Pct.	Freq.	Pct.
1 No	0	0	12	55	0	0	13	54.2
2 Yes	0	0	10	46	0	0	11	45.8
Valid responses =	0	0	22	92	0	0	24	3.3

Invalid responses include no response.

65T18) Have you had an appointment and/or discussion with a healthcare or mental health professional for the following condition(s) within the last 12 months?
(only includes students that have been diagnosed with this condition)

Endometriosis

	Male		Female		Unknown		Total	
	Freq.	Pct.	Freq.	Pct.	Freq.	Pct.	Freq.	Pct.
1 No	0	0	4	25	0	0	4	25.0
2 Yes	0	0	12	75	0	0	12	75.0
Valid responses =	0	0	16	100	0	0	16	2.2

Invalid responses include no response.

65T19) Have you had an appointment and/or discussion with a healthcare or mental health professional for the following condition(s) within the last 12 months?
(only includes students that have been diagnosed with this condition)

Gambling Disorder

	Male		Female		Unknown		Total	
	Freq.	Pct.	Freq.	Pct.	Freq.	Pct.	Freq.	Pct.
1 No	0	0	0	0	0	0	0	0.0
2 Yes	1	100	0	0	0	0	1	100.0
Valid responses =	1	100	0	0	0	0	1	0.1

Invalid responses include no response.



AMERICAN COLLEGE HEALTH ASSOCIATION

American College Health Association-National College Health Assessment (ACHA-NCHA III)

Institutional Data Report - Spring 2020

American College Health Association

8455 Colesville Road, Suite 740

Silver Spring, MD 20910

(410) 859-1500

www.acha.org

UNIVERSITY OF NORTHERN IOWA

April 7, 2020

FREQUENCY REPORT

Number of Surveys (n) = 719 Web Surveys

65T20) Have you had an appointment and/or discussion with a healthcare or mental health professional for the following condition(s) within the last 12 months?
(only includes students that have been diagnosed with this condition)

Genital herpes

	Male		Female		Unknown		Total		Pct.
	Freq.	Pct.	Freq.	Pct.	Freq.	Pct.	Freq.		
1 No	0	0	2	50	0	0	3	60.0	
2 Yes	0	0	2	50	0	0	2	40.0	
Valid responses =	0	0	4	80	0	0	5	0.7	

Invalid responses include no response.

65T21) Have you had an appointment and/or discussion with a healthcare or mental health professional for the following condition(s) within the last 12 months?
(only includes students that have been diagnosed with this condition)

Gastroesophageal Reflux Disease (GERD) or acid reflux

	Male		Female		Unknown		Total		Pct.
	Freq.	Pct.	Freq.	Pct.	Freq.	Pct.	Freq.		
1 No	2	50	17	47	0	0	21	48.8	
2 Yes	2	50	19	53	0	0	22	51.2	
Valid responses =	4	9	36	84	0	0	43	6.0	

Invalid responses include no response.

65T22) Have you had an appointment and/or discussion with a healthcare or mental health professional for the following condition(s) within the last 12 months?
(only includes students that have been diagnosed with this condition)

Heart & vascular disorders (for example: atrial fibrillation or other cardiac arrhythmia, mitral valve prolapse or other valvular heart disease, congenital heart condition)

	Male		Female		Unknown		Total		Pct.
	Freq.	Pct.	Freq.	Pct.	Freq.	Pct.	Freq.		
1 No	2	67	6	50	0	0	8	53.3	
2 Yes	1	33	6	50	0	0	7	46.7	
Valid responses =	3	20	12	80	0	0	15	2.1	

Invalid responses include no response.

65T23) Have you had an appointment and/or discussion with a healthcare or mental health professional for the following condition(s) within the last 12 months?
(only includes students that have been diagnosed with this condition)

Hepatitis B or C

	Male		Female		Unknown		Total		Pct.
	Freq.	Pct.	Freq.	Pct.	Freq.	Pct.	Freq.		
1 No	0	0	0	0	0	0	0	0.0	
2 Yes	0	0	1	100	0	0	1	100.0	
Valid responses =	0	0	1	100	0	0	1	0.1	

Invalid responses include no response.

65T24) Have you had an appointment and/or discussion with a healthcare or mental health professional for the following condition(s) within the last 12 months?
(only includes students that have been diagnosed with this condition)

High blood pressure (hypertension)

	Male		Female		Unknown		Total		Pct.
	Freq.	Pct.	Freq.	Pct.	Freq.	Pct.	Freq.		
1 No	3	75	1	8	0	0	5	29.4	
2 Yes	1	25	11	92	0	0	12	70.6	
Valid responses =	4	24	12	71	0	0	17	2.4	

Invalid responses include no response.

65T25) Have you had an appointment and/or discussion with a healthcare or mental health professional for the following condition(s) within the last 12 months?
(only includes students that have been diagnosed with this condition)

High cholesterol (hyperlipidemia)

	Male		Female		Unknown		Total		Pct.
	Freq.	Pct.	Freq.	Pct.	Freq.	Pct.	Freq.		
1 No	0	0	2	25	0	0	3	30.0	
2 Yes	1	100	6	75	0	0	7	70.0	
Valid responses =	1	10	8	80	0	0	10	1.4	

Invalid responses include no response.

65T26) Have you had an appointment and/or discussion with a healthcare or mental health professional for the following condition(s) within the last 12 months?
(only includes students that have been diagnosed with this condition)

HIV or AIDS

	Male		Female		Unknown		Total		Pct.
	Freq.	Pct.	Freq.	Pct.	Freq.	Pct.	Freq.		
1 No	1	100	0	0	0	0	1	100.0	
2 Yes	0	0	0	0	0	0	0	0.0	
Valid responses =	1	100	0	0	0	0	1	0.1	

Invalid responses include no response.



AMERICAN COLLEGE HEALTH ASSOCIATION

American College Health Association-National College Health Assessment (ACHA-NCHA III)

Institutional Data Report - Spring 2020

American College Health Association

8455 Colesville Road, Suite 740

Silver Spring, MD 20910

(410) 859-1500

www.acha.org

UNIVERSITY OF NORTHERN IOWA

April 7, 2020

FREQUENCY REPORT

Number of Surveys (n) = 719 Web Surveys

65T27) Have you had an appointment and/or discussion with a healthcare or mental health professional for the following condition(s) within the last 12 months?
(only includes students that have been diagnosed with this condition)

Human papillomavirus (HPV) or genital warts

	Male		Female		Unknown		Total	
	Freq.	Pct.	Freq.	Pct.	Freq.	Pct.	Freq.	Pct.
1 No	0	0	3	38	0	0	3	37.5
2 Yes	0	0	5	63	0	0	5	62.5
Valid responses =	0	0	8	100	0	0	8	1.1

Invalid responses include no response.

65T28) Have you had an appointment and/or discussion with a healthcare or mental health professional for the following condition(s) within the last 12 months?
(only includes students that have been diagnosed with this condition)

Insomnia

	Male		Female		Unknown		Total	
	Freq.	Pct.	Freq.	Pct.	Freq.	Pct.	Freq.	Pct.
1 No	1	33	10	28	0	0	14	33.3
2 Yes	2	67	26	72	0	0	28	66.7
Valid responses =	3	7	36	86	0	0	42	5.8

Invalid responses include no response.

65T29) Have you had an appointment and/or discussion with a healthcare or mental health professional for the following condition(s) within the last 12 months?
(only includes students that have been diagnosed with this condition)

Irritable bowel syndrome (spastic colon or spastic bowel)

	Male		Female		Unknown		Total	
	Freq.	Pct.	Freq.	Pct.	Freq.	Pct.	Freq.	Pct.
1 No	0	0	19	50	0	0	20	48.8
2 Yes	1	100	19	50	0	0	21	51.2
Valid responses =	1	2	38	93	0	0	41	5.7

Invalid responses include no response.

65T30) Have you had an appointment and/or discussion with a healthcare or mental health professional for the following condition(s) within the last 12 months?
(only includes students that have been diagnosed with this condition)

Migraine headaches

	Male		Female		Unknown		Total	
	Freq.	Pct.	Freq.	Pct.	Freq.	Pct.	Freq.	Pct.
1 No	4	80	35	38	0	0	42	41.2
2 Yes	1	20	57	62	0	0	60	58.8
Valid responses =	5	5	92	90	0	0	102	14.2

Invalid responses include no response.

65T31) Have you had an appointment and/or discussion with a healthcare or mental health professional for the following condition(s) within the last 12 months?
(only includes students that have been diagnosed with this condition)

Obsessive-Compulsive and Related Conditions (for example: OCD, Body Dysmorphia, Hoarding, Trichotillomania and other body-focused repetitive behavior disorders)

	Male		Female		Unknown		Total	
	Freq.	Pct.	Freq.	Pct.	Freq.	Pct.	Freq.	Pct.
1 No	0	0	6	35	0	0	8	38.1
2 Yes	2	100	11	65	0	0	13	61.9
Valid responses =	2	10	17	81	0	0	21	2.9

Invalid responses include no response.

65T32) Have you had an appointment and/or discussion with a healthcare or mental health professional for the following condition(s) within the last 12 months?
(only includes students that have been diagnosed with this condition)

Polycystic Ovarian Syndrome (PCOS)

	Male		Female		Unknown		Total	
	Freq.	Pct.	Freq.	Pct.	Freq.	Pct.	Freq.	Pct.
1 No	0	0	1	7	0	0	1	7.1
2 Yes	0	0	13	93	0	0	13	92.9
Valid responses =	0	0	14	100	0	0	14	1.9

Invalid responses include no response.

65T33) Have you had an appointment and/or discussion with a healthcare or mental health professional for the following condition(s) within the last 12 months?
(only includes students that have been diagnosed with this condition)

PTSD (Posttraumatic Stress Disorder), Adjustment Disorder, or another trauma- or stressor-related condition

	Male		Female		Unknown		Total	
	Freq.	Pct.	Freq.	Pct.	Freq.	Pct.	Freq.	Pct.
1 No	0	0	14	37	0	0	14	33.3
2 Yes	1	100	24	63	0	0	28	66.7
Valid responses =	1	2	38	90	0	0	42	5.8

Invalid responses include no response.



AMERICAN COLLEGE HEALTH ASSOCIATION

American College Health Association-National College Health Assessment (ACHA-NCHA III)

Institutional Data Report - Spring 2020

UNIVERSITY OF NORTHERN IOWA

American College Health Association
8455 Coesville Road, Suite 740
Silver Spring, MD 20910
(410) 859-1500

April 7, 2020
FREQUENCY REPORT
Number of Surveys (n) =

719 Web Surveys

www.acha.org

65T34) Have you had an appointment and/or discussion with a healthcare or mental health professional for the following condition(s) within the last 12 months?
(only includes students that have been diagnosed with this condition)

Schizophrenia and Other Psychotic Conditions (for example: Schizophrenia, Schizoaffective Disorder, Schizophreniform Disorder, Delusional Disorder)

	Male		Female		Unknown		Total	
	Freq.	Pct.	Freq.	Pct.	Freq.	Pct.	Freq.	Pct.
1 No	0	0	0	0	0	0	0	0.0
2 Yes	1	100	0	0	0	0	1	100.0
Valid responses =	1	100	0	0	0	0	1	0.1

Invalid responses include no response.

65T35) Have you had an appointment and/or discussion with a healthcare or mental health professional for the following condition(s) within the last 12 months?
(only includes students that have been diagnosed with this condition)

Sleep Apnea

	Male		Female		Unknown		Total	
	Freq.	Pct.	Freq.	Pct.	Freq.	Pct.	Freq.	Pct.
1 No	1	50	3	38	0	0	4	40.0
2 Yes	1	50	5	63	0	0	6	60.0
Valid responses =	2	20	8	80	0	0	10	1.4

Invalid responses include no response.

65T36) Have you had an appointment and/or discussion with a healthcare or mental health professional for the following condition(s) within the last 12 months?
(only includes students that have been diagnosed with this condition)

Thyroid condition or disorder

	Male		Female		Unknown		Total	
	Freq.	Pct.	Freq.	Pct.	Freq.	Pct.	Freq.	Pct.
1 No	1	100	3	18	0	0	4	22.2
2 Yes	0	0	14	82	0	0	14	77.8
Valid responses =	1	6	17	94	0	0	18	2.5

Invalid responses include no response.

65T37) Have you had an appointment and/or discussion with a healthcare or mental health professional for the following condition(s) within the last 12 months?
(only includes students that have been diagnosed with this condition)

Tourette's or other neurodevelopmental condition not already listed

	Male		Female		Unknown		Total	
	Freq.	Pct.	Freq.	Pct.	Freq.	Pct.	Freq.	Pct.
1 No	0	0	0	0	0	0	0	0.0
2 Yes	0	0	0	0	0	0	0	0.0
Valid responses =	0	0	0	0	0	0	0	0.0

Invalid responses include no response.

65T38) Have you had an appointment and/or discussion with a healthcare or mental health professional for the following condition(s) within the last 12 months?
(only includes students that have been diagnosed with this condition)

Traumatic brain injury (TBI)

	Male		Female		Unknown		Total	
	Freq.	Pct.	Freq.	Pct.	Freq.	Pct.	Freq.	Pct.
1 No	2	100	3	60	0	0	5	71.4
2 Yes	0	0	2	40	0	0	2	28.6
Valid responses =	2	29	5	71	0	0	7	1.0

Invalid responses include no response.

65T39) Have you had an appointment and/or discussion with a healthcare or mental health professional for the following condition(s) within the last 12 months?
(only includes students that have been diagnosed with this condition)

Urinary system disorder (for example: bladder or kidney disease, urinary reflux, interstitial cystitis)

	Male		Female		Unknown		Total	
	Freq.	Pct.	Freq.	Pct.	Freq.	Pct.	Freq.	Pct.
1 No	1	100	4	40	0	0	5	45.5
2 Yes	0	0	6	60	0	0	6	54.5
Valid responses =	1	9	10	91	0	0	11	1.5

Invalid responses include no response.

65T40) Have you had an appointment and/or discussion with a healthcare or mental health professional for the following condition(s) within the last 12 months?
(only includes students that have been diagnosed with this condition)

Other ongoing or chronic condition not listed above

	Male		Female		Unknown		Total	
	Freq.	Pct.	Freq.	Pct.	Freq.	Pct.	Freq.	Pct.
1 No	2	67	8	32	0	0	10	35.7
2 Yes	1	33	17	68	0	0	18	64.3
Valid responses =	3	11	25	89	0	0	28	3.9

Invalid responses include no response.



AMERICAN COLLEGE HEALTH ASSOCIATION

American College Health Association-National College Health Assessment (ACHA-NCHA III)

Institutional Data Report - Spring 2020

UNIVERSITY OF NORTHERN IOWA

American College Health Association
8455 Colesville Road, Suite 740
Silver Spring, MD 20910
(410) 859-1500
www.acha.org

April 7, 2020
FREQUENCY REPORT
Number of Surveys (n) = 719 Web Surveys

65U2) In the last 12 months, what treatment(s), if any, have you used for the following conditions?
(only includes students that have had an appointment/discussion with a healthcare/mental health professional for the condition within the last 12 months)
ADD/ADHD - Attention Deficit/Hyperactivity Disorder

	Male		Female		Unknown		Total	
	Freq.	Pct.	Freq.	Pct.	Freq.	Pct.	Freq.	Pct.
1 No treatment	0	0	3	23	0	0	3	12.5
2 Medicine only	8	89	8	62	1	100	17	70.8
3 Therapy only	0	0	1	8	0	0	1	4.2
4 Both medicine and therapy	1	11	1	8	0	0	3	12.5
5 Other Treatment	0	0	0	0	0	0	0	0.0
Valid responses =	9	38	13	54	1	4	24	3.3

Invalid responses include no response.

65U3) In the last 12 months, what treatment(s), if any, have you used for the following conditions?
(only includes students that have had an appointment/discussion with a healthcare/mental health professional for the condition within the last 12 months)
Alcohol or Other Drug-Related Abuse or Addiction

	Male		Female		Unknown		Total	
	Freq.	Pct.	Freq.	Pct.	Freq.	Pct.	Freq.	Pct.
1 No treatment	0	0	0	0	0	0	0	0.0
2 Medicine only	0	0	0	0	0	0	0	0.0
3 Therapy only	0	0	1	100	0	0	1	100.0
4 Both medicine and therapy	0	0	0	0	0	0	0	0.0
5 Other Treatment	0	0	0	0	0	0	0	0.0
Valid responses =	0	0	1	100	0	0	1	0.1

Invalid responses include no response.

65U7) In the last 12 months, what treatment(s), if any, have you used for the following conditions?
(only includes students that have had an appointment/discussion with a healthcare/mental health professional for the condition within the last 12 months)
Anxiety (for example: Generalized Anxiety, Social Anxiety, Panic Disorder, Specific Phobia)

	Male		Female		Unknown		Total	
	Freq.	Pct.	Freq.	Pct.	Freq.	Pct.	Freq.	Pct.
1 No treatment	0	0	8	5	0	0	9	4.9
2 Medicine only	8	50	61	38	0	0	71	38.8
3 Therapy only	4	25	21	13	0	0	26	14.2
4 Both medicine and therapy	4	25	68	43	0	0	75	41.0
5 Other Treatment	0	0	2	1	0	0	2	1.1
Valid responses =	16	9	160	87	0	0	183	25.5

Invalid responses include no response.

65U9) In the last 12 months, what treatment(s), if any, have you used for the following conditions?
(only includes students that have had an appointment/discussion with a healthcare/mental health professional for the condition within the last 12 months)
Autism spectrum

	Male		Female		Unknown		Total	
	Freq.	Pct.	Freq.	Pct.	Freq.	Pct.	Freq.	Pct.
1 No treatment	0	0	0	0	0	0	1	25.0
2 Medicine only	0	0	0	0	0	0	0	0.0
3 Therapy only	1	50	0	0	0	0	1	25.0
4 Both medicine and therapy	1	50	0	0	0	0	1	25.0
5 Other Treatment	0	0	1	100	0	0	1	25.0
Valid responses =	2	50	1	25	0	0	4	0.6

Invalid responses include no response.

65U10) In the last 12 months, what treatment(s), if any, have you used for the following conditions?
(only includes students that have had an appointment/discussion with a healthcare/mental health professional for the condition within the last 12 months)
Bipolar and Related Conditions (for example: Bipolar I, II, Hypomanic Episode)

	Male		Female		Unknown		Total	
	Freq.	Pct.	Freq.	Pct.	Freq.	Pct.	Freq.	Pct.
1 No treatment	0	0	0	0	0	0	0	0.0
2 Medicine only	0	0	1	14	0	0	2	25.0
3 Therapy only	0	0	1	14	0	0	1	12.5
4 Both medicine and therapy	0	0	5	71	0	0	5	62.5
5 Other Treatment	0	0	0	0	0	0	0	0.0
Valid responses =	0	0	7	88	0	0	8	1.1

Invalid responses include no response.

65U11) In the last 12 months, what treatment(s), if any, have you used for the following conditions?
(only includes students that have had an appointment/discussion with a healthcare/mental health professional for the condition within the last 12 months)
Borderline Personality Disorder (BPD), Avoidant Personality, Dependent Personality, or another personality disorder

	Male		Female		Unknown		Total	
	Freq.	Pct.	Freq.	Pct.	Freq.	Pct.	Freq.	Pct.
1 No treatment	0	0	0	0	0	0	0	0.0
2 Medicine only	0	0	1	25	0	0	1	12.5
3 Therapy only	1	100	2	50	0	0	4	50.0
4 Both medicine and therapy	0	0	1	25	0	0	3	37.5
5 Other Treatment	0	0	0	0	0	0	0	0.0
Valid responses =	1	13	4	50	0	0	8	1.1

Invalid responses include no response.



AMERICAN COLLEGE HEALTH ASSOCIATION

American College Health Association-National College Health Assessment (ACHA-NCHA III)

Institutional Data Report - Spring 2020

UNIVERSITY OF NORTHERN IOWA

American College Health Association
8455 Coesville Road, Suite 740
Silver Spring, MD 20910
(410) 859-1500
www.acha.org

April 7, 2020

FREQUENCY REPORT

Number of Surveys (n) = 719 Web Surveys

65U15) In the last 12 months, what treatment(s), if any, have you used for the following conditions?

(only includes students that have had an appointment/discussion with a healthcare/mental health professional for the condition within the last 12 months)

Depression (for example: Major depression, persistent depressive disorder, disruptive mood disorder)

	Male		Female		Unknown		Total	
	Freq.	Pct.	Freq.	Pct.	Freq.	Pct.	Freq.	Pct.
1 No treatment	0	0	6	4	0	0	7	4.2
2 Medicine only	6	32	57	41	0	0	65	39.4
3 Therapy only	4	21	17	12	0	0	21	12.7
4 Both medicine and therapy	7	37	59	42	0	0	69	41.8
5 Other Treatment	2	11	0	0	0	0	3	1.8
Valid responses =	19	12	139	84	0	0	165	22.9

Invalid responses include no response.

65U17) In the last 12 months, what treatment(s), if any, have you used for the following conditions?

(only includes students that have had an appointment/discussion with a healthcare/mental health professional for the condition within the last 12 months)

Eating Disorders (for example: Anorexia Nervosa, Bulimia Nervosa, Binge-Eating)

	Male		Female		Unknown		Total	
	Freq.	Pct.	Freq.	Pct.	Freq.	Pct.	Freq.	Pct.
1 No treatment	0	0	1	10	0	0	1	9.1
2 Medicine only	0	0	2	20	0	0	2	18.2
3 Therapy only	0	0	4	40	0	0	5	45.5
4 Both medicine and therapy	0	0	3	30	0	0	3	27.3
5 Other Treatment	0	0	0	0	0	0	0	0.0
Valid responses =	0	0	10	91	0	0	11	1.5

Invalid responses include no response.

65U19) In the last 12 months, what treatment(s), if any, have you used for the following conditions?

(only includes students that have had an appointment/discussion with a healthcare/mental health professional for the condition within the last 12 months)

Gambling Disorder

	Male		Female		Unknown		Total	
	Freq.	Pct.	Freq.	Pct.	Freq.	Pct.	Freq.	Pct.
1 No treatment	0	0	0	0	0	0	0	0.0
2 Medicine only	0	0	0	0	0	0	0	0.0
3 Therapy only	1	100	0	0	0	0	1	100.0
4 Both medicine and therapy	0	0	0	0	0	0	0	0.0
5 Other Treatment	0	0	0	0	0	0	0	0.0
Valid responses =	1	100	0	0	0	0	1	0.1

Invalid responses include no response.

65U28) In the last 12 months, what treatment(s), if any, have you used for the following conditions?

(only includes students that have had an appointment/discussion with a healthcare/mental health professional for the condition within the last 12 months)

Insomnia

	Male		Female		Unknown		Total	
	Freq.	Pct.	Freq.	Pct.	Freq.	Pct.	Freq.	Pct.
1 No treatment	0	0	4	15	0	0	4	14.3
2 Medicine only	2	100	10	39	0	0	12	42.9
3 Therapy only	0	0	2	8	0	0	2	7.1
4 Both medicine and therapy	0	0	10	39	0	0	10	35.7
5 Other Treatment	0	0	0	0	0	0	0	0.0
Valid responses =	2	7	26	93	0	0	28	3.9

Invalid responses include no response.

65U31) In the last 12 months, what treatment(s), if any, have you used for the following conditions?

(only includes students that have had an appointment/discussion with a healthcare/mental health professional for the condition within the last 12 months)

Obsessive-Compulsive and Related Conditions (for example: OCD, Body Dysmorphia, Hoarding, Trichotillomania and other body-focused repetitive behavior disorders)

	Male		Female		Unknown		Total	
	Freq.	Pct.	Freq.	Pct.	Freq.	Pct.	Freq.	Pct.
1 No treatment	0	0	0	0	0	0	0	0.0
2 Medicine only	1	50	1	9	0	0	2	15.4
3 Therapy only	0	0	3	27	0	0	3	23.1
4 Both medicine and therapy	1	50	7	64	0	0	8	61.5
5 Other Treatment	0	0	0	0	0	0	0	0.0
Valid responses =	2	15	11	85	0	0	13	1.8

Invalid responses include no response.

65U33) In the last 12 months, what treatment(s), if any, have you used for the following conditions?

(only includes students that have had an appointment/discussion with a healthcare/mental health professional for the condition within the last 12 months)

PTSD (Posttraumatic Stress Disorder), Acute Stress Disorder, Adjustment Disorder, or another trauma- or stressor- related condition

	Male		Female		Unknown		Total	
	Freq.	Pct.	Freq.	Pct.	Freq.	Pct.	Freq.	Pct.
1 No treatment	0	0	0	0	0	0	1	3.6
2 Medicine only	0	0	3	13	0	0	3	10.7
3 Therapy only	0	0	12	50	0	0	13	46.4
4 Both medicine and therapy	1	100	9	38	0	0	11	39.3
5 Other Treatment	0	0	0	0	0	0	0	0.0
Valid responses =	1	4	24	86	0	0	28	3.9

Invalid responses include no response.



AMERICAN COLLEGE HEALTH ASSOCIATION

American College Health Association-National College Health Assessment (ACHA-NCHA III)

Institutional Data Report - Spring 2020

UNIVERSITY OF NORTHERN IOWA

American College Health Association
8455 Colesville Road, Suite 740
Silver Spring, MD 20910
(410) 859-1500
www.acha.org

April 7, 2020
FREQUENCY REPORT
Number of Surveys (n) = 719 Web Surveys

65U34) In the last 12 months, what treatment(s), if any, have you used for the following conditions?
(only includes students that have had an appointment/discussion with a healthcare/mental health professional for the condition within the last 12 months)
Schizophrenia and Other Psychotic Conditions (for example: Schizophrenia, Schizoaffective Disorder, Schizophreniform Disorder, Delusional Disorder)

	Male		Female		Unknown		Total	
	Freq.	Pct.	Freq.	Pct.	Freq.	Pct.	Freq.	Pct.
1 No treatment	1	100	0	0	0	0	1	100.0
2 Medicine only	0	0	0	0	0	0	0	0.0
3 Therapy only	0	0	0	0	0	0	0	0.0
4 Both medicine and therapy	0	0	0	0	0	0	0	0.0
5 Other Treatment	0	0	0	0	0	0	0	0.0
Valid responses =	1	100	0	0	0	0	1	0.1

Invalid responses include no response.

65U37) In the last 12 months, what treatment(s), if any, have you used for the following conditions?
(only includes students that have had an appointment/discussion with a healthcare/mental health professional for the condition within the last 12 months)
Tourette's or other neurodevelopmental condition not already listed

	Male		Female		Unknown		Total	
	Freq.	Pct.	Freq.	Pct.	Freq.	Pct.	Freq.	Pct.
1 No treatment	0	0	0	0	0	0	0	0.0
2 Medicine only	0	0	0	0	0	0	0	0.0
3 Therapy only	0	0	0	0	0	0	0	0.0
4 Both medicine and therapy	0	0	0	0	0	0	0	0.0
5 Other Treatment	0	0	0	0	0	0	0	0.0
Valid responses =	0	0	0	0	0	0	0	0.0

Invalid responses include no response.

65U38) In the last 12 months, what treatment(s), if any, have you used for the following conditions?
(only includes students that have had an appointment/discussion with a healthcare/mental health professional for the condition within the last 12 months)
Traumatic brain injury (TBI)

	Male		Female		Unknown		Total	
	Freq.	Pct.	Freq.	Pct.	Freq.	Pct.	Freq.	Pct.
1 No treatment	0	0	0	0	0	0	0	0.0
2 Medicine only	0	0	0	0	0	0	0	0.0
3 Therapy only	0	0	0	0	0	0	0	0.0
4 Both medicine and therapy	0	0	0	0	0	0	0	0.0
5 Other Treatment	0	0	2	100	0	0	2	100.0
Valid responses =	0	0	2	100	0	0	2	0.3

Invalid responses include no response.

65W1) Have you received treatment for the following condition(s) by a healthcare or mental health professional within the last 12 months?
(only includes students that have had an appointment/discussion with a healthcare/mental health professional for the condition within the last 12 months)
Acne

	Male		Female		Unknown		Total	
	Freq.	Pct.	Freq.	Pct.	Freq.	Pct.	Freq.	Pct.
1 No	0	0	9	12	0	0	9	11.0
2 Yes	7	100	64	88	0	0	73	89.0
Valid responses =	7	9	73	89	0	0	82	11.4

Invalid responses include no response.

65W4) Have you received treatment for the following condition(s) by a healthcare or mental health professional within the last 12 months?
(only includes students that have had an appointment/discussion with a healthcare/mental health professional for the condition within the last 12 months)
Allergies - food allergy

	Male		Female		Unknown		Total	
	Freq.	Pct.	Freq.	Pct.	Freq.	Pct.	Freq.	Pct.
1 No	0	0	4	31	0	0	4	28.6
2 Yes	1	100	9	69	0	0	10	71.4
Valid responses =	1	7	13	93	0	0	14	1.9

Invalid responses include no response.

65W5) Have you received treatment for the following condition(s) by a healthcare or mental health professional within the last 12 months?
(only includes students that have had an appointment/discussion with a healthcare/mental health professional for the condition within the last 12 months)
Allergies - animals/pets

	Male		Female		Unknown		Total	
	Freq.	Pct.	Freq.	Pct.	Freq.	Pct.	Freq.	Pct.
1 No	6	50	22	50	0	0	31	51.7
2 Yes	6	50	22	50	0	0	29	48.3
Valid responses =	12	20	44	73	0	0	60	8.3

Invalid responses include no response.



AMERICAN COLLEGE HEALTH ASSOCIATION

American College Health Association-National College Health Assessment (ACHA-NCHA III)

Institutional Data Report - Spring 2020

UNIVERSITY OF NORTHERN IOWA

American College Health Association
8455 Colesville Road, Suite 740
Silver Spring, MD 20910
(410) 859-1500

April 7, 2020
FREQUENCY REPORT
Number of Surveys (n) =

719 Web Surveys

www.acha.org

65W6) Have you received treatment for the following condition(s) by a healthcare or mental health professional within the last 12 months?
(only includes students that have had an appointment/discussion with a healthcare/mental health professional for the condition within the last 12 months)
Allergies - environmental (for example: pollen, grass, dust, mold)

	Male		Female		Unknown		Total	
	Freq.	Pct.	Freq.	Pct.	Freq.	Pct.	Freq.	Pct.
1 No	0	0	0	0	0	0	0	0.0
2 Yes	0	0	0	0	0	0	0	0.0
Valid responses =	0	0	0	0	0	0	0	0.0

Invalid responses include no response.

65W8) Have you received treatment for the following condition(s) by a healthcare or mental health professional within the last 12 months?
(only includes students that have had an appointment/discussion with a healthcare/mental health professional for the condition within the last 12 months)
Asthma

	Male		Female		Unknown		Total	
	Freq.	Pct.	Freq.	Pct.	Freq.	Pct.	Freq.	Pct.
1 No	1	25	10	31	0	0	11	30.6
2 Yes	3	75	22	69	0	0	25	69.4
Valid responses =	4	11	32	89	0	0	36	5.0

Invalid responses include no response.

65W12) Have you received treatment for the following condition(s) by a healthcare or mental health professional within the last 12 months?
(only includes students that have had an appointment/discussion with a healthcare/mental health professional for the condition within the last 12 months)
Cancer

	Male		Female		Unknown		Total	
	Freq.	Pct.	Freq.	Pct.	Freq.	Pct.	Freq.	Pct.
1 No	0	0	1	100	0	0	1	100.0
2 Yes	0	0	0	0	0	0	0	0.0
Valid responses =	0	0	1	100	0	0	1	0.1

Invalid responses include no response.

65W13) Have you received treatment for the following condition(s) by a healthcare or mental health professional within the last 12 months?
(only includes students that have had an appointment/discussion with a healthcare/mental health professional for the condition within the last 12 months)
Celiac disease

	Male		Female		Unknown		Total	
	Freq.	Pct.	Freq.	Pct.	Freq.	Pct.	Freq.	Pct.
1 No	0	0	1	25	0	0	1	25.0
2 Yes	0	0	3	75	0	0	3	75.0
Valid responses =	0	0	4	100	0	0	4	0.6

Invalid responses include no response.

65W14) Have you received treatment for the following condition(s) by a healthcare or mental health professional within the last 12 months?
(only includes students that have had an appointment/discussion with a healthcare/mental health professional for the condition within the last 12 months)
Chronic pain (for example: back or joint pain, arthritis, nerve pain)

	Male		Female		Unknown		Total	
	Freq.	Pct.	Freq.	Pct.	Freq.	Pct.	Freq.	Pct.
1 No	1	17	4	12	0	0	5	12.8
2 Yes	5	83	29	88	0	0	34	87.2
Valid responses =	6	15	33	85	0	0	39	5.4

Invalid responses include no response.

65W16) Have you received treatment for the following condition(s) by a healthcare or mental health professional within the last 12 months?
(only includes students that have had an appointment/discussion with a healthcare/mental health professional for the condition within the last 12 months)
Diabetes or pre-diabetes/insulin resistance

	Male		Female		Unknown		Total	
	Freq.	Pct.	Freq.	Pct.	Freq.	Pct.	Freq.	Pct.
1 No	0	0	1	9	0	0	1	6.7
2 Yes	3	100	10	91	0	0	14	93.3
Valid responses =	3	20	11	73	0	0	15	2.1

Invalid responses include no response.

65W18) Have you received treatment for the following condition(s) by a healthcare or mental health professional within the last 12 months?
(only includes students that have had an appointment/discussion with a healthcare/mental health professional for the condition within the last 12 months)
Endometriosis

	Male		Female		Unknown		Total	
	Freq.	Pct.	Freq.	Pct.	Freq.	Pct.	Freq.	Pct.
1 No	0	0	3	25	0	0	3	25.0
2 Yes	0	0	9	75	0	0	9	75.0
Valid responses =	0	0	12	100	0	0	12	1.7

Invalid responses include no response.



AMERICAN COLLEGE HEALTH ASSOCIATION

American College Health Association-National College Health Assessment (ACHA-NCHA III)

Institutional Data Report - Spring 2020

UNIVERSITY OF NORTHERN IOWA

American College Health Association
8455 Colesville Road, Suite 740
Silver Spring, MD 20910
(410) 859-1500

April 7, 2020
FREQUENCY REPORT
Number of Surveys (n) =

719 Web Surveys

www.acha.org

65W20) Have you received treatment for the following condition(s) by a healthcare or mental health professional within the last 12 months?
(only includes students that have had an appointment/discussion with a healthcare/mental health professional for the condition within the last 12 months)
Genital herpes

	Male		Female		Unknown		Total	
	Freq.	Pct.	Freq.	Pct.	Freq.	Pct.	Freq.	Pct.
1 No	0	0	0	0	0	0	0	0.0
2 Yes	0	0	2	100	0	0	2	100.0
Valid responses =	0	0	2	100	0	0	2	0.3

Invalid responses include no response.

65W21) Have you received treatment for the following condition(s) by a healthcare or mental health professional within the last 12 months?
(only includes students that have had an appointment/discussion with a healthcare/mental health professional for the condition within the last 12 months)
Gastroesophageal Reflux Disease (GERD) or acid reflux

	Male		Female		Unknown		Total	
	Freq.	Pct.	Freq.	Pct.	Freq.	Pct.	Freq.	Pct.
1 No	0	0	3	17	0	0	3	14.3
2 Yes	2	100	15	83	0	0	18	85.7
Valid responses =	2	10	18	86	0	0	21	2.9

Invalid responses include no response.

65W22) Have you received treatment for the following condition(s) by a healthcare or mental health professional within the last 12 months?
(only includes students that have had an appointment/discussion with a healthcare/mental health professional for the condition within the last 12 months)
Heart & vascular disorders (for example: atrial fibrillation or other cardiac arrhythmia, mitral valve prolapse or other valvular heart disease, congenital heart condition)

	Male		Female		Unknown		Total	
	Freq.	Pct.	Freq.	Pct.	Freq.	Pct.	Freq.	Pct.
1 No	0	0	1	17	0	0	1	14.3
2 Yes	1	100	5	83	0	0	6	85.7
Valid responses =	1	14	6	86	0	0	7	1.0

Invalid responses include no response.

65W23) Have you received treatment for the following condition(s) by a healthcare or mental health professional within the last 12 months?
(only includes students that have had an appointment/discussion with a healthcare/mental health professional for the condition within the last 12 months)
Hepatitis B or C

	Male		Female		Unknown		Total	
	Freq.	Pct.	Freq.	Pct.	Freq.	Pct.	Freq.	Pct.
1 No	0	0	1	100	0	0	1	100.0
2 Yes	0	0	0	0	0	0	0	0.0
Valid responses =	0	0	1	100	0	0	1	0.1

Invalid responses include no response.

65W24) Have you received treatment for the following condition(s) by a healthcare or mental health professional within the last 12 months?
(only includes students that have had an appointment/discussion with a healthcare/mental health professional for the condition within the last 12 months)
High blood pressure (hypertension)

	Male		Female		Unknown		Total	
	Freq.	Pct.	Freq.	Pct.	Freq.	Pct.	Freq.	Pct.
1 No	1	100	1	9	0	0	2	16.7
2 Yes	0	0	10	91	0	0	10	83.3
Valid responses =	1	8	11	92	0	0	12	1.7

Invalid responses include no response.

65W25) Have you received treatment for the following condition(s) by a healthcare or mental health professional within the last 12 months?
(only includes students that have had an appointment/discussion with a healthcare/mental health professional for the condition within the last 12 months)
High cholesterol (hyperlipidemia)

	Male		Female		Unknown		Total	
	Freq.	Pct.	Freq.	Pct.	Freq.	Pct.	Freq.	Pct.
1 No	1	100	1	17	0	0	2	28.6
2 Yes	0	0	5	83	0	0	5	71.4
Valid responses =	1	14	6	86	0	0	7	1.0

Invalid responses include no response.

65W26) Have you received treatment for the following condition(s) by a healthcare or mental health professional within the last 12 months?
(only includes students that have had an appointment/discussion with a healthcare/mental health professional for the condition within the last 12 months)
HIV or AIDS

	Male		Female		Unknown		Total	
	Freq.	Pct.	Freq.	Pct.	Freq.	Pct.	Freq.	Pct.
1 No	0	0	0	0	0	0	0	0.0
2 Yes	0	0	0	0	0	0	0	0.0
Valid responses =	0	0	0	0	0	0	0	0.0

Invalid responses include no response.



AMERICAN COLLEGE HEALTH ASSOCIATION

American College Health Association-National College Health Assessment (ACHA-NCHA III)

Institutional Data Report - Spring 2020

UNIVERSITY OF NORTHERN IOWA

American College Health Association
8455 Coesville Road, Suite 740
Silver Spring, MD 20910
(410) 859-1500

April 7, 2020
FREQUENCY REPORT
Number of Surveys (n) =

719 Web Surveys

www.acha.org

65W27) Have you received treatment for the following condition(s) by a healthcare or mental health professional within the last 12 months?
(only includes students that have had an appointment/discussion with a healthcare/mental health professional for the condition within the last 12 months)
Human papillomavirus (HPV) or genital warts

	Male		Female		Unknown		Total		Pct.
	Freq.	Pct.	Freq.	Pct.	Freq.	Pct.	Freq.	Pct.	
1 No	0	0	3	60	0	0	3	60.0	
2 Yes	0	0	2	40	0	0	2	40.0	
Valid responses =	0	0	5	100	0	0	5	0.7	

Invalid responses include no response.

65W29) Have you received treatment for the following condition(s) by a healthcare or mental health professional within the last 12 months?
(only includes students that have had an appointment/discussion with a healthcare/mental health professional for the condition within the last 12 months)
Irritable bowel syndrome (spastic colon or spastic bowel)

	Male		Female		Unknown		Total		Pct.
	Freq.	Pct.	Freq.	Pct.	Freq.	Pct.	Freq.	Pct.	
1 No	0	0	5	28	0	0	5	25.0	
2 Yes	1	100	13	72	0	0	15	75.0	
Valid responses =	1	5	18	90	0	0	20	2.8	

Invalid responses include no response.

65W30) Have you received treatment for the following condition(s) by a healthcare or mental health professional within the last 12 months?
(only includes students that have had an appointment/discussion with a healthcare/mental health professional for the condition within the last 12 months)
Migraine headaches

	Male		Female		Unknown		Total		Pct.
	Freq.	Pct.	Freq.	Pct.	Freq.	Pct.	Freq.	Pct.	
1 No	0	0	9	16	0	0	9	15.0	
2 Yes	1	100	48	84	0	0	51	85.0	
Valid responses =	1	2	57	95	0	0	60	8.3	

Invalid responses include no response.

65W32) Have you received treatment for the following condition(s) by a healthcare or mental health professional within the last 12 months?
(only includes students that have had an appointment/discussion with a healthcare/mental health professional for the condition within the last 12 months)
Polycystic Ovarian Syndrome (PCOS)

	Male		Female		Unknown		Total		Pct.
	Freq.	Pct.	Freq.	Pct.	Freq.	Pct.	Freq.	Pct.	
1 No	0	0	3	23	0	0	3	23.1	
2 Yes	0	0	10	77	0	0	10	76.9	
Valid responses =	0	0	13	100	0	0	13	1.8	

Invalid responses include no response.

65W35) Have you received treatment for the following condition(s) by a healthcare or mental health professional within the last 12 months?
(only includes students that have had an appointment/discussion with a healthcare/mental health professional for the condition within the last 12 months)
Sleep Apnea

	Male		Female		Unknown		Total		Pct.
	Freq.	Pct.	Freq.	Pct.	Freq.	Pct.	Freq.	Pct.	
1 No	1	100	2	40	0	0	3	50.0	
2 Yes	0	0	3	60	0	0	3	50.0	
Valid responses =	1	17	5	83	0	0	6	0.8	

Invalid responses include no response.

65W36) Have you received treatment for the following condition(s) by a healthcare or mental health professional within the last 12 months?
(only includes students that have had an appointment/discussion with a healthcare/mental health professional for the condition within the last 12 months)
Thyroid condition or disorder

	Male		Female		Unknown		Total		Pct.
	Freq.	Pct.	Freq.	Pct.	Freq.	Pct.	Freq.	Pct.	
1 No	0	0	1	7	0	0	1	7.1	
2 Yes	0	0	13	93	0	0	13	92.9	
Valid responses =	0	0	14	100	0	0	14	1.9	

Invalid responses include no response.

65W39) Have you received treatment for the following condition(s) by a healthcare or mental health professional within the last 12 months?
(only includes students that have had an appointment/discussion with a healthcare/mental health professional for the condition within the last 12 months)
Urinary system disorder (for example: bladder or kidney disease, urinary reflux, interstitial cystitis)

	Male		Female		Unknown		Total		Pct.
	Freq.	Pct.	Freq.	Pct.	Freq.	Pct.	Freq.	Pct.	
1 No	0	0	0	0	0	0	0	0.0	
2 Yes	0	0	6	100	0	0	6	100.0	
Valid responses =	0	0	6	100	0	0	6	0.8	

Invalid responses include no response.



AMERICAN COLLEGE HEALTH ASSOCIATION

American College Health Association-National College Health Assessment (ACHA-NCHA III)

Institutional Data Report - Spring 2020

American College Health Association

8455 Colesville Road, Suite 740

Silver Spring, MD 20910

(410) 859-1500

www.acha.org

UNIVERSITY OF NORTHERN IOWA

April 7, 2020

FREQUENCY REPORT

Number of Surveys (n) = 719 Web Surveys

65X1) Did a healthcare or mental health professional tell you that you do not need treatment, or that you can stop treatment, for the following conditions?
(only includes students that have had an appointment/discussion, but have not received treatment for the condition within the last 12 months)

Acne

	Male		Female		Unknown		Total		Pct.
	Freq.	Pct.	Freq.	Pct.	Freq.	Pct.	Freq.		
1 No	0	0	5	56	0	0	5	55.6	
2 Yes	0	0	4	44	0	0	4	44.4	
Valid responses =	0	0	9	100	0	0	9	1.3	

Invalid responses include no response.

65X2) Did a healthcare or mental health professional tell you that you do not need treatment, or that you can stop treatment, for the following conditions?
(only includes students that have had an appointment/discussion, but have not received treatment for the condition within the last 12 months)

ADD/ADHD - Attention Deficit/Hyperactivity Disorder

	Male		Female		Unknown		Total		Pct.
	Freq.	Pct.	Freq.	Pct.	Freq.	Pct.	Freq.		
1 No	0	0	0	0	0	0	0	0.0	
2 Yes	0	0	1	100	0	0	1	100.0	
Valid responses =	0	0	1	100	0	0	1	0.1	

Invalid responses include no response.

65X3) Did a healthcare or mental health professional tell you that you do not need treatment, or that you can stop treatment, for the following conditions?
(only includes students that have had an appointment/discussion, but have not received treatment for the condition within the last 12 months)

Alcohol or Other Drug-Related Abuse or Addiction

	Male		Female		Unknown		Total		Pct.
	Freq.	Pct.	Freq.	Pct.	Freq.	Pct.	Freq.		
1 No	0	0	0	0	0	0	0	0.0	
2 Yes	0	0	0	0	0	0	0	0.0	
Valid responses =	0	0	0	0	0	0	0	0.0	

Invalid responses include no response.

65X4) Did a healthcare or mental health professional tell you that you do not need treatment, or that you can stop treatment, for the following conditions?
(only includes students that have had an appointment/discussion, but have not received treatment for the condition within the last 12 months)

Allergies - food allergy

	Male		Female		Unknown		Total		Pct.
	Freq.	Pct.	Freq.	Pct.	Freq.	Pct.	Freq.		
1 No	0	0	3	75	0	0	3	75.0	
2 Yes	0	0	1	25	0	0	1	25.0	
Valid responses =	0	0	4	100	0	0	4	0.6	

Invalid responses include no response.

65X5) Did a healthcare or mental health professional tell you that you do not need treatment, or that you can stop treatment, for the following conditions?
(only includes students that have had an appointment/discussion, but have not received treatment for the condition within the last 12 months)

Allergies - animals/pets

	Male		Female		Unknown		Total		Pct.
	Freq.	Pct.	Freq.	Pct.	Freq.	Pct.	Freq.		
1 No	4	67	16	73	0	0	21	67.7	
2 Yes	2	33	6	27	0	0	10	32.3	
Valid responses =	6	19	22	71	0	0	31	4.3	

Invalid responses include no response.

65X6) Did a healthcare or mental health professional tell you that you do not need treatment, or that you can stop treatment, for the following conditions?
(only includes students that have had an appointment/discussion, but have not received treatment for the condition within the last 12 months)

Allergies - environmental (for example: pollen, grass, dust, mold)

	Male		Female		Unknown		Total		Pct.
	Freq.	Pct.	Freq.	Pct.	Freq.	Pct.	Freq.		
1 No	0	0	0	0	0	0	0	0.0	
2 Yes	0	0	0	0	0	0	0	0.0	
Valid responses =	0	0	0	0	0	0	0	0.0	

Invalid responses include no response.

65X7) Did a healthcare or mental health professional tell you that you do not need treatment, or that you can stop treatment, for the following conditions?
(only includes students that have had an appointment/discussion, but have not received treatment for the condition within the last 12 months)

Anxiety (for example: Generalized Anxiety, Social Anxiety, Panic Disorder, Specific Phobia)

	Male		Female		Unknown		Total		Pct.
	Freq.	Pct.	Freq.	Pct.	Freq.	Pct.	Freq.		
1 No	0	0	3	100	0	0	3	100.0	
2 Yes	0	0	0	0	0	0	0	0.0	
Valid responses =	0	0	3	100	0	0	3	0.4	

Invalid responses include no response.



AMERICAN COLLEGE HEALTH ASSOCIATION

American College Health Association-National College Health Assessment (ACHA-NCHA III)

Institutional Data Report - Spring 2020

UNIVERSITY OF NORTHERN IOWA

American College Health Association
8455 Colesville Road, Suite 740
Silver Spring, MD 20910
(410) 859-1500

April 7, 2020
FREQUENCY REPORT
Number of Surveys (n) =

719 Web Surveys

www.acha.org

65X8) Did a healthcare or mental health professional tell you that you do not need treatment, or that you can stop treatment, for the following conditions?
(only includes students that have had an appointment/discussion, but have not received treatment for the condition within the last 12 months)

Asthma

	Male		Female		Unknown		Total	
	Freq.	Pct.	Freq.	Pct.	Freq.	Pct.	Freq.	Pct.
1 No	1	100	6	60	0	0	7	63.6
2 Yes	0	0	4	40	0	0	4	36.4
Valid responses =	1	9	10	91	0	0	11	1.5

Invalid responses include no response.

65X9) Did a healthcare or mental health professional tell you that you do not need treatment, or that you can stop treatment, for the following conditions?
(only includes students that have had an appointment/discussion, but have not received treatment for the condition within the last 12 months)

Autism spectrum

	Male		Female		Unknown		Total	
	Freq.	Pct.	Freq.	Pct.	Freq.	Pct.	Freq.	Pct.
1 No	0	0	0	0	0	0	0	0.0
2 Yes	0	0	0	0	0	0	1	100.0
Valid responses =	0	0	0	0	0	0	1	0.1

Invalid responses include no response.

65X10) Did a healthcare or mental health professional tell you that you do not need treatment, or that you can stop treatment, for the following conditions?
(only includes students that have had an appointment/discussion, but have not received treatment for the condition within the last 12 months)

Bipolar and Related Conditions (for example: Bipolar I, II, Hypomanic Episode)

	Male		Female		Unknown		Total	
	Freq.	Pct.	Freq.	Pct.	Freq.	Pct.	Freq.	Pct.
1 No	0	0	0	0	0	0	0	0.0
2 Yes	0	0	0	0	0	0	0	0.0
Valid responses =	0	0	0	0	0	0	0	0.0

Invalid responses include no response.

65X11) Did a healthcare or mental health professional tell you that you do not need treatment, or that you can stop treatment, for the following conditions?
(only includes students that have had an appointment/discussion, but have not received treatment for the condition within the last 12 months)

Borderline Personality Disorder (BPD), Avoidant Personality, Dependent Personality, or another personality disorder

	Male		Female		Unknown		Total	
	Freq.	Pct.	Freq.	Pct.	Freq.	Pct.	Freq.	Pct.
1 No	0	0	0	0	0	0	0	0.0
2 Yes	0	0	0	0	0	0	0	0.0
Valid responses =	0	0	0	0	0	0	0	0.0

Invalid responses include no response.

65X12) Did a healthcare or mental health professional tell you that you do not need treatment, or that you can stop treatment, for the following conditions?
(only includes students that have had an appointment/discussion, but have not received treatment for the condition within the last 12 months)

Cancer

	Male		Female		Unknown		Total	
	Freq.	Pct.	Freq.	Pct.	Freq.	Pct.	Freq.	Pct.
1 No	0	0	0	0	0	0	0	0.0
2 Yes	0	0	1	100	0	0	1	100.0
Valid responses =	0	0	1	100	0	0	1	0.1

Invalid responses include no response.

65X13) Did a healthcare or mental health professional tell you that you do not need treatment, or that you can stop treatment, for the following conditions?
(only includes students that have had an appointment/discussion, but have not received treatment for the condition within the last 12 months)

Celiac disease

	Male		Female		Unknown		Total	
	Freq.	Pct.	Freq.	Pct.	Freq.	Pct.	Freq.	Pct.
1 No	0	0	0	0	0	0	0	0.0
2 Yes	0	0	1	100	0	0	1	100.0
Valid responses =	0	0	1	100	0	0	1	0.1

Invalid responses include no response.

65X14) Did a healthcare or mental health professional tell you that you do not need treatment, or that you can stop treatment, for the following conditions?
(only includes students that have had an appointment/discussion, but have not received treatment for the condition within the last 12 months)

Chronic pain (for example: back or joint pain, arthritis, nerve pain)

	Male		Female		Unknown		Total	
	Freq.	Pct.	Freq.	Pct.	Freq.	Pct.	Freq.	Pct.
1 No	1	100	1	25	0	0	2	40.0
2 Yes	0	0	3	75	0	0	3	60.0
Valid responses =	1	20	4	80	0	0	5	0.7

Invalid responses include no response.



AMERICAN COLLEGE HEALTH ASSOCIATION

American College Health Association-National College Health Assessment (ACHA-NCHA III)

Institutional Data Report - Spring 2020

UNIVERSITY OF NORTHERN IOWA

American College Health Association
8455 Colesville Road, Suite 740
Silver Spring, MD 20910
(410) 859-1500

April 7, 2020
FREQUENCY REPORT
Number of Surveys (n) =

719 Web Surveys

www.acha.org

65X15) Did a healthcare or mental health professional tell you that you do not need treatment, or that you can stop treatment, for the following conditions?
(only includes students that have had an appointment/discussion, but have not received treatment for the condition within the last 12 months)
Depression (for example: Major depression, persistent depressive disorder, disruptive mood disorder)

	Male		Female		Unknown		Total	
	Freq.	Pct.	Freq.	Pct.	Freq.	Pct.	Freq.	Pct.
1 No	0	0	2	100	0	0	2	100.0
2 Yes	0	0	0	0	0	0	0	0.0
Valid responses =	0	0	2	100	0	0	2	0.3

Invalid responses include no response.

65X16) Did a healthcare or mental health professional tell you that you do not need treatment, or that you can stop treatment, for the following conditions?
(only includes students that have had an appointment/discussion, but have not received treatment for the condition within the last 12 months)
Diabetes or pre-diabetes/insulin resistance

	Male		Female		Unknown		Total	
	Freq.	Pct.	Freq.	Pct.	Freq.	Pct.	Freq.	Pct.
1 No	0	0	1	100	0	0	1	100.0
2 Yes	0	0	0	0	0	0	0	0.0
Valid responses =	0	0	1	100	0	0	1	0.1

Invalid responses include no response.

65X17) Did a healthcare or mental health professional tell you that you do not need treatment, or that you can stop treatment, for the following conditions?
(only includes students that have had an appointment/discussion, but have not received treatment for the condition within the last 12 months)
Eating Disorders (for example: Anorexia Nervosa, Bulimia Nervosa, Binge-Eating)

	Male		Female		Unknown		Total	
	Freq.	Pct.	Freq.	Pct.	Freq.	Pct.	Freq.	Pct.
1 No	0	0	1	100	0	0	1	100.0
2 Yes	0	0	0	0	0	0	0	0.0
Valid responses =	0	0	1	100	0	0	1	0.1

Invalid responses include no response.

65X18) Did a healthcare or mental health professional tell you that you do not need treatment, or that you can stop treatment, for the following conditions?
(only includes students that have had an appointment/discussion, but have not received treatment for the condition within the last 12 months)
Endometriosis

	Male		Female		Unknown		Total	
	Freq.	Pct.	Freq.	Pct.	Freq.	Pct.	Freq.	Pct.
1 No	0	0	1	33	0	0	1	33.3
2 Yes	0	0	2	67	0	0	2	66.7
Valid responses =	0	0	3	100	0	0	3	0.4

Invalid responses include no response.

65X19) Did a healthcare or mental health professional tell you that you do not need treatment, or that you can stop treatment, for the following conditions?
(only includes students that have had an appointment/discussion, but have not received treatment for the condition within the last 12 months)
Gambling Disorder

	Male		Female		Unknown		Total	
	Freq.	Pct.	Freq.	Pct.	Freq.	Pct.	Freq.	Pct.
1 No	0	0	0	0	0	0	0	0.0
2 Yes	0	0	0	0	0	0	0	0.0
Valid responses =	0	0	0	0	0	0	0	0.0

Invalid responses include no response.

65X20) Did a healthcare or mental health professional tell you that you do not need treatment, or that you can stop treatment, for the following conditions?
(only includes students that have had an appointment/discussion, but have not received treatment for the condition within the last 12 months)
Genital herpes

	Male		Female		Unknown		Total	
	Freq.	Pct.	Freq.	Pct.	Freq.	Pct.	Freq.	Pct.
1 No	0	0	0	0	0	0	0	0.0
2 Yes	0	0	0	0	0	0	0	0.0
Valid responses =	0	0	0	0	0	0	0	0.0

Invalid responses include no response.

65X21) Did a healthcare or mental health professional tell you that you do not need treatment, or that you can stop treatment, for the following conditions?
(only includes students that have had an appointment/discussion, but have not received treatment for the condition within the last 12 months)
Gastroesophageal Reflux Disease (GERD) or acid reflux

	Male		Female		Unknown		Total	
	Freq.	Pct.	Freq.	Pct.	Freq.	Pct.	Freq.	Pct.
1 No	0	0	2	67	0	0	2	66.7
2 Yes	0	0	1	33	0	0	1	33.3
Valid responses =	0	0	3	100	0	0	3	0.4

Invalid responses include no response.



AMERICAN COLLEGE HEALTH ASSOCIATION

American College Health Association-National College Health Assessment (ACHA-NCHA III)

Institutional Data Report - Spring 2020

American College Health Association
8455 Colesville Road, Suite 740
Silver Spring, MD 20910
(410) 859-1500

UNIVERSITY OF NORTHERN IOWA

April 7, 2020

FREQUENCY REPORT

Number of Surveys (n) = 719 Web Surveys

www.acha.org

65X22) Did a healthcare or mental health professional tell you that you do not need treatment, or that you can stop treatment, for the following conditions?
(only includes students that have had an appointment/discussion, but have not received treatment for the condition within the last 12 months)
Heart & vascular disorders (for example: atrial fibrillation or other cardiac arrhythmia, mitral valve prolapse or other valvular heart disease, congenital heart condition)

	Male		Female		Unknown		Total	
	Freq.	Pct.	Freq.	Pct.	Freq.	Pct.	Freq.	Pct.
1 No	0	0	1	100	0	0	1	100.0
2 Yes	0	0	0	0	0	0	0	0.0
Valid responses =	0	0	1	100	0	0	1	0.1

Invalid responses include no response.

65X23) Did a healthcare or mental health professional tell you that you do not need treatment, or that you can stop treatment, for the following conditions?
(only includes students that have had an appointment/discussion, but have not received treatment for the condition within the last 12 months)
Hepatitis B or C

	Male		Female		Unknown		Total	
	Freq.	Pct.	Freq.	Pct.	Freq.	Pct.	Freq.	Pct.
1 No	0	0	0	0	0	0	0	0.0
2 Yes	0	0	1	100	0	0	1	100.0
Valid responses =	0	0	1	100	0	0	1	0.1

Invalid responses include no response.

65X24) Did a healthcare or mental health professional tell you that you do not need treatment, or that you can stop treatment, for the following conditions?
(only includes students that have had an appointment/discussion, but have not received treatment for the condition within the last 12 months)
High blood pressure (hypertension)

	Male		Female		Unknown		Total	
	Freq.	Pct.	Freq.	Pct.	Freq.	Pct.	Freq.	Pct.
1 No	0	0	1	100	0	0	1	50.0
2 Yes	1	100	0	0	0	0	1	50.0
Valid responses =	1	50	1	50	0	0	2	0.3

Invalid responses include no response.

65X25) Did a healthcare or mental health professional tell you that you do not need treatment, or that you can stop treatment, for the following conditions?
(only includes students that have had an appointment/discussion, but have not received treatment for the condition within the last 12 months)
High cholesterol (hyperlipidemia)

	Male		Female		Unknown		Total	
	Freq.	Pct.	Freq.	Pct.	Freq.	Pct.	Freq.	Pct.
1 No	1	100	0	0	0	0	1	50.0
2 Yes	0	0	1	100	0	0	1	50.0
Valid responses =	1	50	1	50	0	0	2	0.3

Invalid responses include no response.

65X26) Did a healthcare or mental health professional tell you that you do not need treatment, or that you can stop treatment, for the following conditions?
or that you can stop treatment, for the following conditions?
(only includes students that have had an appointment/discussion, but have not received treatment for the condition within the last 12 months)
HIV or AIDS

	Male		Female		Unknown		Total	
	Freq.	Pct.	Freq.	Pct.	Freq.	Pct.	Freq.	Pct.
1 No	0	0	0	0	0	0	0	0.0
2 Yes	0	0	0	0	0	0	0	0.0
Valid responses =	0	0	0	0	0	0	0	0.0

Invalid responses include no response.

65X27) Did a healthcare or mental health professional tell you that you do not need treatment, or that you can stop treatment, for the following conditions?
or that you can stop treatment, for the following conditions?
(only includes students that have had an appointment/discussion, but have not received treatment for the condition within the last 12 months)
Human papillomavirus (HPV) or genital warts

	Male		Female		Unknown		Total	
	Freq.	Pct.	Freq.	Pct.	Freq.	Pct.	Freq.	Pct.
1 No	0	0	1	33	0	0	1	33.3
2 Yes	0	0	2	67	0	0	2	66.7
Valid responses =	0	0	3	100	0	0	3	0.4

Invalid responses include no response.

65X28) Did a healthcare or mental health professional tell you that you do not need treatment, or that you can stop treatment, for the following conditions?
(only includes students that have had an appointment/discussion, but have not received treatment for the condition within the last 12 months)
Insomnia

	Male		Female		Unknown		Total	
	Freq.	Pct.	Freq.	Pct.	Freq.	Pct.	Freq.	Pct.
1 No	0	0	1	33	0	0	1	33.3
2 Yes	0	0	2	67	0	0	2	66.7
Valid responses =	0	0	3	100	0	0	3	0.4

Invalid responses include no response.



AMERICAN COLLEGE HEALTH ASSOCIATION

American College Health Association-National College Health Assessment (ACHA-NCHA III)

Institutional Data Report - Spring 2020

UNIVERSITY OF NORTHERN IOWA

American College Health Association
8455 Colesville Road, Suite 740
Silver Spring, MD 20910
(410) 859-1500

April 7, 2020
FREQUENCY REPORT
Number of Surveys (n) =

719 Web Surveys

www.acha.org

65X29) Did a healthcare or mental health professional tell you that you do not need treatment, or that you can stop treatment, for the following conditions?
(only includes students that have had an appointment/discussion, but have not received treatment for the condition within the last 12 months)
Irritable bowel syndrome (spastic colon or spastic bowel)

	Male		Female		Unknown		Total		Pct.
	Freq.	Pct.	Freq.	Pct.	Freq.	Pct.	Freq.	Pct.	
1 No	0	0	2	40	0	0	2	40.0	
2 Yes	0	0	3	60	0	0	3	60.0	
Valid responses =	0	0	5	100	0	0	5	0.7	

Invalid responses include no response.

65X30) Did a healthcare or mental health professional tell you that you do not need treatment, or that you can stop treatment, for the following conditions?
(only includes students that have had an appointment/discussion, but have not received treatment for the condition within the last 12 months)
Migraine headaches

	Male		Female		Unknown		Total		Pct.
	Freq.	Pct.	Freq.	Pct.	Freq.	Pct.	Freq.	Pct.	
1 No	0	0	5	56	0	0	5	55.6	
2 Yes	0	0	4	44	0	0	4	44.4	
Valid responses =	0	0	9	100	0	0	9	1.3	

Invalid responses include no response.

65X31) Did a healthcare or mental health professional tell you that you do not need treatment, or that you can stop treatment, for the following conditions?
(only includes students that have had an appointment/discussion, but have not received treatment for the condition within the last 12 months)
Obsessive-Compulsive and Related Conditions (for example: OCD, Body Dysmorphia, Hoarding, Trichotillomania and other body-focused repetitive behavior disorders)

	Male		Female		Unknown		Total		Pct.
	Freq.	Pct.	Freq.	Pct.	Freq.	Pct.	Freq.	Pct.	
1 No	0	0	0	0	0	0	0	0.0	
2 Yes	0	0	0	0	0	0	0	0.0	
Valid responses =	0	0	0	0	0	0	0	0.0	

Invalid responses include no response.

65X32) Did a healthcare or mental health professional tell you that you do not need treatment, or that you can stop treatment, for the following conditions?
(only includes students that have had an appointment/discussion, but have not received treatment for the condition within the last 12 months)
Polycystic Ovarian Syndrome (PCOS)

	Male		Female		Unknown		Total		Pct.
	Freq.	Pct.	Freq.	Pct.	Freq.	Pct.	Freq.	Pct.	
1 No	0	0	3	100	0	0	3	100.0	
2 Yes	0	0	0	0	0	0	0	0.0	
Valid responses =	0	0	3	100	0	0	3	0.4	

Invalid responses include no response.

65X33) Did a healthcare or mental health professional tell you that you do not need treatment, or that you can stop treatment, for the following conditions?
(only includes students that have had an appointment/discussion, but have not received treatment for the condition within the last 12 months)
PTSD (Posttraumatic Stress Disorder), Acute Stress Disorder, Adjustment Disorder, or another trauma- or stressor-related condition

	Male		Female		Unknown		Total		Pct.
	Freq.	Pct.	Freq.	Pct.	Freq.	Pct.	Freq.	Pct.	
1 No	0	0	0	0	0	0	0	0.0	
2 Yes	0	0	0	0	0	0	1	100.0	
Valid responses =	0	0	0	0	0	0	1	0.1	

Invalid responses include no response.

65X34) Did a healthcare or mental health professional tell you that you do not need treatment, or that you can stop treatment, for the following conditions?
(only includes students that have had an appointment/discussion, but have not received treatment for the condition within the last 12 months)
Schizophrenia and Other Psychotic Conditions (for example: Schizophrenia, Schizoaffective Disorder, Schizophreniform Disorder, Delusional Disorder)

	Male		Female		Unknown		Total		Pct.
	Freq.	Pct.	Freq.	Pct.	Freq.	Pct.	Freq.	Pct.	
1 No	0	0	0	0	0	0	0	0.0	
2 Yes	1	100	0	0	0	0	1	100.0	
Valid responses =	1	100	0	0	0	0	1	0.1	

Invalid responses include no response.

65X35) Did a healthcare or mental health professional tell you that you do not need treatment, or that you can stop treatment, for the following conditions?
(only includes students that have had an appointment/discussion, but have not received treatment for the condition within the last 12 months)
Sleep Apnea

	Male		Female		Unknown		Total		Pct.
	Freq.	Pct.	Freq.	Pct.	Freq.	Pct.	Freq.	Pct.	
1 No	1	100	1	50	0	0	2	66.7	
2 Yes	0	0	1	50	0	0	1	33.3	
Valid responses =	1	33	2	67	0	0	3	0.4	

Invalid responses include no response.



AMERICAN COLLEGE HEALTH ASSOCIATION

American College Health Association-National College Health Assessment (ACHA-NCHA III)

Institutional Data Report - Spring 2020

UNIVERSITY OF NORTHERN IOWA

American College Health Association
8455 Colesville Road, Suite 740
Silver Spring, MD 20910
(410) 859-1500

April 7, 2020
FREQUENCY REPORT
Number of Surveys (n) =

719 Web Surveys

www.acha.org

65X36) Did a healthcare or mental health professional tell you that you do not need treatment, or that you can stop treatment, for the following conditions?
(only includes students that have had an appointment/discussion, but have not received treatment for the condition within the last 12 months)

Thyroid condition or disorder

	Male		Female		Unknown		Total	
	Freq.	Pct.	Freq.	Pct.	Freq.	Pct.	Freq.	Pct.
1 No	0	0	1	100	0	0	1	100.0
2 Yes	0	0	0	0	0	0	0	0.0
Valid responses =	0	0	1	100	0	0	1	0.1

Invalid responses include no response.

65X37) Did a healthcare or mental health professional tell you that you do not need treatment, or that you can stop treatment, for the following conditions?
(only includes students that have had an appointment/discussion, but have not received treatment for the condition within the last 12 months)

Tourette's or other neurodevelopmental condition not already listed

	Male		Female		Unknown		Total	
	Freq.	Pct.	Freq.	Pct.	Freq.	Pct.	Freq.	Pct.
1 No	0	0	0	0	0	0	0	0.0
2 Yes	0	0	0	0	0	0	0	0.0
Valid responses =	0	0	0	0	0	0	0	0.0

Invalid responses include no response.

65X38) Did a healthcare or mental health professional tell you that you do not need treatment, or that you can stop treatment, for the following conditions?
(only includes students that have had an appointment/discussion, but have not received treatment for the condition within the last 12 months)

Traumatic brain injury (TBI)

	Male		Female		Unknown		Total	
	Freq.	Pct.	Freq.	Pct.	Freq.	Pct.	Freq.	Pct.
1 No	0	0	0	0	0	0	0	0.0
2 Yes	0	0	0	0	0	0	0	0.0
Valid responses =	0	0	0	0	0	0	0	0.0

Invalid responses include no response.

65X39) Did a healthcare or mental health professional tell you that you do not need treatment, or that you can stop treatment, for the following conditions?
(only includes students that have had an appointment/discussion, but have not received treatment for the condition within the last 12 months)

Urinary system disorder (for example: bladder or kidney disease, urinary reflux, interstitial cystitis)

	Male		Female		Unknown		Total	
	Freq.	Pct.	Freq.	Pct.	Freq.	Pct.	Freq.	Pct.
1 No	0	0	0	0	0	0	0	0.0
2 Yes	0	0	0	0	0	0	0	0.0
Valid responses =	0	0	0	0	0	0	0	0.0

Invalid responses include no response.

65Y) Within the last 12 months, to what extent did your ongoing or chronic condition(s) negatively affect your academic performance?

(only includes students with an ongoing or chronic condition)

	Male		Female		Unknown		Total	
	Freq.	Pct.	Freq.	Pct.	Freq.	Pct.	Freq.	Pct.
1 Did not affect academic performance	69	73	256	62	1	100	334	63.6
2 Negatively impacted performance in a class	20	21	133	32	0	0	159	30.3
3 Delayed progress towards degree	5	5	25	6	0	0	32	6.1
Valid responses =	94	18	414	79	1	0	525	73.0

Invalid responses include no response.

66A) Within the last 12 months, have any of the following affected your academic performance?

Assault (physical)

	Male		Female		Unknown		Total	
	Freq.	Pct.	Freq.	Pct.	Freq.	Pct.	Freq.	Pct.
1 Did not experience this issue	147	97	532	97	2	100	697	97.1
2 Did not affect academic performance	3	2	10	2	0	0	15	2.1
3 Negatively impacted performance in a class	1	1	5	1	0	0	6	0.8
4 Delayed progress towards degree	0	0	0	0	0	0	0	0.0
Valid responses =	151	21	547	76	2	0	718	99.9

Invalid responses include no response.

66B) Within the last 12 months, have any of the following affected your academic performance?

Assault (sexual)

	Male		Female		Unknown		Total	
	Freq.	Pct.	Freq.	Pct.	Freq.	Pct.	Freq.	Pct.
1 Did not experience this issue	149	99	513	94	2	100	679	94.8
2 Did not affect academic performance	0	0	19	4	0	0	22	3.1
3 Negatively impacted performance in a class	1	1	13	2	0	0	14	2.0
4 Delayed progress towards degree	0	0	1	0	0	0	1	0.1
Valid responses =	150	21	546	76	2	0	716	99.6

Invalid responses include no response.



AMERICAN COLLEGE HEALTH ASSOCIATION

American College Health Association-National College Health Assessment (ACHA-NCHA III)

Institutional Data Report - Spring 2020

UNIVERSITY OF NORTHERN IOWA

American College Health Association
8455 Colesville Road, Suite 740
Silver Spring, MD 20910
(410) 859-1500

April 7, 2020
FREQUENCY REPORT
Number of Surveys (n) =

719 Web Surveys

www.acha.org

66C) Within the last 12 months, have any of the following affected your academic performance?

Allergies

	Male		Female		Unknown		Total		Pct.
	Freq.	Pct.	Freq.	Pct.	Freq.	Pct.	Freq.	Pct.	
1 Did not experience this issue	101	67	365	67	2	100	475	66.6	
2 Did not affect academic performance	46	31	162	30	0	0	217	30.4	
3 Negatively impacted performance in a class	4	3	14	3	0	0	20	2.8	
4 Delayed progress towards degree	0	0	1	0	0	0	1	0.1	
Valid responses =	151	21	542	76	2	0	713	99.2	

Invalid responses include no response.

66D) Within the last 12 months, have any of the following affected your academic performance?

Anxiety

	Male		Female		Unknown		Total		Pct.
	Freq.	Pct.	Freq.	Pct.	Freq.	Pct.	Freq.	Pct.	
1 Did not experience this issue	79	52	157	29	2	100	239	33.4	
2 Did not affect academic performance	38	25	219	40	0	0	265	37.0	
3 Negatively impacted performance in a class	32	21	144	26	0	0	184	25.7	
4 Delayed progress towards degree	2	1	25	5	0	0	28	3.9	
Valid responses =	151	21	545	76	2	0	716	99.6	

Invalid responses include no response.

66E) Within the last 12 months, have any of the following affected your academic performance?

Attention-Deficit/Hyperactivity Disorder (ADHD) or Attention-Deficit Disorder (ADD)

	Male		Female		Unknown		Total		Pct.
	Freq.	Pct.	Freq.	Pct.	Freq.	Pct.	Freq.	Pct.	
1 Did not experience this issue	133	88	511	93	1	50	659	91.8	
2 Did not affect academic performance	9	6	15	3	1	50	27	3.8	
3 Negatively impacted performance in a class	8	5	19	4	0	0	28	3.9	
4 Delayed progress towards degree	1	1	2	0	0	0	4	0.6	
Valid responses =	151	21	547	76	2	0	718	99.9	

Invalid responses include no response.

66F) Within the last 12 months, have any of the following affected your academic performance?

Concussion or Traumatic Brain Injury (TBI)

	Male		Female		Unknown		Total		Pct.
	Freq.	Pct.	Freq.	Pct.	Freq.	Pct.	Freq.	Pct.	
1 Did not experience this issue	147	98	523	96	2	100	689	96.4	
2 Did not affect academic performance	0	0	16	3	0	0	17	2.4	
3 Negatively impacted performance in a class	3	2	5	1	0	0	8	1.1	
4 Delayed progress towards degree	0	0	1	0	0	0	1	0.1	
Valid responses =	150	21	545	76	2	0	715	99.4	

Invalid responses include no response.

66G) Within the last 12 months, have any of the following affected your academic performance?

Depression

	Male		Female		Unknown		Total		Pct.
	Freq.	Pct.	Freq.	Pct.	Freq.	Pct.	Freq.	Pct.	
1 Did not experience this issue	97	64	270	50	1	50	372	52.0	
2 Did not affect academic performance	24	16	140	26	1	50	170	23.8	
3 Negatively impacted performance in a class	24	16	107	20	0	0	139	19.4	
4 Delayed progress towards degree	6	4	27	5	0	0	34	4.8	
Valid responses =	151	21	544	76	2	0	715	99.4	

Invalid responses include no response.

66H) Within the last 12 months, have any of the following affected your academic performance?

Eating disorder/problem

	Male		Female		Unknown		Total		Pct.
	Freq.	Pct.	Freq.	Pct.	Freq.	Pct.	Freq.	Pct.	
1 Did not experience this issue	147	97	482	88	2	100	645	90.1	
2 Did not affect academic performance	3	2	52	10	0	0	58	8.1	
3 Negatively impacted performance in a class	0	0	8	2	0	0	9	1.3	
4 Delayed progress towards degree	1	1	3	1	0	0	4	0.6	
Valid responses =	151	21	545	76	2	0	716	99.6	

Invalid responses include no response.

66I) Within the last 12 months, have any of the following affected your academic performance?

Headaches/migraines

	Male		Female		Unknown		Total		Pct.
	Freq.	Pct.	Freq.	Pct.	Freq.	Pct.	Freq.	Pct.	
1 Did not experience this issue	103	70	276	51	2	100	386	54.4	
2 Did not affect academic performance	38	26	190	35	0	0	237	33.4	
3 Negatively impacted performance in a class	7	5	73	14	0	0	84	11.8	
4 Delayed progress towards degree	0	0	3	1	0	0	3	0.4	
Valid responses =	148	21	542	76	2	0	710	98.7	

Invalid responses include no response.



AMERICAN COLLEGE HEALTH ASSOCIATION

American College Health Association-National College Health Assessment (ACHA-NCHA III)

Institutional Data Report - Spring 2020

UNIVERSITY OF NORTHERN IOWA

American College Health Association
8455 Colesville Road, Suite 740
Silver Spring, MD 20910
(410) 859-1500

April 7, 2020
FREQUENCY REPORT
Number of Surveys (n) =

719 Web Surveys

www.acha.org

66J) Within the last 12 months, have any of the following affected your academic performance? Influenza or influenza like illness (the flu)

	Male		Female		Unknown		Total		Pct.
	Freq.	Pct.	Freq.	Pct.	Freq.	Pct.	Freq.	Pct.	
1 Did not experience this issue	135	89	450	83	2	100	599	83.7	
2 Did not affect academic performance	11	7	68	13	0	0	81	11.3	
3 Negatively impacted performance in a class	5	3	26	5	0	0	34	4.7	
4 Delayed progress towards degree	0	0	1	0	0	0	2	0.3	
Valid responses =	151	21	545	76	2	0	716	99.6	

Invalid responses include no response.

66K) Within the last 12 months, have any of the following affected your academic performance? Injury (for example: burn, sprain, or broken bone) excluding concussion or TBI

	Male		Female		Unknown		Total		Pct.
	Freq.	Pct.	Freq.	Pct.	Freq.	Pct.	Freq.	Pct.	
1 Did not experience this issue	134	89	493	91	2	100	642	89.8	
2 Did not affect academic performance	13	9	43	8	0	0	61	8.5	
3 Negatively impacted performance in a class	2	1	7	1	0	0	9	1.3	
4 Delayed progress towards degree	2	1	1	0	0	0	3	0.4	
Valid responses =	151	21	544	76	2	0	715	99.4	

Invalid responses include no response.

66L) Within the last 12 months, have any of the following affected your academic performance? PMS (Premenstrual Syndrome), painful periods, or menstrual cramping

	Male		Female		Unknown		Total		Pct.
	Freq.	Pct.	Freq.	Pct.	Freq.	Pct.	Freq.	Pct.	
1 Did not experience this issue	150	99	245	45	1	50	404	56.6	
2 Did not affect academic performance	1	1	266	49	1	50	275	38.5	
3 Negatively impacted performance in a class	0	0	32	6	0	0	35	4.9	
4 Delayed progress towards degree	0	0	0	0	0	0	0	0.0	
Valid responses =	151	21	543	76	2	0	714	99.3	

Invalid responses include no response.

66M) Within the last 12 months, have any of the following affected your academic performance? Post Traumatic Stress Disorder (PTSD)

	Male		Female		Unknown		Total		Pct.
	Freq.	Pct.	Freq.	Pct.	Freq.	Pct.	Freq.	Pct.	
1 Did not experience this issue	149	99	499	92	2	100	663	93.0	
2 Did not affect academic performance	1	1	25	5	0	0	29	4.1	
3 Negatively impacted performance in a class	0	0	18	3	0	0	18	2.5	
4 Delayed progress towards degree	1	1	2	0	0	0	3	0.4	
Valid responses =	151	21	544	76	2	0	713	99.2	

Invalid responses include no response.

66N) Within the last 12 months, have any of the following affected your academic performance? Short-term illness, excluding upper respiratory illness and influenza

	Male		Female		Unknown		Total		Pct.
	Freq.	Pct.	Freq.	Pct.	Freq.	Pct.	Freq.	Pct.	
1 Did not experience this issue	135	89	400	73	2	100	548	76.5	
2 Did not affect academic performance	13	9	109	20	0	0	125	17.5	
3 Negatively impacted performance in a class	3	2	34	6	0	0	41	5.7	
4 Delayed progress towards degree	0	0	2	0	0	0	2	0.3	
Valid responses =	151	21	545	76	2	0	716	99.6	

Invalid responses include no response.

66O) Within the last 12 months, have any of the following affected your academic performance? Upper respiratory illness (for example: sinus infection, colds, or sore throat, etc.)

	Male		Female		Unknown		Total		Pct.
	Freq.	Pct.	Freq.	Pct.	Freq.	Pct.	Freq.	Pct.	
1 Did not experience this issue	111	74	313	57	1	50	434	60.6	
2 Did not affect academic performance	35	23	175	32	1	50	218	30.4	
3 Negatively impacted performance in a class	5	3	55	10	0	0	62	8.7	
4 Delayed progress towards degree	0	0	2	0	0	0	2	0.3	
Valid responses =	151	21	545	76	2	0	716	99.6	

Invalid responses include no response.

66P) Within the last 12 months, have any of the following affected your academic performance? Sleep difficulties

	Male		Female		Unknown		Total		Pct.
	Freq.	Pct.	Freq.	Pct.	Freq.	Pct.	Freq.	Pct.	
1 Did not experience this issue	82	54	239	44	1	50	326	45.5	
2 Did not affect academic performance	40	27	188	35	1	50	237	33.1	
3 Negatively impacted performance in a class	25	17	112	21	0	0	143	20.0	
4 Delayed progress towards degree	4	3	6	1	0	0	10	1.4	
Valid responses =	151	21	545	76	2	0	716	99.6	

Invalid responses include no response.



AMERICAN COLLEGE HEALTH ASSOCIATION

American College Health Association-National College Health Assessment (ACHA-NCHA III)

Institutional Data Report - Spring 2020

UNIVERSITY OF NORTHERN IOWA

American College Health Association
8455 Colesville Road, Suite 740
Silver Spring, MD 20910
(410) 859-1500

April 7, 2020
FREQUENCY REPORT
Number of Surveys (n) =

719 Web Surveys

www.acha.org

66Q) Within the last 12 months, have any of the following affected your academic performance?

Stress

	Male		Female		Unknown		Total		Pct.
	Freq.	Pct.	Freq.	Pct.	Freq.	Pct.	Freq.	Pct.	
1 Did not experience this issue	40	27	72	13	1	50	116	16.2	
2 Did not affect academic performance	61	40	262	48	1	50	333	46.5	
3 Negatively impacted performance in a class	44	29	191	35	0	0	240	33.5	
4 Delayed progress towards degree	6	4	20	4	0	0	27	3.8	
Valid responses =	151	21	545	76	2	0	716	99.6	

Invalid responses include no response.

66R) Within the last 12 months, have any of the following affected your academic performance?

Other issue not previously reported

	Male		Female		Unknown		Total		Pct.
	Freq.	Pct.	Freq.	Pct.	Freq.	Pct.	Freq.	Pct.	
1 Did not experience this issue	130	100	433	98	2	100	576	98.3	
2 Did not affect academic performance	0	0	3	1	0	0	3	0.5	
3 Negatively impacted performance in a class	0	0	5	1	0	0	6	1.0	
4 Delayed progress towards degree	0	0	1	0	0	0	1	0.2	
Valid responses =	130	22	442	75	2	0	586	81.5	

Invalid responses include no response.

67A) What sex were you assigned at birth?

	Male		Female		Unknown		Total		Pct.
	Freq.	Pct.	Freq.	Pct.	Freq.	Pct.	Freq.	Pct.	
1 Female	0	0	548	100	1	50	563	78.3	
2 Male	151	100	0	0	1	50	156	21.7	
3 Intersex	0	0	0	0	0	0	0	0.0	
Valid responses =	151	21	548	76	2	0	719	100.0	

Invalid responses include no response.

67B) Do you identify as transgender?

	Male		Female		Unknown		Total		Pct.
	Freq.	Pct.	Freq.	Pct.	Freq.	Pct.	Freq.	Pct.	
1 No	151	100	548	100	0	0	707	98.6	
2 Yes	0	0	0	0	0	0	10	1.4	
Valid responses =	151	21	548	76	0	0	717	99.7	

Invalid responses include no response.

67C) Which term do you use to describe your gender identity?

	Male		Female		Unknown		Total		Pct.
	Freq.	Pct.	Freq.	Pct.	Freq.	Pct.	Freq.	Pct.	
1 Woman or female	0	0	548	100	1	100	554	77.2	
2 Man or male	151	100	0	0	0	0	153	21.3	
3 Trans woman	0	0	0	0	0	0	0	0.0	
4 Trans man	0	0	0	0	0	0	0	0.0	
5 Genderqueer	0	0	0	0	0	0	0	0.0	
6 My identity is not listed	0	0	0	0	0	0	0	0.0	
7 Agender	0	0	0	0	0	0	0	0.0	
8 Genderfluid	0	0	0	0	0	0	5	0.7	
9 Non-binary	0	0	0	0	0	0	6	0.8	
10 Intersex	0	0	0	0	0	0	0	0.0	
Valid responses =	151	21	548	76	1	0	718	99.9	

Invalid responses include no response.

68) What term best describes your sexual orientation?

	Male		Female		Unknown		Total		Pct.
	Freq.	Pct.	Freq.	Pct.	Freq.	Pct.	Freq.	Pct.	
1 Asexual (from write-ins)	1	1	11	2	0	0	12	1.7	
2 Bisexual	5	3	41	8	0	0	52	7.3	
3 Gay	11	7	2	0	0	0	13	1.8	
4 Lesbian	0	0	9	2	0	0	9	1.3	
5 Pansexual	0	0	9	2	0	0	13	1.8	
6 Queer	0	0	5	1	0	0	7	1.0	
7 Questioning	2	1	7	1	0	0	9	1.3	
9 Straight/Heterosexual	132	87	460	84	1	100	599	83.7	
10 My identity not listed above	0	0	2	0	0	0	2	0.3	
Valid responses =	151	21	546	76	1	0	716	99.6	

Invalid responses include no response.



AMERICAN COLLEGE HEALTH ASSOCIATION

American College Health Association-National College Health Assessment (ACHA-NCHA III)

Institutional Data Report - Spring 2020

UNIVERSITY OF NORTHERN IOWA

American College Health Association
8455 Colesville Road, Suite 740
Silver Spring, MD 20910
(410) 859-1500

April 7, 2020
FREQUENCY REPORT
Number of Surveys (n) =

719 Web Surveys

www.acha.org

69) How old are you?

	Male		Female		Unknown		Total		Pct.
	Freq.	Pct.	Freq.	Pct.	Freq.	Pct.	Freq.	Pct.	
1 18 Years	0	0	0	0	0	0	0	0	0.0
2 19 Years	0	0	0	0	0	0	0	0	0.0
3 20 Years	36	24	137	25	1	50	175	24.5	
4 21 Years	49	33	183	34	1	50	243	34.0	
5 22 Years	24	16	107	20	0	0	131	18.3	
6 23 Years	14	9	37	7	0	0	52	7.3	
7 24 Years	6	4	17	3	0	0	25	3.5	
8 25 Years	5	3	7	1	0	0	13	1.8	
9 26 to 30 Years	6	4	17	3	0	0	26	3.6	
10 31 to 40 Years	8	5	21	4	0	0	29	4.1	
11 41 or More Years	1	1	19	4	0	0	20	2.8	
Valid responses =	149	21	545	76	2	0	714	99.3	

Invalid responses include no response.

	Mean	Median	Std Dev	Min	Max
Male	22.56	21.00	4.17	20	49
Female	22.94	21.00	5.93	20	58
Overall	22.84	21.00	5.54	20	58

71) What is your weight in pounds?

	Male		Female		Unknown		Total		Pct.
	Freq.	Pct.	Freq.	Pct.	Freq.	Pct.	Freq.	Pct.	
1 51 to 100 Pounds	0	0	4	1	0	0	4	0.6	
2 101 to 150 Pounds	31	21	265	49	2	100	306	43.0	
3 151 to 200 Pounds	79	53	198	37	0	0	285	40.0	
4 201 to 250 Pounds	30	20	49	9	0	0	80	11.2	
5 251 to 300 Pounds	6	4	23	4	0	0	30	4.2	
6 301 or More Pounds	4	3	3	1	0	0	7	1.0	
Valid responses =	150	21	542	76	2	0	712	99.0	

Invalid responses include no response.

	Mean	Median	Std Dev	Min	Max
Male	186.11	180.00	43.17	103	380
Female	162.44	153.00	40.89	90	330
Overall	167.28	160.00	42.41	90	380

72) What is your year in school?

	Male		Female		Unknown		Total		Pct.
	Freq.	Pct.	Freq.	Pct.	Freq.	Pct.	Freq.	Pct.	
1 1st year undergraduate	0	0	5	1	0	0	6	0.8	
2 2nd year undergraduate	11	7	36	7	0	0	48	6.7	
3 3rd year undergraduate	61	40	222	41	2	100	292	40.6	
4 4th year undergraduate	46	31	165	30	0	0	217	30.2	
5 5th year or more undergraduate	16	11	28	5	0	0	45	6.3	
6 Master's (MA, MS, etc.)	15	10	84	15	0	0	101	14.0	
7 Doctorate (PhD, EdD, MD, JD, etc.)	0	0	1	0	0	0	1	0.1	
8 Not seeking a degree	0	0	0	0	0	0	0	0.0	
9 Other (please specify):	2	1	7	1	0	0	9	1.3	
Valid responses =	151	21	548	76	2	0	719	100.0	

Invalid responses include no response.

73) What is your enrollment status?

	Male		Female		Unknown		Total		Pct.
	Freq.	Pct.	Freq.	Pct.	Freq.	Pct.	Freq.	Pct.	
1 Full-time	138	91	522	95	2	100	679	94.4	
2 Part-time	13	9	24	4	0	0	38	5.3	
3 Other	0	0	2	0	0	0	2	0.3	
Valid responses =	151	21	548	76	2	0	719	100.0	

Invalid responses include no response.

74) Do you have a visa (for example: F-1, J-1, or M-1) to study or work in the United States?

	Male		Female		Unknown		Total		Pct.
	Freq.	Pct.	Freq.	Pct.	Freq.	Pct.	Freq.	Pct.	
1 No	135	89	518	95	2	100	672	93.9	
2 Yes	16	11	27	5	0	0	44	6.1	
Valid responses =	151	21	545	76	2	0	716	99.6	

Invalid responses include no response.



AMERICAN COLLEGE HEALTH ASSOCIATION

American College Health Association-National College Health Assessment (ACHA-NCHA III)
Institutional Data Report - Spring 2020

American College Health Association
8455 Colesville Road, Suite 740
Silver Spring, MD 20910
(410) 859-1500
www.acha.org

UNIVERSITY OF NORTHERN IOWA

April 7, 2020
FREQUENCY REPORT
Number of Surveys (n) = 719 Web Surveys

75A1) How do you usually describe yourself? (Please select ALL that apply)

American Indian or Native Alaskan

	Male		Female		Unknown		Total Freq.	Pct.
	Freq.	Pct.	Freq.	Pct.	Freq.	Pct.		
0 Not selected	149	99	543	99	2	100	712	99.0
1 Selected	2	1	5	1	0	0	7	1.0
Valid responses =	151	21	548	76	2	0	719	100.0

Invalid responses include no response.

75A2) How do you usually describe yourself? (Please select ALL that apply)

Asian or Asian American

	Male		Female		Unknown		Total Freq.	Pct.
	Freq.	Pct.	Freq.	Pct.	Freq.	Pct.		
0 Not selected	144	95	535	98	1	50	698	97.1
1 Selected	7	5	13	2	1	50	21	2.9
Valid responses =	151	21	548	76	2	0	719	100.0

Invalid responses include no response.

75A3) How do you usually describe yourself? (Please select ALL that apply)

Black or African American

	Male		Female		Unknown		Total Freq.	Pct.
	Freq.	Pct.	Freq.	Pct.	Freq.	Pct.		
0 Not selected	150	99	539	98	2	100	709	98.6
1 Selected	1	1	9	2	0	0	10	1.4
Valid responses =	151	21	548	76	2	0	719	100.0

Invalid responses include no response.

75A4) How do you usually describe yourself? (Please select ALL that apply)

Hispanic or Latino/a/x

	Male		Female		Unknown		Total Freq.	Pct.
	Freq.	Pct.	Freq.	Pct.	Freq.	Pct.		
0 Not selected	147	97	534	97	2	100	701	97.5
1 Selected	4	3	14	3	0	0	18	2.5
Valid responses =	151	21	548	76	2	0	719	100.0

Invalid responses include no response.

75A5) How do you usually describe yourself? (Please select ALL that apply)

Middle Eastern/North African (MENA) or Arab Origin

	Male		Female		Unknown		Total Freq.	Pct.
	Freq.	Pct.	Freq.	Pct.	Freq.	Pct.		
0 Not selected	151	100	547	100	2	100	718	99.9
1 Selected	0	0	1	0	0	0	1	0.1
Valid responses =	151	21	548	76	2	0	719	100.0

Invalid responses include no response.

75A6) How do you usually describe yourself? (Please select ALL that apply)

Native Hawaiian or Other Pacific Islander Native

	Male		Female		Unknown		Total Freq.	Pct.
	Freq.	Pct.	Freq.	Pct.	Freq.	Pct.		
0 Not selected	151	100	548	100	2	100	719	100.0
1 Selected	0	0	0	0	0	0	0	0.0
Valid responses =	151	21	548	76	2	0	719	100.0

Invalid responses include no response.

75A7) How do you usually describe yourself? (Please select ALL that apply)

White

	Male		Female		Unknown		Total Freq.	Pct.
	Freq.	Pct.	Freq.	Pct.	Freq.	Pct.		
0 Not selected	12	8	27	5	1	50	41	5.7
1 Selected	139	92	521	95	1	50	678	94.3
Valid responses =	151	21	548	76	2	0	719	100.0

Invalid responses include no response.

75A8) How do you usually describe yourself? (Please select ALL that apply)

Biracial or Multiracial

	Male		Female		Unknown		Total Freq.	Pct.
	Freq.	Pct.	Freq.	Pct.	Freq.	Pct.		
0 Not selected	151	100	537	98	2	100	707	98.3
1 Selected	0	0	11	2	0	0	12	1.7
Valid responses =	151	21	548	76	2	0	719	100.0

Invalid responses include no response.



AMERICAN COLLEGE HEALTH ASSOCIATION

American College Health Association-National College Health Assessment (ACHA-NCHA III)

Institutional Data Report - Spring 2020

UNIVERSITY OF NORTHERN IOWA

American College Health Association
8455 Colesville Road, Suite 740
Silver Spring, MD 20910
(410) 859-1500

April 7, 2020
FREQUENCY REPORT
Number of Surveys (n) =

719 Web Surveys

www.acha.org

75A9) How do you usually describe yourself? (Please select ALL that apply)

Another Identity

	Male		Female		Unknown		Total Freq.	Pct.
	Freq.	Pct.	Freq.	Pct.	Freq.	Pct.		
0 Not selected	151	100	547	100	2	100	718	99.9
1 Selected	0	0	1	0	0	0	1	0.1
Valid responses =	151	21	548	76	2	0	719	100.0

Invalid responses include no response.

75B1) Are you? (Please select ALL that apply) (only includes students that describe themselves as Hispanic or Latino/a/x)

Mexican, Mexican American, Chicano

	Male		Female		Unknown		Total Freq.	Pct.
	Freq.	Pct.	Freq.	Pct.	Freq.	Pct.		
0 Not selected	3	75	6	43	0	0	9	50.0
1 Selected	1	25	8	57	0	0	9	50.0
Valid responses =	4	22	14	78	0	0	18	2.5

Invalid responses include no response.

75B2) Are you? (Please select ALL that apply) (only includes students that describe themselves as Hispanic or Latino/a/x)

Puerto Rican

	Male		Female		Unknown		Total Freq.	Pct.
	Freq.	Pct.	Freq.	Pct.	Freq.	Pct.		
0 Not selected	4	100	14	100	0	0	18	100.0
1 Selected	0	0	0	0	0	0	0	0.0
Valid responses =	4	22	14	78	0	0	18	2.5

Invalid responses include no response.

75B3) Are you? (Please select ALL that apply) (only includes students that describe themselves as Hispanic or Latino/a/x)

Cuban

	Male		Female		Unknown		Total Freq.	Pct.
	Freq.	Pct.	Freq.	Pct.	Freq.	Pct.		
0 Not selected	4	100	13	93	0	0	17	94.4
1 Selected	0	0	1	7	0	0	1	5.6
Valid responses =	4	22	14	78	0	0	18	2.5

Invalid responses include no response.

75B4) Are you? (Please select ALL that apply) (only includes students that describe themselves as Hispanic or Latino/a/x)

Another Hispanic, Latino/a/x, or Spanish origin

	Male		Female		Unknown		Total Freq.	Pct.
	Freq.	Pct.	Freq.	Pct.	Freq.	Pct.		
0 Not selected	1	25	9	64	0	0	10	55.6
1 Selected	3	75	5	36	0	0	8	44.4
Valid responses =	4	22	14	78	0	0	18	2.5

Invalid responses include no response.

75C1) Are you? (Please select ALL that apply) (only includes students that describe themselves as Asian or Asian American)

East Asian (for example: Chinese, Japanese, or Korean)

	Male		Female		Unknown		Total Freq.	Pct.
	Freq.	Pct.	Freq.	Pct.	Freq.	Pct.		
0 Not selected	2	29	3	23	0	0	5	23.8
1 Selected	5	71	10	77	1	100	16	76.2
Valid responses =	7	33	13	62	1	5	21	2.9

Invalid responses include no response.

75C2) Are you? (Please select ALL that apply) (only includes students that describe themselves as Asian or Asian American)

Southeast Asian (for example: Cambodian, Vietnamese, Hmong, or Filipino)

	Male		Female		Unknown		Total Freq.	Pct.
	Freq.	Pct.	Freq.	Pct.	Freq.	Pct.		
0 Not selected	4	57	10	77	1	100	15	71.4
1 Selected	3	43	3	23	0	0	6	28.6
Valid responses =	7	33	13	62	1	5	21	2.9

Invalid responses include no response.

75C3) Are you? (Please select ALL that apply) (only includes students that describe themselves as Asian or Asian American)

South Asian (for example: Indian, Pakistani, Nepalese, or Sri Lankan)

	Male		Female		Unknown		Total Freq.	Pct.
	Freq.	Pct.	Freq.	Pct.	Freq.	Pct.		
0 Not selected	7	100	13	100	1	100	21	100.0
1 Selected	0	0	0	0	0	0	0	0.0
Valid responses =	7	33	13	62	1	5	21	2.9

Invalid responses include no response.



AMERICAN COLLEGE HEALTH ASSOCIATION

American College Health Association-National College Health Assessment (ACHA-NCHA III)

Institutional Data Report - Spring 2020

UNIVERSITY OF NORTHERN IOWA

American College Health Association
8455 Colesville Road, Suite 740
Silver Spring, MD 20910
(410) 859-1500

April 7, 2020
FREQUENCY REPORT
Number of Surveys (n) =

719 Web Surveys

www.acha.org

75C4) Are you? (Please select ALL that apply) (only includes students that describe themselves as Asian or Asian American)

Other Asian

	Male		Female		Unknown		Total		Pct.
	Freq.	Pct.	Freq.	Pct.	Freq.	Pct.	Freq.	Pct.	
0 Not selected	7	100	13	100	1	100	21	100.0	
1 Selected	0	0	0	0	0	0	0	0.0	
Valid responses =	7	33	13	62	1	5	21	2.9	

Invalid responses include no response.

76) What is your relationship status?

	Male		Female		Unknown		Total		Pct.
	Freq.	Pct.	Freq.	Pct.	Freq.	Pct.	Freq.	Pct.	
1 Not in a relationship	75	50	227	42	2	100	311	43.4	
2 In relationship not married/partnered	62	41	265	48	0	0	336	46.9	
3 Married/partnered	13	9	55	10	0	0	70	9.8	
Valid responses =	150	21	547	76	2	0	717	99.7	

Invalid responses include no response.

77A) Are you a member of a social fraternity or sorority?

	Male		Female		Unknown		Total		Pct.
	Freq.	Pct.	Freq.	Pct.	Freq.	Pct.	Freq.	Pct.	
1 No	147	97	517	95	1	50	683	95.1	
2 Yes	4	3	30	6	1	50	35	4.9	
Valid responses =	151	21	547	76	2	0	718	99.9	

Invalid responses include no response.

77B) Do you live in a fraternity or sorority residence?

	Male		Female		Unknown		Total		Pct.
	Freq.	Pct.	Freq.	Pct.	Freq.	Pct.	Freq.	Pct.	
1 No	151	100	541	99	1	50	711	99.0	
2 Yes	0	0	6	1	1	50	7	1.0	
Valid responses =	151	21	547	76	2	0	718	99.9	

Invalid responses include no response.

78) Where do you currently live? (only includes students that do not live in a fraternity/sorority residence)

	Male		Female		Unknown		Total		Pct.
	Freq.	Pct.	Freq.	Pct.	Freq.	Pct.	Freq.	Pct.	
1 Campus/university housing	56	37	135	25	1	100	196	27.5	
2 Parent/guardian/other family member's home	7	5	34	6	0	0	44	6.2	
3 Off-campus/non-university housing	86	57	367	68	0	0	464	65.2	
4 Temporarily with relative, friend, couch surfing	0	0	0	0	0	0	0	0.0	
5 Don't have a place to live	0	0	0	0	0	0	0	0.0	
6 Other (please specify)	2	1	6	1	0	0	8	1.1	
Valid responses =	151	21	542	76	1	0	712	99.0	

Invalid responses include no response.

79) What is your primary source of health insurance?

	Male		Female		Unknown		Total		Pct.
	Freq.	Pct.	Freq.	Pct.	Freq.	Pct.	Freq.	Pct.	
1 College/university Health Insurance Plan	11	7	19	4	0	0	30	4.2	
2 Covered by parent/guardian plan	114	76	421	77	2	100	549	76.4	
3 Covered by employer-based plan	11	7	41	8	0	0	53	7.4	
4 Medicaid, Medicare, SCHIP, VA/Tricare	9	6	50	9	0	0	63	8.8	
5 I bought a plan on my own	1	1	4	1	0	0	6	0.8	
6 Don't have health insurance	2	1	13	2	0	0	15	2.1	
7 Don't know if I have health insurance	1	1	0	0	0	0	1	0.1	
8 Have insurance, don't know primary source	2	1	0	0	0	0	2	0.3	
Valid responses =	151	21	548	76	2	0	719	100.0	

Invalid responses include no response.



AMERICAN COLLEGE HEALTH ASSOCIATION

American College Health Association-National College Health Assessment (ACHA-NCHA III)

Institutional Data Report - Spring 2020

UNIVERSITY OF NORTHERN IOWA

American College Health Association
8455 Colesville Road, Suite 740
Silver Spring, MD 20910
(410) 859-1500

April 7, 2020
FREQUENCY REPORT
Number of Surveys (n) =

719 Web Surveys

www.acha.org

80) What is your approximate cumulative grade average?

	Male		Female		Unknown		Total	Pct.
	Freq.	Pct.	Freq.	Pct.	Freq.	Pct.		
1 A+	8	5	31	6	0	0	40	5.6
2 A	23	15	193	35	0	0	221	30.7
3 A	33	22	115	21	1	50	150	20.9
4 B+	27	18	72	13	0	0	102	14.2
5 B	31	21	69	13	0	0	103	14.3
6 B-	12	8	30	6	0	0	43	6.0
7 C+	6	4	12	2	1	50	21	2.9
8 C	6	4	16	3	0	0	23	3.2
9 C-	2	1	5	1	0	0	8	1.1
10 D+	1	1	3	1	0	0	4	0.6
11 D	1	1	1	0	0	0	2	0.3
12 D-	0	0	0	0	0	0	0	0.0
13 F	0	0	0	0	0	0	0	0.0
14 N/A	1	1	1	0	0	0	2	0.3
Valid responses =	151	21	548	76	2	0	719	100.0

Invalid responses include no response.

81A) Do you participate in organized college athletics at any of the following levels?

Varsity

	Male		Female		Unknown		Total	Pct.
	Freq.	Pct.	Freq.	Pct.	Freq.	Pct.		
1 No	147	99	528	97	2	100	693	96.8
2 Yes	2	1	19	4	0	0	23	3.2
Valid responses =	149	21	547	76	2	0	716	99.6

Invalid responses include no response.

81B) Do you participate in organized college athletics at any of the following levels?

Club Sports

	Male		Female		Unknown		Total	Pct.
	Freq.	Pct.	Freq.	Pct.	Freq.	Pct.		
1 No	136	91	523	96	2	100	679	95.0
2 Yes	13	9	23	4	0	0	36	5.0
Valid responses =	149	21	546	76	2	0	715	99.4

Invalid responses include no response.

81C) Do you participate in organized college athletics at any of the following levels?

Intramurals

	Male		Female		Unknown		Total	Pct.
	Freq.	Pct.	Freq.	Pct.	Freq.	Pct.		
1 No	116	78	497	92	1	50	631	89.3
2 Yes	33	22	41	8	1	50	76	10.7
Valid responses =	149	21	538	76	2	0	707	98.3

Invalid responses include no response.

82A) Do you have any of the following?

Attention-Deficit/Hyperactivity Disorder (ADD or ADHD)

	Male		Female		Unknown		Total	Pct.
	Freq.	Pct.	Freq.	Pct.	Freq.	Pct.		
1 No	138	91	522	95	1	50	677	94.3
2 Yes	13	9	25	5	1	50	41	5.7
Valid responses =	151	21	547	76	2	0	718	99.9

Invalid responses include no response.

82B) Do you have any of the following?

Autism Spectrum Disorder

	Male		Female		Unknown		Total	Pct.
	Freq.	Pct.	Freq.	Pct.	Freq.	Pct.		
1 No	148	98	544	100	2	100	710	98.9
2 Yes	3	2	3	1	0	0	8	1.1
Valid responses =	151	21	547	76	2	0	718	99.9

Invalid responses include no response.

82C) Do you have any of the following?

Deaf/Hearing loss

	Male		Female		Unknown		Total	Pct.
	Freq.	Pct.	Freq.	Pct.	Freq.	Pct.		
1 No	143	95	534	98	2	100	697	97.1
2 Yes	8	5	13	2	0	0	21	2.9
Valid responses =	151	21	547	76	2	0	718	99.9

Invalid responses include no response.



AMERICAN COLLEGE HEALTH ASSOCIATION

American College Health Association-National College Health Assessment (ACHA-NCHA III)
Institutional Data Report - Spring 2020

UNIVERSITY OF NORTHERN IOWA

American College Health Association
8455 Colesville Road, Suite 740
Silver Spring, MD 20910
(410) 859-1500
www.acha.org

April 7, 2020
FREQUENCY REPORT
Number of Surveys (n) = 719 Web Surveys

82D) Do you have any of the following? Learning disability

	Male		Female		Unknown		Total		Pct.
	Freq.	Pct.	Freq.	Pct.	Freq.	Pct.	Freq.	Pct.	
1 No	146	99	525	97	1	50	688	96.9	
2 Yes	2	1	17	3	1	50	22	3.1	
Valid responses =	148	21	542	76	2	0	710	98.7	

Invalid responses include no response.

82E) Do you have any of the following? Mobility/Dexterity disability

	Male		Female		Unknown		Total		Pct.
	Freq.	Pct.	Freq.	Pct.	Freq.	Pct.	Freq.	Pct.	
1 No	148	99	543	99	2	100	711	99.2	
2 Yes	2	1	4	1	0	0	6	0.8	
Valid responses =	150	21	547	76	2	0	717	99.7	

Invalid responses include no response.

82F) Do you have any of the following? Blind/Low Vision

	Male		Female		Unknown		Total		Pct.
	Freq.	Pct.	Freq.	Pct.	Freq.	Pct.	Freq.	Pct.	
1 No	147	98	536	98	2	100	702	97.9	
2 Yes	3	2	11	2	0	0	15	2.1	
Valid responses =	150	21	547	76	2	0	717	99.7	

Invalid responses include no response.

82G) Do you have any of the following? Speech or language disorder

	Male		Female		Unknown		Total		Pct.
	Freq.	Pct.	Freq.	Pct.	Freq.	Pct.	Freq.	Pct.	
1 No	150	99	548	100	2	100	718	99.9	
2 Yes	1	1	0	0	0	0	1	0.1	
Valid responses =	151	21	548	76	2	0	719	100.0	

Invalid responses include no response.

83) Are you currently or have you been a member of the Armed Services?

	Male		Female		Unknown		Total		Pct.
	Freq.	Pct.	Freq.	Pct.	Freq.	Pct.	Freq.	Pct.	
1 No	144	95	539	98	2	100	703	97.8	
2 Yes, have served in area of hazardous duty	2	1	1	0	0	0	3	0.4	
3 Yes, have not served in area hazardous duty	5	3	8	2	0	0	13	1.8	
Valid responses =	151	21	548	76	2	0	719	100.0	

Invalid responses include no response.

84) What is the highest level of education completed by either of your parents (or guardians)?

	Male		Female		Unknown		Total		Pct.
	Freq.	Pct.	Freq.	Pct.	Freq.	Pct.	Freq.	Pct.	
1 Did not finish high school	3	2	2	0	0	0	5	0.7	
2 High school diploma or GED	16	11	69	13	0	0	88	12.3	
3 Attended college but no degree	11	7	48	9	0	0	62	8.6	
4 Associate's degree	33	22	99	18	0	0	136	18.9	
5 Bachelor's degree	59	39	207	38	1	50	274	38.2	
6 Master's degree	25	17	97	18	1	50	123	17.1	
7 Doctoral or professional degree (PhD, EdD, MD, JD, etc.)	4	3	23	4	0	0	27	3.8	
8 Don't know	0	0	2	0	0	0	3	0.4	
Valid responses =	151	21	547	76	2	0	718	99.9	

Invalid responses include no response.

85) Are you a parent of a child under the age of 18 or do you have primary responsibility for someone else's child/children under the age of 18?

	Male		Female		Unknown		Total		Pct.
	Freq.	Pct.	Freq.	Pct.	Freq.	Pct.	Freq.	Pct.	
1 No	142	95	514	94	2	100	675	94.4	
2 Yes	8	5	31	6	0	0	40	5.6	
Valid responses =	150	21	545	76	2	0	715	99.4	

Invalid responses include no response.



AMERICAN COLLEGE HEALTH ASSOCIATION

American College Health Association-National College Health Assessment (ACHA-NCHA III)

Institutional Data Report - Spring 2020

UNIVERSITY OF NORTHERN IOWA

American College Health Association
8455 Colesville Road, Suite 740
Silver Spring, MD 20910
(410) 859-1500
www.acha.org

April 7, 2020

FREQUENCY REPORT

Number of Surveys (n) = 719 Web Surveys

HT_INCH Height in Inches

	Male		Female		Unknown		Total	
	Freq.	Pct.	Freq.	Pct.	Freq.	Pct.	Freq.	Pct.
1 36 or Less Inches	0	0	0	0	0	0	0	0.0
2 37 to 48 Inches	0	0	0	0	0	0	0	0.0
3 49 to 60 Inches	0	0	10	2	0	0	10	1.4
4 61 to 72 Inches	103	69	533	97	2	100	655	91.5
5 73 to 84 Inches	46	31	3	1	0	0	50	7.0
6 85 or More Inches	0	0	1	0	0	0	1	0.1
Valid responses =	149	21	547	76	2	0	716	99.6

Invalid responses include no response.

Due to the improbability of a student surviving a drinking episode resulting in an extremely high BAC, all students with a BAC of .50% or higher are omitted from the BAC figures in this report. BAC is an estimated figure based on the reported number of drinks consumed during the last time they drank alcohol in a social setting, their approximate time of consumption, sex, weight, and the average rate of ethanol metabolism. The BAC variable has only been altered for this report, and remains unchanged in the data file.

BAC Estimated Blood Alcohol Content

	Mean	Median	Std Dev	Min	Max
Male	0.04	0.02	0.06	0	0.34
Female	0.04	0.02	0.05	0	0.32
Overall	0.04	0.02	0.05	0	0.34

BAC Estimated Blood Alcohol Content

	Male		Female		Unknown		Total	
	Freq.	Pct.	Freq.	Pct.	Freq.	Pct.	Freq.	Pct.
0 0% Alcohol	47	41	168	36	1	50	223	37.2
1 .01 to .05% Alcohol	35	31	181	39	0	0	221	36.9
2 .06 to .07% Alcohol	9	8	28	6	0	0	37	6.2
3 .08 to .09% Alcohol	6	5	33	7	0	0	39	6.5
4 .10 to .15% Alcohol	13	11	41	9	0	0	56	9.3
5 .16 to .20% Alcohol	3	3	11	2	1	50	15	2.5
6 .21 to .25% Alcohol	0	0	5	1	0	0	5	0.8
7 .26 to .30% Alcohol	0	0	1	0	0	0	1	0.2
8 .31 to .49% Alcohol	1	1	1	0	0	0	2	0.3
Valid responses =	114	19	469	78	2	0	599	83.3

Invalid responses include no response.

RBAC1 Recoded Estimated Blood Alcohol Content .08%

	Male		Female		Unknown		Total	
	Freq.	Pct.	Freq.	Pct.	Freq.	Pct.	Freq.	Pct.
0 Less than .08%	91	80	377	80	1	50	481	80.3
1 .08% or higher	23	20	92	20	1	50	118	19.7
Valid responses =	114	19	469	78	2	0	599	83.3

Invalid responses include no response.

RBAC2 Recoded Estimated Blood Alcohol Content .1%

	Male		Female		Unknown		Total	
	Freq.	Pct.	Freq.	Pct.	Freq.	Pct.	Freq.	Pct.
0 Less than .1%	97	85	410	87	1	50	520	86.8
1 .1% or higher	17	15	59	13	1	50	79	13.2
Valid responses =	114	19	469	78	2	0	599	83.3

Invalid responses include no response.

BMI Body Mass Index

	Mean	Median	Std Dev	Min	Max
Male	25.77	25.00	5.39	17	52
Female	26.45	25.00	6.15	17	50
Overall	26.27	25.00	5.97	17	52

RBMI Body Mass Index Classifications

	Male		Female		Unknown		Total	
	Freq.	Pct.	Freq.	Pct.	Freq.	Pct.	Freq.	Pct.
1 Underweight (<18.5)	6	4	8	2	0	0	15	2.1
2 Desired weight (18.5- 24.9)	72	48	262	48	2	100	343	48.2
3 Overweight (25- 29.9)	48	32	150	28	0	0	206	29.0
4 Class I obesity (30- 34.9)	13	9	68	13	0	0	82	11.5
5 Class II obesity (35- 39.9)	6	4	26	5	0	0	33	4.6
6 Class III obesity (>=40)	4	3	28	5	0	0	32	4.5
Valid responses =	149	21	542	76	2	0	711	98.9

Invalid responses include no response.



AMERICAN COLLEGE HEALTH ASSOCIATION

American College Health Association-National College Health Assessment (ACHA-NCHA III)

Institutional Data Report - Spring 2020

UNIVERSITY OF NORTHERN IOWA

American College Health Association
8455 Colesville Road, Suite 740
Silver Spring, MD 20910
(410) 859-1500

April 7, 2020
FREQUENCY REPORT

Number of Surveys (n) = 719 Web Surveys

www.acha.org

USDAFI USDA Food Security Score

	Mean	Median	Std Dev	Min	Max
Male	1.82	1.00	2.11	0	6
Female	1.87	1.00	2.05	0	6
Overall	1.90	1.00	2.09	0	6

RUSDAFI USDA Food Security Category

	Male		Female		Unknown		Total		Pct.
	Freq.	Pct.	Freq.	Pct.	Freq.	Pct.	Freq.	Pct.	
1 Very low food security (5-6)	26	17	93	17	0	0	129	18.0	
2 Low food security (2-4)	37	25	152	28	1	50	191	26.7	
3 High or marginal food security (0-1)	86	58	302	55	1	50	396	55.3	
Valid responses =	149	21	547	76	2	0	716	99.6	

Invalid responses include no response.

KESSLER6 Kessler 6 (K6) Non-Specific Psychological Distress Score

	Mean	Median	Std Dev	Min	Max
Male	6.32	5.00	4.52	0	21
Female	7.04	6.00	4.63	0	24
Overall	6.98	6.00	4.65	0	24

RKESSLER6 Recoded Kessler 6 (K6) Non-Specific Psychological Distress

	Male		Female		Unknown		Total		Pct.
	Freq.	Pct.	Freq.	Pct.	Freq.	Pct.	Freq.	Pct.	
1 No or low psychological distress (0-8)	110	74	352	65	2	100	469	65.9	
2 Moderate psychological distress (9-12)	23	15	122	23	0	0	150	21.1	
3 Serious psychological distress (13-24)	16	11	69	13	0	0	93	13.1	
Valid responses =	149	21	543	76	2	0	712	99.0	

Invalid responses include no response.

ULS3 UCLA Loneliness Scale Score

	Mean	Median	Std Dev	Min	Max
Male	5.01	5.00	1.72	3	9
Female	5.29	5.00	1.84	3	9
Overall	5.25	5.00	1.81	3	9

RULS3 Recoded UCLA Loneliness Scale

	Male		Female		Unknown		Total		Pct.
	Freq.	Pct.	Freq.	Pct.	Freq.	Pct.	Freq.	Pct.	
1 Negative for loneliness (3-5)	97	64	307	56	1	50	409	57.1	
2 Positive for loneliness (6-9)	54	36	238	44	1	50	307	42.9	
Valid responses =	151	21	545	76	2	0	716	99.6	

Invalid responses include no response.

SBQR Suicide Behavior Questionnaire-Revised (SBQR) Screening Score

	Mean	Median	Std Dev	Min	Max
Male	4.69	3.00	2.5	3	14
Female	5.09	3.00	3.02	3	17
Overall	5.05	3.00	2.94	3	17

RSBQR Recoded Suicide Behavior Questionnaire-Revised (SBQR)

	Male		Female		Unknown		Total		Pct.
	Freq.	Pct.	Freq.	Pct.	Freq.	Pct.	Freq.	Pct.	
1 Negative for suicidal screening (3-6)	120	80	415	76	2	100	546	76.2	
2 Positive for suicidal screening (7-18)	30	20	132	24	0	0	171	23.8	
Valid responses =	150	21	547	76	2	0	717	99.7	

Invalid responses include no response.

DIENER Diener Flourishing Score

	Mean	Median	Std Dev	Min	Max
Male	45.58	48.00	7.98	8	56
Female	46.93	48.00	7.48	8	56
Overall	46.55	48.00	7.68	8	56

CDRISC2 Connor-Davidson Resilience Scale 2 (CD-RISC2) Score

	Mean	Median	Std Dev	Min	Max
Male	6.40	6.00	1.27	3	8
Female	6.01	6.00	1.39	2	8
Overall	6.08	6.00	1.38	2	8



AMERICAN COLLEGE HEALTH ASSOCIATION

American College Health Association-National College Health Assessment (ACHA-NCHA III)

Institutional Data Report - Spring 2020

UNIVERSITY OF NORTHERN IOWA

American College Health Association
8455 Colesville Road, Suite 740
Silver Spring, MD 20910
(410) 859-1500

April 7, 2020
FREQUENCY REPORT

Number of Surveys (n) = 719 Web Surveys

www.acha.org

SSISTOBACCO ASSIST SSIS TOBACCO SCORE

	Mean	Median	Std Dev	Min	Max
Male	7.13	3.00	8.02	0	28
Female	3.72	2.00	6.13	0	27
Overall	4.80	2.00	7.04	0	28

TOBACCORISK ASSIST Tobacco Risk

	Male		Female		Unknown		Total		Pct.
	Freq.	Pct.	Freq.	Pct.	Freq.	Pct.	Freq.		
1 Low Risk (0-3)	31	52	131	74	0	0	165	67.6	
2 Moderate Risk (4-26)	28	47	45	25	1	100	77	31.6	
3 High Risk (27-39)	1	2	1	1	0	0	2	0.8	
Valid responses =	60	25	177	73	1	0	244	33.9	

Invalid responses include no response.

SSISALCOHOL ASSIST SSIS ALCOHOL SCORE

	Mean	Median	Std Dev	Min	Max
Male	6.94	6.00	5.19	0	28
Female	6.27	5.00	5.02	0	34
Overall	6.41	6.00	5.1	0	34

ALCOHOLRISK ASSIST Alcohol Risk

	Male		Female		Unknown		Total		Pct.
	Freq.	Pct.	Freq.	Pct.	Freq.	Pct.	Freq.		
1 Low Risk (0-10)	96	82	405	87	2	100	512	85.8	
2 Moderate Risk (11-26)	20	17	59	13	0	0	82	13.7	
3 High Risk (27-39)	1	1	2	0	0	0	3	0.5	
Valid responses =	117	20	466	78	2	0	597	83.0	

Invalid responses include no response.

SSISCANNABIS ASSIST SSIS CANNABIS SCORE

	Mean	Median	Std Dev	Min	Max
Male	4.50	2.00	6.59	0	25
Female	3.38	2.00	5.43	0	34
Overall	3.66	2.00	5.73	0	34

CANNABISRISK ASSIST Cannabis Risk

	Male		Female		Unknown		Total		Pct.
	Freq.	Pct.	Freq.	Pct.	Freq.	Pct.	Freq.		
1 Low Risk (0-3)	32	67	124	71	0	0	159	69.4	
2 Moderate Risk (4-26)	16	33	49	28	0	0	67	29.3	
3 High Risk (27-39)	0	0	3	2	0	0	3	1.3	
Valid responses =	48	21	176	77	0	0	229	31.8	

Invalid responses include no response.

SSISCOCAINE ASSIST SSIS COCAINE SCORE

	Mean	Median	Std Dev	Min	Max
Male	1.33	0.00	2.42	0	6
Female	0.86	0.00	1.23	0	3
Overall	1.38	0.00	2.36	0	9

COCAINERISK ASSIST Cocaine Risk

	Male		Female		Unknown		Total		Pct.
	Freq.	Pct.	Freq.	Pct.	Freq.	Pct.	Freq.		
1 Low Risk (0-3)	5	83	14	100	0	0	19	90.5	
2 Moderate Risk (4-26)	1	17	0	0	0	0	2	9.5	
3 High Risk (27-39)	0	0	0	0	0	0	0	0.0	
Valid responses =	6	29	14	67	0	0	21	2.9	

Invalid responses include no response.

SSISMETH ASSIST SSIS METHAMPHETAMINE SCORE

	Mean	Median	Std Dev	Min	Max
Male	0.00	0.00	.	0	0
Female	0.00	0.00	0	0	0
Overall	1.50	0.00	3	0	6

METHRISK ASSIST Methamphetamine Risk

	Male		Female		Unknown		Total		Pct.
	Freq.	Pct.	Freq.	Pct.	Freq.	Pct.	Freq.		
1 Low Risk (0-3)	1	100	2	100	0	0	3	75.0	
2 Moderate Risk (4-26)	0	0	0	0	0	0	1	25.0	
3 High Risk (27-39)	0	0	0	0	0	0	0	0.0	
Valid responses =	1	25	2	50	0	0	4	0.6	

Invalid responses include no response.



AMERICAN COLLEGE HEALTH ASSOCIATION

American College Health Association-National College Health Assessment (ACHA-NCHA III)

Institutional Data Report - Spring 2020

UNIVERSITY OF NORTHERN IOWA

American College Health Association

8455 Colesville Road, Suite 740

Silver Spring, MD 20910

(410) 859-1500

www.acha.org

April 7, 2020

FREQUENCY REPORT

Number of Surveys (n) = 719 Web Surveys

SSISINHALANT ASSIST SSIS INHALANTS SCORE

	Mean	Median	Std Dev	Min	Max
Male	0.50	0.00	1	0	2
Female	1.00	0.00	1.73	0	3
Overall	0.71	0.00	1.25	0	3

INHALANTRISK ASSIST Inhalant Risk

	Male		Female		Unknown		Total	
	Freq.	Pct.	Freq.	Pct.	Freq.	Pct.	Freq.	Pct.
1 Low Risk (0-3)	4	100	3	100	0	0	7	100.0
2 Moderate Risk (4-26)	0	0	0	0	0	0	0	0.0
3 High Risk (27-39)	0	0	0	0	0	0	0	0.0
Valid responses =	4	57	3	43	0	0	7	1.0

Invalid responses include no response.

SSISRXSTIMULANT ASSIST SSIS ADJUSTED PRESCRIPTION STIMULANT SCORE

	Mean	Median	Std Dev	Min	Max
Male	2.00	0.00	3.94	0	12
Female	1.95	0.00	3.6	0	19
Overall	2.48	0.00	5.02	0	28

RXSTIMULANTRISK ASSIST Prescription Stimulant Risk

	Male		Female		Unknown		Total	
	Freq.	Pct.	Freq.	Pct.	Freq.	Pct.	Freq.	Pct.
1 Low Risk (0-3)	11	85	33	83	0	0	45	80.4
2 Moderate Risk (4-26)	2	15	7	18	0	0	10	17.9
3 High Risk (27-39)	0	0	0	0	0	0	1	1.8
Valid responses =	13	23	40	71	0	0	56	7.8

Invalid responses include no response.

SSISSEDATIVE ASSIST SSIS ADJUSTED SEDATIVE SCORE

	Mean	Median	Std Dev	Min	Max
Male	0.80	0.00	1.75	0	5
Female	3.25	2.00	4.19	0	16
Overall	3.08	1.00	4.7	0	20

SEDATIVERISK ASSIST Sedative Risk

	Male		Female		Unknown		Total	
	Freq.	Pct.	Freq.	Pct.	Freq.	Pct.	Freq.	Pct.
1 Low Risk (0-3)	9	90	16	67	0	0	25	69.4
2 Moderate Risk (4-26)	1	10	8	33	0	0	11	30.6
3 High Risk (27-39)	0	0	0	0	0	0	0	0.0
Valid responses =	10	28	24	67	0	0	36	5.0

Invalid responses include no response.

SSISHALLUCINOGEN ASSIST SSIS HALLUCINOGENS SCORE

	Mean	Median	Std Dev	Min	Max
Male	1.45	2.00	1.63	0	5
Female	0.47	0.00	1.65	0	7
Overall	1.18	0.00	2.21	0	8

HALLUCINOGENRISK ASSIST Hallucinogen Risk

	Male		Female		Unknown		Total	
	Freq.	Pct.	Freq.	Pct.	Freq.	Pct.	Freq.	Pct.
1 Low Risk (0-3)	10	91	18	95	0	0	29	87.9
2 Moderate Risk (4-26)	1	9	1	5	0	0	4	12.1
3 High Risk (27-39)	0	0	0	0	0	0	0	0.0
Valid responses =	11	33	19	58	0	0	33	4.6

Invalid responses include no response.

SSISHEROIN ASSIST SSIS HEROIN SCORE

	Mean	Median	Std Dev	Min	Max
Male
Female	0.00	0.00	0	0	0
Overall	12.67	0.00	21.94	0	38

HEROINRISK ASSIST Heroin Risk

	Male		Female		Unknown		Total	
	Freq.	Pct.	Freq.	Pct.	Freq.	Pct.	Freq.	Pct.
1 Low Risk (0-3)	0	0	2	100	0	0	2	66.7
2 Moderate Risk (4-26)	0	0	0	0	0	0	0	0.0
3 High Risk (27-39)	0	0	0	0	0	0	1	33.3
Valid responses =	0	0	2	67	0	0	3	0.4

Invalid responses include no response.



AMERICAN COLLEGE HEALTH ASSOCIATION

American College Health Association-National College Health Assessment (ACHA-NCHA III)

Institutional Data Report - Spring 2020

UNIVERSITY OF NORTHERN IOWA

American College Health Association
8455 Colesville Road, Suite 740
Silver Spring, MD 20910
(410) 859-1500

April 7, 2020
FREQUENCY REPORT

Number of Surveys (n) = 719 Web Surveys

www.acha.org

SSISRXOPIOID ASSIST SSIS ADJUSTED PRESCRIPTION OPIOID SCORE

	Mean	Median	Std Dev	Min	Max
Male	1.89	0.00	3.1	0	8
Female	0.50	0.00	1.54	0	6
Overall	1.70	0.00	3.81	0	17

RXOPIOIDRISK ASSIST Opioid Risk

	Male		Female		Unknown		Total		
	Freq.	Pct.	Freq.	Pct.	Freq.	Pct.	Freq.	Pct.	
1 Low Risk (0-3)	7	78	17	94	0	0	25	83.3	
2 Moderate Risk (4-26)	2	22	1	6	0	0	5	16.7	
3 High Risk (27-39)	0	0	0	0	0	0	0	0.0	
Valid responses =	9	30	18	60	0	0	30	4.2	

Invalid responses include no response.

SSISOTHER ASSIST SSIS OTHER DRUG SCORE

	Mean	Median	Std Dev	Min	Max
Male	0.00	0.00	.	0	0
Female	1.00	0.00	1.73	0	3
Overall	0.75	0.00	1.5	0	3

OTHERSSISRISK ASSIST Other Drug Risk

	Male		Female		Unknown		Total		
	Freq.	Pct.	Freq.	Pct.	Freq.	Pct.	Freq.	Pct.	
1 Low Risk (0-3)	1	100	3	100	0	0	4	100.0	
2 Moderate Risk (4-26)	0	0	0	0	0	0	0	0.0	
3 High Risk (27-39)	0	0	0	0	0	0	0	0.0	
Valid responses =	1	25	3	75	0	0	4	0.6	

Invalid responses include no response.

PATOTALMOD Total moderate activity minutes/week conversion

	Mean	Median	Std Dev	Min	Max
Male	398.67	240.00	422.83	0	2880
Female	338.94	180.00	409.77	0	3600
Overall	351.39	200.00	412.97	0	3600

PAAERO Met Weekly PA Guideline for Aerobic Activity ONLY

	Male		Female		Unknown		Total		
	Freq.	Pct.	Freq.	Pct.	Freq.	Pct.	Freq.	Pct.	
1 No	39	26	228	42	0	0	278	38.9	
2 Yes	111	74	316	58	2	100	436	61.1	
Valid responses =	150	21	544	76	2	0	714	99.3	

Invalid responses include no response.

PAGUIDE Met Weekly PA Guideline for Aerobic and Muscle-Strengthening Activity

	Male		Female		Unknown		Total		
	Freq.	Pct.	Freq.	Pct.	Freq.	Pct.	Freq.	Pct.	
1 No	72	48	337	62	1	50	423	59.2	
2 Yes	78	52	207	38	1	50	291	40.8	
Valid responses =	150	21	544	76	2	0	714	99.3	

Invalid responses include no response.

HAPAGUIDE Met Weekly PA Guideline for HIGHLY ACTIVE Adults

	Male		Female		Unknown		Total		
	Freq.	Pct.	Freq.	Pct.	Freq.	Pct.	Freq.	Pct.	
1 No	95	63	389	72	1	50	498	69.7	
2 Yes	55	37	155	29	1	50	216	30.3	
Valid responses =	150	21	544	76	2	0	714	99.3	

Invalid responses include no response.